



AGENDA

**CITY COUNCIL OF THE CITY OF MORENO VALLEY
MORENO VALLEY COMMUNITY SERVICES DISTRICT
CITY AS SUCCESSOR AGENCY FOR THE
COMMUNITY REDEVELOPMENT AGENCY OF
THE CITY OF MORENO VALLEY
MORENO VALLEY HOUSING AUTHORITY
MORENO VALLEY PUBLIC FINANCING AUTHORITY
BOARD OF LIBRARY TRUSTEES
MORENO VALLEY COMMUNITY FOUNDATION**

February 6, 2024

REGULAR MEETING – 6:00 PM

City Council Study Sessions

Second Tuesday of each month – 6:00 p.m.

City Council Meetings

Special Presentations – 5:30 P.M.

First & Third Tuesday of each month – 6:00 p.m.

City Council Closed Sessions

Will be scheduled as needed at 4:30 p.m.

City Hall Council Chamber – 14177 Frederick Street

Upon request, this agenda will be made available in appropriate alternative formats to persons with disabilities, in compliance with the Americans with Disabilities Act of 1990. Any person with a disability who requires a modification or accommodation in order to participate in a meeting should direct such request to the ADA Coordinator, at 951.413.3350 at least 72 hours before the meeting. The 72-hour notification will enable the City to make reasonable arrangements to ensure accessibility to this meeting.

Ulises Cabrera, Mayor

Cheylynda Barnard, Mayor Pro Tem
Edward A. Delgado, Council Member

Elena Baca-Santa Cruz, Council Member
David Marquez, Council Member

AGENDA
CITY COUNCIL OF THE CITY OF MORENO VALLEY
February 6, 2024

CALL TO ORDER - 5:30 PM

SPECIAL PRESENTATIONS

1. Proclamation – January is Safe Surrender Awareness Month
2. Proclamation – February is Black History Month

**AGENDA
JOINT MEETING OF THE
CITY COUNCIL OF THE CITY OF MORENO VALLEY
MORENO VALLEY COMMUNITY SERVICES DISTRICT
CITY AS SUCCESSOR AGENCY FOR THE
COMMUNITY REDEVELOPMENT AGENCY OF THE
CITY OF MORENO VALLEY
MORENO VALLEY HOUSING AUTHORITY
MORENO VALLEY PUBLIC FINANCING AUTHORITY
THE BOARD OF LIBRARY TRUSTEES
MORENO VALLEY COMMUNITY FOUNDATION**

***THE CITY COUNCIL RECEIVES A SEPARATE STIPEND FOR CSD
MEETINGS***

**REGULAR MEETING – 6:00 PM
FEBRUARY 6, 2024**

A. CALL TO ORDER

Joint Meeting of the City Council, Community Services District, City as Successor Agency for the Community Redevelopment Agency, Housing Authority the Board of Library Trustees and the Moreno Valley Community Foundation - actions taken at the Joint Meeting are those of the Agency indicated on each Agenda item.

B. PLEDGE OF ALLEGIANCE

C. INVOCATION - PASTOR JOHN VELASQUEZ FROM DISCOVERY CHRISTIAN

D. ROLL CALL

E. MOTIONS TO EXCUSE ABSENCES

F. STAFF INTRODUCTIONS

G. APPROVAL OF ORDER OF AGENDA

H. PUBLIC COMMENTS ON MATTERS NOT ON THE AGENDA

Speakers shall have a total of three minutes to comment on any matters not on the agenda.

Comments must pertain to matters within the subject matter jurisdiction of the City Council and/or Affiliated Boards.

I. JOINT CONSENT CALENDARS

Speakers have a total of three minutes to comment on all matters on the Joint Consent Calendar which are not pulled for separate discussion by the City Council and/or Affiliated Boards.

Any member of the City Council or Affiliated Boards may pull an item from the Joint Consent Calendar for discussion purposes, prior to approval of the Joint Consent Calendar.

After any requested discussion involving any given Consent item has taken place, all Consent items may be approved with one motion.

Recommendation(s):

Approve the Joint Consent Calendars

- I.1. ORDINANCES - READING BY TITLE ONLY - THE MOTION TO ADOPT AN ORDINANCE LISTED ON THE CONSENT CALENDAR INCLUDES WAIVER OF FULL READING OF THE ORDINANCE.

Recommendation: Waive reading of all Ordinances.

- I.2. MINUTES - CITY COUNCIL - REGULAR MEETING - JAN 16, 2024 6:00 PM

Recommendation: Approve as Submitted.

- I.3. FISCAL YEAR 2023/24 MID-YEAR OPERATING & CIP BUDGET REVIEW AND APPROVAL OF THE MID-YEAR OPERATING & CIP BUDGET AMENDMENTS (Report of: City Manager)

Recommendations: That the City Council:

1. Receive and file the Fiscal Year (FY) 2023/24 Mid-Year Operating Budget Review.
2. Receive and file the Fiscal Year (FY) 2023/24 Mid-Year CIP Budget Review.
3. Adopt Resolution No. 2024-XX. A resolution of the City Council of the City of Moreno Valley, California, adopting the revised operating and CIP budgets for Fiscal Year 2023/24.
4. Approve the Moreno Valley Community Foundation Budget.

Recommendations: That the CSD:

1. Adopt Resolution No. CSD 2024-XX. A resolution of the Moreno Valley Community Services District of the City of Moreno Valley, California, adopting the revised operating and CIP budgets for Fiscal Year 2023/24.

Recommendations: That the HA:

1. Adopt Resolution No. HA 2024-XX. A Resolution of the Moreno Valley Housing Authority of the City of Moreno Valley, California, adopting the revised operating and CIP budgets for Fiscal Year 2023/24.

Recommendations: That the MVCF

1. Adopt Resolution No. MVCF 2024-XX. A Resolution of the Moreno Valley Community Foundation of the City of Moreno Valley, adopting the revised operating and CIP budgets for Fiscal Year 2023/24.

I.4. PAYMENT REGISTER - DECEMBER 2023 (Report of: Financial & Management Services)

Recommendation:

1. Receive and file the Payment Register.

I.5. PURSUANT TO LANDOWNER PETITIONS, ANNEX CERTAIN PARCELS INTO COMMUNITY FACILITIES DISTRICT NO. 2021-01 (PARKS MAINTENANCE) - AMENDMENT NOS. 103, 138, 139, 140 and 142 (RESO. NOS. CSD 2024-__ to CSD 2024-__) (Report of: Financial & Management Services)

Recommendation:

1. Adopt Resolution No. CSD 2024-__), a Resolution of the Board for the Moreno Valley Community Services District of the City of Moreno Valley, California, ordering the annexation of territory to City of Moreno Valley Community Facilities District No. 2021-01 (Parks Maintenance) and approving the amended map for said District (Amendment No. 103) (Marcos Rincon Bravo located at 11684 Lyrebird Ct.).
2. Adopt Resolution No. CSD 2024-__), a Resolution of the Board for the Moreno Valley Community Services District of the City of Moreno Valley, California, ordering the annexation of territory to City of Moreno Valley Community Facilities District No. 2021-01 (Parks Maintenance) and approving the amended map for said District (Amendment No. 138) (Aaron Garcia Rodriguez and Antonio Garcia, located at 22753 Featherbrook Ct.).
3. Adopt Resolution No. CSD 2024-__), a Resolution of the Board for the Moreno Valley Community Services District of the City of Moreno Valley, California, ordering the annexation of territory to City of Moreno Valley Community Facilities District No. 2021-01 (Parks Maintenance)

and approving the amended map for said District (Amendment No. 139) (Crystal Irene Dowdy, located at 24166 Radwell Dr.).

4. Adopt Resolution No. CSD 2024-___), a Resolution of the Board for the Moreno Valley Community Services District of the City of Moreno Valley, California, ordering the annexation of territory to City of Moreno Valley Community Facilities District No. 2021-01 (Parks Maintenance) and approving the amended map for said District (Amendment No. 140) (Banuelos UTD 12/13/2004, Ruben C. and Rafaela Banuelos, located at 12636 Broadleaf Ln.).
 5. Adopt Resolution No. CSD 2024-___, a Resolution of the Board for the Moreno Valley Community Services District of the City of Moreno Valley, California, ordering the annexation of territory to City of Moreno Valley Community Facilities District No. 2021-01 (Parks Maintenance) and approving the amended map for said District (Amendment No. 142) (Melissa and Marisol Carranza, located on the northside of Eucalyptus Ave. between Indian St. and Perris Blvd.).
- I.6. SECOND AMENDMENT WITH VB RUN, LLC, A DELAWARE LIMITED LIABILITY COMPANY, FOR EXTENSION OF THE TELECOMMUNICATIONS LICENSE AGREEMENT WITH LICENSEE AND ALLOW LICENSEE TO SUB-LEASE TO NATIONAL BROADBAND CARRIERS FOR A SEPARATE REVENUE SHARE PER THE TERMS OF THE AGREEMENT (Report of: Parks & Community Services)

Recommendations: That the City Council and CSD:

1. Authorize the City Manager\Executive Director of the Moreno Valley Community Services District and or it's designed to execute the Second Amendment to the Telecommunications Lease Agreement with VB RUN, LLC, a Delaware limited liability company, to extend the renewal terms with the Licensee, VB Run LLC, for an additional 5 years at the beginning rates of \$3,543.93 per month for rent and \$100.00 per month for the maintenance fee, each to be adjusted annually by CPI or 3%, whichever is greater, per the terms of the 2nd Amendment, and;
2. Allow Licensee to sublicense\sublease to any applicable Sublicensees\Subtenants, upon written request to the he City of Moreno Valley ("City")/Moreno Valley Community Services District ("CSD") ("Licensor"), in return for a separate revenue share of rents at a rate of fifty percent (50%) of the rents collected by Licensee payable to the City\CSD for use of Improvements at the existing cell facility located on the property at 15115 Indian Street, Moreno Valley, CA 92551, known as John F. Kennedy Park; and,
3. Approve the City Manager\Executive Director of the Moreno Valley Community Services District and or it's designed to submit necessary

budget adjustments as applicable.

I.7. ACCEPTANCE OF THE TOBACCO LAW ENFORCEMENT GRANT PROGRAM AWARD, MEMORANDUM OF UNDERSTANDING AND RESOLUTION NO. 2024-XX (Report of: Police Department)

Recommendations:

1. Accept the Tobacco Law Enforcement Grant Program grant award in the amount of \$123,850 for overtime costs to conduct tobacco enforcement operations in Fiscal Years 2025/26 and 2026/27.
2. Authorize the Chief Financial Officer to appropriate \$123,850 as revenue and expense per fiscal year in Fund (2300) beginning in Fiscal Year 2024/25 and carrying over program budget over the grant period.
3. Approve the Memorandum of Understanding between the City of Moreno Valley and the Department of Justice regarding the Tobacco Law Enforcement Grant Program award.
4. Adopt Resolution No. 2024- XX a Resolution of the City Council of the City of Moreno Valley, California, authorizing the City Manager to execute the agreement with the State of California Department of Justice.

J. PUBLIC HEARINGS - NONE

Public testimony on each Public Hearing item shall be limited to three minutes per speaker and must pertain to the subject under consideration.

Those wishing to testify are encouraged to complete and submit a GOLDENROD speaker slip to the City Clerk Staff.

K. GENERAL BUSINESS

Public comment on each General Business item shall be limited to three minutes per speaker and must pertain to the subject under consideration.

Those wishing to speak are encouraged to complete and submit a BLUE speaker slip to the City Clerk Staff.

K.1. REVIEW AND CONSIDER THE ART COMMISSION'S APPROVAL OF PUBLIC ART REQUEST FOR FUNDING APPLICATION - MARYAM CROGMAN MURAL MAIN LIBRARY (Report of: Parks & Community Services)

Art Commission's Recommendations: That the City Council:

1. Receive and file the artist presentation; and
2. Review and consider the Art Commission's approval of Public Art Request for Funding Application from Maryam Crogman for the creation and installation of a 1,674 square foot mural "MoVal Reads" at the Moreno Valley Main Branch Library; and
3. Authorize Executive Director and or its designee to enter into an agreement for services with the approved applicant and submit a budget adjustment request to utilize funding from DIF Public Art Fund 2916.

K.2. REVIEW AND CONSIDER THE ART COMMISSION'S APPROVAL OF PUBLIC ART REQUEST FOR FUNDING APPLICATION - PATRICK BARWINSKI AR ANIMATION FOR CRC MURAL (Report of: Parks & Community Services)

Art Commission's Recommendations: That the City Council:

1. Receive and file the artist presentation; and
2. Review and consider the Art Commission's approval of Public Art Request for Funding Application from Patrick Barwinski for the inclusion of AR Animation effects on the previously approved 2,835 square foot mural at the Moreno Valley Conference & Recreation Center (CRC); and
3. Authorize Executive Director and or its designee to enter into an agreement for services with the approved applicant and submit a budget adjustment request to utilize funding from DIF Public Art Fund 2916.

K.3. MAYOR'S ROLE, DUTIES, AND RESPONSIBILITIES (Report of: City Attorney)

Recommendation:

1. That the City Council take whatever action it deems necessary and appropriate.

L. REGIONAL COMMISSION/COMMITTEE/BOARD REPORTS

L.1. REGIONAL COMMISSION/COMMITTEE/BOARD

(Informational Oral Presentation - not for Council action)

March Joint Powers Commission (JPC)

Riverside County Habitat Conservation Agency Board of Directors (RCHCA)

Riverside County Transportation Commission (RCTC)

Riverside Transit Agency Board of Directors (RTA)

Western Riverside Council of Governments Executive Committee (WRCOG)

Western Riverside County Regional Conservation Authority Board of
Directors (RCA)

School District/City Joint Task Force

M. EMPLOYEE ASSOCIATION REPORTS

N. CITY MANAGER'S REPORT

(Informational Oral Presentation - not for Council action)

O. CITY COUNCIL CLOSING COMMENTS

Individual Council Member comments shall be limited to five minutes.

P. ADJOURNMENT

PUBLIC INSPECTION

The contents of the agenda packet are available for public inspection on the City's website at www.moval.org and in the City Clerk's office at 14177 Frederick Street during normal business hours.

Any written information related to an open session agenda item that is known by the City to have been distributed to all or a majority of the City Council less than 72 hours prior to this meeting will be made available for public inspection on the City's website at www.moval.org and in the City Clerk's office at 14177 Frederick Street during normal business hours.

CERTIFICATION

I, Jane Halstead, City Clerk of the City of Moreno Valley, California, certify that 72 hours prior to this Regular Meeting, the City Council Agenda was posted on the City's website at: www.moval.org and in the following three public places pursuant to City of Moreno Valley Resolution No. 2007-40:

City Hall, City of Moreno Valley
14177 Frederick Street

Moreno Valley Library
25480 Alessandro Boulevard

Moreno Valley Senior/Community Center
25075 Fir Avenue

Jane Halstead, CMC
City Clerk

Date Posted: 2/1/2024

**MINUTES
CITY COUNCIL REGULAR MEETING OF THE CITY OF MORENO VALLEY
January 16, 2024**

CALL TO ORDER - 5:30 PM

SPECIAL PRESENTATIONS - NONE

Minutes Acceptance: Minutes of Jan 16, 2024 6:00 PM (JOINT CONSENT CALENDARS)

**MINUTES
JOINT MEETING OF THE
CITY COUNCIL OF THE CITY OF MORENO VALLEY
MORENO VALLEY COMMUNITY SERVICES DISTRICT
CITY AS SUCCESSOR AGENCY FOR THE
COMMUNITY REDEVELOPMENT AGENCY OF THE
CITY OF MORENO VALLEY
MORENO VALLEY HOUSING AUTHORITY
MORENO VALLEY PUBLIC FINANCING AUTHORITY
BOARD OF LIBRARY TRUSTEES**

**REGULAR MEETING – 6:00 PM
January 16, 2024**

CALL TO ORDER

The Joint Meeting of the City Council, Community Services District, City as Successor Agency for the Community Redevelopment Agency of the City of Moreno Valley, Moreno Valley Housing Authority, Moreno Valley Public Financing Authority and the Board of Library Trustees was called to order at 6:01 p.m. by Mayor Pro Tem Barnard in the Council Chamber located at 14177 Frederick Street.

Mayor Pro Tem Barnard announced that the City Council receives a separate stipend for CSD meetings.

PLEDGE OF ALLEGIANCE

The Pledge of Allegiance was led by Mayor Pro Tem Delgado.

INVOCATION - DR. MARK KROM FROM MARK KROM MINISTRIES

The invocation was given by Dr. Mark from Mark Krom Ministries.

ROLL CALL

Council:	Cheylynda Barnard	Mayor Pro Tem
	Elena Baca-Santa Cruz	Council Member
	Ed Delgado	Council Member
	David Marquez	Council Member
Absent:	Ulises Cabrera	Mayor

Minutes Acceptance: Minutes of Jan 16, 2024 6:00 PM (JOINT CONSENT CALENDARS)

Motion made by Council Member Delgado and seconded by Council Member Marquez to excuse Mayor Cabrera’s absence from the January 16th, 2024 City Council meeting.

Motion passed by a vote of 4-0, with Council Member Baca-Santa Cruz, Council Member Marquez, Council Member Delgado, Mayor Pro Tem Barnard voting yes, and Mayor Cabrera absent.

RESULT:	APPROVED [UNANIMOUS]
MOVER:	Ed Delgado, Council Member
SECONDER:	David Marquez, Council Member
AYES:	Ed Delgado, David Marquez, Cheylynda Barnard, Elena Baca-Santa Cruz
ABSENT:	Ulises Cabrera

INTRODUCTIONS

Staff:	Jane Halstead	Manager of the Office of the Mayor and City Council/City Clerk
	Patty Rodriguez	Senior Deputy City Clerk
	Steven Quintanilla	City Attorney
	Mike Lee	City Manager
	Brian Mohan	Assistant City Manager, City Treasurer
	Michael Lloyd	Assistant City Manager
	Sean Kelleher	Acting Assistant City Manager/Community Development Director
	Launa Jimenez	Chief Financial Officer
	Melissa Walker	Public Works Director/City Engineer
	Jeremy Bubnick	Parks and Community Services Director
	Robert Cardenas	Human Resources Director
	Cruz Esparza	Economic Development Director
	Tim Brause	Lieutenant
	Jesse Park	Fire Chief

PUBLIC COMMENTS ON ANY SUBJECT NOT ON THE AGENDA UNDER THE JURISDICTION OF THE CITY COUNCIL

Leo Gonzalez

- 1. Sex trafficking awareness.

Lawrence Carrol

- 1. Ceasefire in Gaza.

Fred Banuelos

Minutes Acceptance: Minutes of Jan 16, 2024 6:00 PM (JOINT CONSENT CALENDARS)

1. Beautify Moval.

Don Martin

1. Sundance Plaza concerns.

David Zeitz

1. Appreciation

Seth Cox

1. Burning building.

Daryl Terrell

1. Dr. Martin Luther King.

Bob Palomarez

1. Homelessness.

Kay Ranshawa

1. Code Issues.

Pete

1. Grant concerns.

Louise Palomarez

1. Critical of Mayor Cabrera

Christopher Baca

1. Homelessness.

Roy Bleckert

1. City Concerns.

PUBLIC COMMENTS ON ANY SUBJECT ON THE AGENDA UNDER THE JURISDICTION OF THE CITY COUNCIL

None.

JOINT CONSENT CALENDARS (SECTIONS A-E)

Mayor Pro Tem Barnard asked the City Council if there were any items they would like

removed for separate action.

Council Member Baca-Santa Cruz asked to have items A.7 and A.14 moved for separate action.

Motion made by Council Member Delgado and seconded by Council Member Baca-Santa Cruz to approve the consent calendar excluding items A.7 and A.14.

Motion passed by a vote of 4-0, with Council Member Baca-Santa Cruz, Council Member Marquez, Council Member Barnard, Mayor Pro Tem Delgado voting yes and Mayor Cabrera absent.

RESULT:	APPROVED [UNANIMOUS]
MOVER:	Ed Delgado, David Marquez
SECONDER:	Elena Baca-Santa Cruz, Council Member
AYES:	Ed Delgado, David Marquez, Cheylynda Barnard, Elena Baca-Santa Cruz
ABSENT:	Ulises Cabrera

A. CONSENT CALENDAR-CITY COUNCIL

A.1. ORDINANCES - READING BY TITLE ONLY - THE MOTION TO ADOPT AN ORDINANCE LISTED ON THE CONSENT CALENDAR INCLUDES WAIVER OF FULL READING OF THE ORDINANCE.

Recommendation: Waive reading of all Ordinances.

A.2. City Council - Regular Meeting - Dec 5, 2023 6:00 PM

Recommendation:

1. Approve as submitted.

A.3. City Council - Closed Session - Dec 19, 2023 4:00 PM

Recommendation:

1. Approve as submitted.

A.4. City Council - Regular Meeting - Dec 19, 2023 6:00 PM

Recommendation:

1. Approve as submitted.

A.5. COUNCIL TRAINING & TRAVEL EXPENDITURE REPORTS FOR FISCAL YEAR 2023-2024 (Report of: City Clerk)

Recommendation:

Minutes Acceptance: Minutes of Jan 16, 2024 6:00 PM (JOINT CONSENT CALENDARS)

1. Receive and file the Training & Travel Authorization Forms for the month of December 2023.

A.6. COUNCIL DISCRETIONARY EXPENDITURE REPORTS FOR FISCAL YEAR 2023/2024 FROM JULY 1, 2023 THROUGH NOVEMBER 30, 2023. (Report of: City Clerk)

Recommendation:

1. Receive and file the Fiscal Year 2023/2024 Council Discretionary Expenditure Report for July 1, 2023 through November 30, 2023.

A.7. REVISIONS TO ORDER OF BUSINESS FOR CITY COUNCIL REGULAR MEETING AGENDAS (Report of: City Attorney) **(Item Pulled from Consent to Section G)**

A.8. LIST OF PERSONNEL CHANGES (Report of: City Manager)

Recommendation:

1. Ratify the list of personnel changes as described.

A.9. SECOND READING AND CONSIDERATION OF ADOPTION OF ORDINANCE 1006 TO AMEND THE ZONING CLASSIFICATION OF THE 32.56-ACRE PROJECT SITE FROM RESIDENTIAL 2 (R2) DISTRICT AND HILLSIDE RESIDENTIAL (HR) DISTRICT TO RESIDENTIAL 10 (R10) DISTRICT AND OPEN SPACE (OS) DISTRICT FOR PROPERTY LOCATED ON THE EAST SIDE OF MORTON ROAD APPROXIMATELY 300 FEET NORTH OF JENNINGS COURT ASSESSOR PARCEL NUMBER 256-150-001 (Report of: Community Development)

Recommendation:

1. Conduct a second reading by title only and adopt Ordinance No. 1006.

A.10. PAYMENT REGISTER - NOVEMBER 2023 (Report of: Financial & Management Services)

Recommendation:

1. Receive and file the Payment Register.

A.11. DECLARING INTENTION TO DESIGNATE THE FUTURE ANNEXATION AREA FOR COMMUNITY FACILITIES DISTRICT 2023-01 (PUBLIC SAFETY SERVICES) OF THE CITY OF MORENO VALLEY (RESO. NO. 2024-01) (Report of: Financial & Management Services)

Recommendation:

1. Adopt Resolution No. 2024-01. A Resolution of the City Council for the City of Moreno Valley, California, Declaring its Intention to Provide for Future Annexation of Territory to its Community Facilities District No. 2023-01 (Public Safety Services).

- A.12. PURSUANT TO LANDOWNER PETITION, ANNEX ONE PARCEL INTO COMMUNITY FACILITIES DISTRICT NO. 2014-01 (MAINTENANCE SERVICES) - AMENDMENT NO. 85 (RESO NO. 2024-02) (Report of: Financial & Management Services)

Recommendation:

1. Acting as the legislative body of Community Facilities District No. 2014-01 (Maintenance Services), adopt Resolution No. 2024-02, a Resolution of the City Council of the City of Moreno Valley, California, ordering the annexation of territory to City of Moreno Valley Community Facilities District No. 2014-01 (Maintenance Services) and approving the amended map for said District (Amendment No. 85) (Chase Rivard, located at the southwest corner of Perris Blvd. and Rivard Rd.).

- A.13. AUTHORIZE FISCAL YEAR 2024-25 CONTINUED FUNDING APPLICATION FOR CHILD CARE DEVELOPMENT PROGRAM FUNDS FROM THE CALIFORNIA DEPARTMENT OF SOCIAL SERVICES AND ACCEPT FUNDING TO OPERATE CHILD CARE SERVICES FOR FISCAL YEAR 2024-25 AND ADOPT A RESOLUTION TO CERTIFY APPROVAL OF THE GOVERNING BOARD (Report of: Parks & Community Services)

Recommendations: That the City Council and CSD:

1. Authorize the submission of a Continued Funding Application (CFA) for Child Care Development Program Funds from the California Department of Social Services (CDSS) for fiscal year 2024-25; and
2. Upon approval of the CFA, authorize acceptance of Child Care Development Program funds in the approved amount and any subsequent amendments for Fiscal Year (FY) 2024-25 from the CDSS for the purpose of providing school-age child care and development services and authorize the Chief Financial Officer (CFO) or it's designee to make minor modifications to the budget, based on the final contract amount (which could be more or less than estimated); and
3. Adopt Resolution No. CSD 2024-01. A resolution of the Moreno Valley Community Services District of the City of Moreno Valley,

California, certifying approval of the governing board to enter into this transaction with the California Department of Social Services for providing child care and development services and to authorize designated personnel to sign contract documents for FY 2024-25.

A.14. REVIEW & APPROVE INLAND SOCIAL CREATIVE CORPS GRANT MYMOVAL MURAL ARTIST APPLICATIONS (Report of: Parks & Community Services) **(Item Pulled from Consent to Section G)**

A.15. PEN21-0199 (TR 38237) – APPROVE TRACT MAP 38237 LOCATED NORTHEAST CORNER OF BRODIAEA AVENUE AND OLIVER STREET. DEVELOPER: D.R. HORTON, LOS ANGELES HOLDING COMPANY, INC. (Report of: Public Works)

Recommendations:

1. Approve Tract Map 38237.
2. Authorize the City Clerk to sign the map and transmit said map to the County Recorder's Office for recordation.

A.16. AUTHORIZATION TO AWARD CONSTRUCTION CONTRACT TO ELECNOR BELCO ELECTRIC, INC. FOR TRAFFIC SIGNAL UPGRADES AT PIGEON PASS ROAD AND IRONWOOD AVENUE – PROJECT 808 0013 (Report of: Public Works)

Recommendations:

1. Award a construction contract to Elecnor Belco Electric, Inc., 14320 Albers Way, Chino, CA 91710, for the Traffic Signal Upgrades at Pigeon Pass Road and Ironwood Avenue in the amount of \$268,045.00, funded by Measure A and Gas Tax, and authorize the City Manager to execute a contract with Elecnor Belco Electric, Inc. in substantial conformance with the attached contract form;
2. Authorize the issuance of a Purchase Order for Elecnor Belco Electric, Inc. in the amount of \$308,251.00 (bid amount plus approximate 15% contingency) when the contract has been signed by all parties;
3. Authorize the Public Works Director/City Engineer to execute any subsequent related change orders to the contract with Elecnor Belco Electric, Inc. up to, but not exceeding, a contingency of \$40,206.00 subject to the approval of the City Attorney; and
4. Authorize a budget adjustment as set forth in the Fiscal Impact section of this report to provide sufficient budget to complete the construction of the Traffic Signal Upgrades at Pigeon Pass Road and

Ironwood Avenue.

B. CONSENT CALENDAR-COMMUNITY SERVICES DISTRICT

- B.1. ORDINANCES - READING BY TITLE ONLY - THE MOTION TO ADOPT AN ORDINANCE LISTED ON THE CONSENT CALENDAR INCLUDES WAIVER OF FULL READING OF THE ORDINANCE.

Recommendation: Waive reading of all Ordinances.

- B.2. MINUTES - CITY COUNCIL - REGULAR MEETING - DECEMBER 5, 2023 (AMENDED)

Recommendation:

1. Approve as submitted.

- B.3. MINUTES - CITY COUNCIL - CLOSED SESSION - DECEMBER 19, 2023 4:00 PM.

Recommendation:

1. Approve as submitted.

- B.4. MINUTES - CITY COUNCIL - REGULAR MEETING - DECEMBER 19, 2023 6:00 PM.

Recommendation:

1. Approve as submitted.

- B.5. PURSUANT TO LANDOWNER PETITIONS, ANNEX CERTAIN PARCELS INTO COMMUNITY FACILITIES DISTRICT NO. 2021-01 (PARKS MAINTENANCE) - AMENDMENT NOS. 128, 133 -137 (RESO. NOS. CSD 2024-02 to CSD 2024-07) (Report of: Financial & Management Services)

Recommendation:

1. Adopt Resolution No. CSD 2024-02), a Resolution of the Board for the Moreno Valley Community Services District of the City of Moreno Valley, California, ordering the annexation of territory to City of Moreno Valley Community Facilities District No. 2021-01 (Parks Maintenance) and approving the amended map for said District (Amendment No. 128) (Maria del Rosario Flores Ayala and Maria del Rosario Flores Ayala Rev Liv Trust, located at 24543 Singer St.).
2. Adopt Resolution No. CSD 2024-03, a Resolution of the Board for the Moreno Valley Community Services District of the City of Moreno

Valley, California, ordering the annexation of territory to City of Moreno Valley Community Facilities District No. 2021-01 (Parks Maintenance) and approving the amended map for said District (Amendment No. 133) (13636 Thunderbird Land Trust and Peter B. Hanson, located at 13636 Thunderbird Dr.).

3. Adopt Resolution No. CSD 2024-04), a Resolution of the Board for the Moreno Valley Community Services District of the City of Moreno Valley, California, ordering the annexation of territory to City of Moreno Valley Community Facilities District No. 2021-01 (Parks Maintenance) and approving the amended map for said District (Amendment No. 134) (Chase Rivard, located at the southwest corner of Perris Blvd. and Rivard Rd.).
4. Adopt Resolution No. CSD 2024-05), a Resolution of the Board for the Moreno Valley Community Services District of the City of Moreno Valley, California, ordering the annexation of territory to City of Moreno Valley Community Facilities District No. 2021-01 (Parks Maintenance) and approving the amended map for said District (Amendment No. 135) (Chase Resource, located at north of Resource Way between Frederick St. and Corporate Way).
5. Adopt Resolution No. CSD 2024-06), a Resolution of the Board for the Moreno Valley Community Services District of the City of Moreno Valley, California, ordering the annexation of territory to City of Moreno Valley Community Facilities District No. 2021-01 (Parks Maintenance) and approving the amended map for said District (Amendment No. 136) (Gregory S. and Shannon D. Homan, located at 14830 Kennebec Ct.).
6. Adopt Resolution No. CSD 2024-07), a Resolution of the Board for the Moreno Valley Community Services District of the City of Moreno Valley, California, ordering the annexation of territory to City of Moreno Valley Community Facilities District No. 2021-01 (Parks Maintenance) and approving the amended map for said District (Amendment No. 137) (Martin and Cecilia Barraza, located at 15573 Nadia St.).

C. CONSENT CALENDAR - HOUSING AUTHORITY

- C.1. ORDINANCES - READING BY TITLE ONLY - THE MOTION TO ADOPT AN ORDINANCE LISTED ON THE CONSENT CALENDAR INCLUDES WAIVER OF FULL READING OF THE ORDINANCE.

Recommendation: Waive reading of all Ordinances.

- C.2. MINUTES - CITY COUNCIL - REGULAR MEETING - DECEMBER 5, 2023 (AMENDED)

Recommendation: Waive reading of all Ordinances.

- C.3. MINUTES - CITY COUNCIL - CLOSED SESSION - DECEMBER 19, 2023 4:00 PM.

Recommendation:

1. Approve as submitted.

- C.4. MINUTES - CITY COUNCIL - REGULAR MEETING - DECEMBER 19, 2023 6:00 PM.

Recommendation:

1. Approve as submitted.

D. CONSENT CALENDAR - BOARD OF LIBRARY TRUSTEES

- D.1. ORDINANCES - READING BY TITLE ONLY - THE MOTION TO ADOPT AN ORDINANCE LISTED ON THE CONSENT CALENDAR INCLUDES WAIVER OF FULL READING OF THE ORDINANCE.

Recommendation: Waive reading of all Ordinances.

- D.2. MINUTES - CITY COUNCIL - REGULAR MEETING - DECEMBER 5, 2023 (AMENDED)

Recommendation: Waive reading of all Ordinances.

- D.3. MINUTES - CITY COUNCIL - CLOSED SESSION - DECEMBER 19, 2023 4:00 PM.

Recommendation:

1. Approve as submitted.

- D.4. MINUTES - CITY COUNCIL - REGULAR MEETING - DECEMBER 19, 2023 6:00 PM.

Recommendation:

1. Approve as submitted.

E. CONSENT CALENDAR - PUBLIC FINANCING AUTHORITY

- E.1. ORDINANCES - READING BY TITLE ONLY - THE MOTION TO ADOPT AN ORDINANCE LISTED ON THE CONSENT CALENDAR INCLUDES WAIVER OF FULL READING OF THE ORDINANCE.

Recommendation: Waive reading of all Ordinances.

- E.2. MINUTES - CITY COUNCIL - REGULAR MEETING - DECEMBER 5, 2023 (AMENDED)

Recommendation: Waive reading of all Ordinances.

- E.3. MINUTES - CITY COUNCIL - CLOSED SESSION - DECEMBER 19, 2023 4:00 PM.

Recommendation:

1. Approve as submitted.

- E.4. MINUTES - CITY COUNCIL - REGULAR MEETING - DECEMBER 19, 2023 6:00 PM.

Recommendation:

1. Approve as submitted.

F. PUBLIC HEARINGS - NONE

G. ITEMS REMOVED FROM CONSENT CALENDARS FOR DISCUSSION OR SEPARATE ACTION

- A.7. REVISIONS TO ORDER OF BUSINESS FOR CITY COUNCIL REGULAR MEETING AGENDAS (Report of: City Attorney)

Recommendations: That the City Council:

1. That the City Council consider adoption of the attached resolution approving the revisions to the "Order of Business" for City Council Regular Meeting Agendas.

Council Member Baca-Santa Cruz and Council Member Delgado asked questions of staff.

City Attorney Steven Quintanilla responded to Council's inquiries.

With the conclusion of Council questions of staff, Mayor Pro Tem Barnard called for public comments.

Roy Bleckert (A-7)

- 1. Support

Bob Palomarez (A-7)

- 1. Support

Pete (A-7)

- 1. Concerns

Louise Palomarez (A.7)

- 1. Concerns.

City Attorney Steven Quintanilla provided comments regarding the placement of this item on the agenda.

The City Council deliberated on this item.

Council Member Marquez motioned to bring this item back for discussion at a future City Council Study Session.

With no second, the motion fails.

Motion made by Council Member Baca-Santa Cruz and seconded by Council Member Delgado to approve the revisions to order of business for City Council regular meeting agendas.

Motion passed by a vote of 3-0, with Council Member Baca-Santa Cruz, Council Member Delgado, Mayor Pro Tem Barnard voting yes, Council Member Marquez abstaining and Mayor Cabrera absent.

RESULT:	APPROVED [3 TO 0]
MOVER:	Elena Baca-Santa Cruz, Council Member
SECONDER:	Ed Delgado, Council Member
AYES:	Ed Delgado, Cheylynda Barnard, Elena Baca-Santa Cruz
ABSTAIN:	David Marquez
ABSENT:	Ulises Cabrera

A.14. REVIEW & APPROVE INLAND SOCIAL CREATIVE CORPS GRANT MY MOVAL MURAL ARTIST APPLICATIONS (Report of: Parks & Community Services)

Art Commission Recommendations: That the City Council and CSD:

- 1. Review and approve My Moval Mural Project Application in the

amount of \$15,000 for District 1 from Patrick Barwinski for the creation and installation of *Eternal Bloom* mural at the Conference and Recreation Center; and

2. Review and approve My Moval Mural Project Application in the amount of \$15,000 for District 2 from Alexandra Garcia for the creation and installation of *Every Drop Counts* mural at Shadow Mountain Park Restroom; and
3. Review and approve My Moval Mural Project Application in the amount of \$15,000 for District 3 from Andrea Lopez Marquez for the creation and installation of *Be Part of the Story for Change* mural at the Main Library Branch; and
4. Review and approve My Moval Mural Project Application in the amount of \$15,000 for District 4 from Leah Nakaahiki for the creation and installation of water conservation themed *Succulent's* mural at Fire Station #65; and
5. Authorize Executive Director and or its designee to enter into an agreement for services with the approved artists and request subsequent purchase orders.

Council Member Baca-Santa Cruz asked questions of staff.

Staff report provided by Parks and Community Services Director Jeremy Bubnick.

Council Member Baca-Santa Cruz and Council Member Marquez asked questions of staff.

Parks and Community Services Director Jeremy Bubnick responded to Council's inquiries.

After the conclusion of Council questions, public comments were called.

Seth Cox (A-14)

1. Concerns.

Roy Bleckert (A-14)

1. Concerns.

Louise Palomarez (A-14)

1. Concerns.

Pete (A-14)

- 1. Mural history.

Bob Palomarez (A-14)

- 1. Community involvement.

Christopher Baca (A-14)

- 1. Concerns.

Council Member Delgado, Council Member Baca-Santa Cruz, and Mayor Pro Tem Barnard provided comments on the item.

With the conclusion of Council's comments, Mayor Pro Tem Barnard entertained a motion.

Motion made by Council Member Delgado and seconded by Council Member Baca-Santa Cruz to approve the Inland Social Creative Corps My Moval Mural artist applications.

Motion passed by a vote of 4-0, with Council Member Baca-Santa Cruz, Council Member Delgado, Council Member Marquez, and Mayor Pro Tem Barnard voting yes, and Mayor Cabrera absent.

RESULT:	APPROVED [UNANIMOUS]
MOVER:	Ed Delgado, Council Member
SECONDER:	Elena Baca-Santa Cruz, Council Member
AYES:	Ed Delgado, David Marquez, Cheylynda Barnard, Elena Baca-Santa Cruz
ABSENT:	Ulises Cabrera

H. GENERAL BUSINESS

H.1. ANNUAL APPOINTMENTS TO COUNCIL SUBCOMMITTEES AND REGIONAL COMMISSIONS, COMMITTEES AND BOARDS (Report of: City Clerk)

Recommendation:

- 1. That the City Council Receive and File this report and continue the current appointments until otherwise considered by Council.

City Clerk Jane Halstead provided the staff report.

With the conclusion of the staff report, Mayor Pro Tem Barnard called for Council questions of staff.

Minutes Acceptance: Minutes of Jan 16, 2024 6:00 PM (JOINT CONSENT CALENDARS)

With no Council questions of staff, Mayor Pro Tem Barnard called for public comments to be heard.

Roy Bleckert

- 1. Concerns.

Louise Palomarez

- 1. Concerns.

Council Member Baca-Santa Cruz asked questions of staff.

City Clerk Jane Halstead and City Attorney Steven Quintanilla responded to Council Member Baca-Santa Cruz's inquiries.

Council Member Baca-Santa Cruz requested to bring back Ordinance 996 to the February 6, 2024, City Council meeting for review, which Council Member Delgado supported.

Motion made by Council Member Baca-Santa Cruz and seconded by Council Member Delgado to receive and file the annual appointments to Council Subcommittees and Regional Commissions, Committees and Boards list.

Motion passed by a vote of 4-0, with Council Member Baca-Santa Cruz, Council Member Delgado, Council Member Marquez Mayor Pro Tem Barnard voting yes, and Mayor Cabrera absent.

RESULT:	APPROVED [UNANIMOUS]
MOVER:	Elena Baca-Santa Cruz, Council Member
SECONDER:	Ed Delgado, Council Member
AYES:	Ed Delgado, David Marquez, Cheylynda Barnard, Elena Baca-Santa Cruz
ABSENT:	Ulises Cabrera

I.REPORTS

I.1. CITY COUNCIL REPORTS

March Joint Powers Commission (JPC)

Council Member Delgado reported the following:

Minutes Acceptance: Minutes of Jan 16, 2024 6:00 PM (JOINT CONSENT CALENDARS)

We selected officers for 2024 and I was elected to serve as Chair of the Commission.

We also selected subcommittee representation. I will be representing Moreno Valley on the Finance and Meridian Implementation subcommittees.

Riverside County Habitat Conservation Agency (RCHCA)

None.

Riverside County Transportation Commission (RCTC)

Council Member Delgado reported the following:

The Commission approved an agreement with the city of Wildomar and Western Riverside Council of Governments (WRCOG) for the preparation of two separate Project Study Reports (PSR's) for the I-15/Bundy Canyon Road and I-15/Wildomar Trail interchanges located in the city of Wildomar.

The Commission heard a presentation on the state and federal legislative update.

Riverside Transit Agency (RTA)

Mayor Pro Tem Barnard reported the following:

The Committee heard a presentation regarding the draft Agency's Investment Policy for 2024. The significant change is to remove the Natural Gas Fuel Procurement Policy section because it was no longer applicable.

The Committee approved to award an agreement to TVR Construction Engineering, LLC for transit enhancements.

Western Riverside Council of Governments (WRCOG)

Council Member Baca-Santa Cruz reported the following:

At the Special WRCOG Executive Committee meeting on January 12, 2024, a Review and Goal Setting Discussion Workshop was conducted to discuss WRCOG's activities and accomplishments and identify priorities for the Agency to pursue for the next year and beyond.

Western Riverside County Regional Conservation Authority (RCA)

Council Member Marquez reported the following:

Items covered at the RCA Board of Directors meeting on January 8, 2024, included a status report on acquisitions made by RCA.

For the 2023 calendar year, 33 parcels were acquired, adding approximately 1,038 acres to the reserve.

School District/City Joint Task Force

None.

I.2. EMPLOYEE ASSOCIATION REPORTS

I.3. CITY MANAGER'S REPORT

1. Beautify Moval.

CLOSING COMMENTS AND/OR REPORTS OF THE CITY COUNCIL, COMMUNITY SERVICES DISTRICT, CITY AS SUCCESSOR AGENCY FOR THE COMMUNITY REDEVELOPMENT AGENCY, HOUSING AUTHORITY, PUBLIC FINANCING AUTHORITY, AND THE BOARD OF LIBRARY TRUSTEES.

Council Member Baca-Santa Cruz

1. Congratulated Mayor Pro Tem Barnard.
2. Community Events.

Council Member Marquez

1. Happy New Year.

Council Member Delgado

1. Community events.
2. Community improvements.

Mayor Pro Tem Barnard

1. Community progress.
2. Homelessness.

ADJOURNMENT

There being no further business to come before the City Council, Mayor Cabrera adjourned the meeting at 8:11 PM.

PUBLIC INSPECTION

The contents of the agenda packet are available for public inspection on the City's website at www.moval.org and in the City Clerk's office at 14177 Frederick Street during normal business hours.

Any written information related to an open session agenda item that is known by the City to have been distributed to all or a majority of the City Council less than 72 hours prior to this meeting will be made available for public inspection on the City's website at www.moval.org and in the City Clerk's office at 14177 Frederick Street during normal business hours.

Submitted by:

Jane Halstead, CMC
 City Clerk
 Secretary, Moreno Valley Community Services District
 Secretary, City as Successor Agency for the Community
 Redevelopment Agency of the City of Moreno Valley
 Secretary, Moreno Valley Housing Authority
 Secretary, Board of Library Trustees
 Secretary, Public Financing Authority

Approved by:

Ulises Cabrera
 Mayor
 City of Moreno Valley
 President, Moreno Valley Community Services District
 Chairperson, City as Successor Agency for the Community
 Redevelopment Agency of the City of Moreno Valley
 Chairperson, Moreno Valley Housing Authority
 Chairperson, Board of Library Trustees
 Chairperson, Public Financing Authority



Report to City Council

TO: Mayor and City Council

FROM: Launa Jimenez, Chief Financial Officer

AGENDA DATE: February 6, 2024

TITLE: PAYMENT REGISTER - DECEMBER 2023

RECOMMENDED ACTION

Recommendation:

1. Receive and file the Payment Register.

SUMMARY

The Payment Register is an important report providing transparency of financial transactions and payments for City activity for review by the City Council and the residents and businesses in Moreno Valley. The report is posted to the City's website as soon as it is available. The report is included in the City Council agenda as an additional means of distributing the report.

The payment register lists in alphabetical order all checks and wires in the amount of \$25,000 or greater, followed by a listing in alphabetical order of all checks and wires less than \$25,000. The payment register also includes the fiscal year-to-date (FYTD) amount paid to each vendor.

PREPARATION OF STAFF REPORT

Prepared By:
Annabelle Wang
Financial Operations Division Manager

Department Head Approval:
Launa Jimenez
Chief Financial Officer/City Treasurer

CITY COUNCIL GOALS

None

CITY COUNCIL STRATEGIC PRIORITIES

- 1. Economic Development
- 2. Public Safety
- 3. Library
- 4. Infrastructure
- 5. Beautification, Community Engagement, and Quality of Life
- 6. Youth Programs

ATTACHMENTS

To view large attachments, please click your “bookmarks”  on the left hand side of this document for the necessary attachment.

- 1. 2023_DecemberPaymentRegister

APPROVALS

Budget Officer Approval	<u>✓ Approved</u>	1/28/24 8:37 PM
City Attorney Approval	<u>✓ Approved</u>	
City Manager Approval	<u>✓ Approved</u>	1/29/24 8:36 AM



City of Moreno Valley
Payment Register
For Period 12/1/2023 through 12/31/2023

CHECKS IN THE AMOUNT OF \$25,000 OR GREATER

<u>Vendor Name</u>	<u>Check/EFT Number</u>	<u>Payment Date</u>	<u>Inv Number</u>	<u>Invoice Description</u>	<u>Payment Amount</u>
ACCO ENGINEERED SYSTEMS, INC	39272	12/13/2023	102059	HVAC REPLACEMENT PROJ. 803 0053 PYMT #2-PUBLIC SAFETY BLDG.	\$131,912.12
		12/13/2023	20463261	PUPPY COOLER 67 DEGREES/LEAK REPAIR-ANIMAL SHELTER	
		12/13/2023	20478904	HVAC PREV MAINTENANCE-ANNEX 1	
		12/13/2023	20478905	HVAC PREV MAINTENANCE-CITY HALL	
		12/13/2023	20478906	HVAC PREV MAINTENANCE-ANIMAL SHELTER	
		12/13/2023	20478907	HVAC PREV MAINTENANCE-CONFERENCE & REC. CENTER	
		12/13/2023	20478908	HVAC PREV MAINTENANCE-EMERGENCY OPS CENTER	
		12/13/2023	20478909	HVAC PREV MAINTENANCE-PUBLIC SAFETY BLDG.	
		12/13/2023	20478910	HVAC PREV MAINTENANCE-SENIOR CENTER	
		12/13/2023	20481509	REFRIGERATOR TROUBLESHOOT-SENIOR CENTER	
		12/13/2023	20484251	TROUBLESHOOT RTU OSA DAMPERS-CITY HALL	
		12/13/2023	20486578	TROUBLESHOOT ICE MACHINE-FIRE STATION 2	
		12/13/2023	99468	HVAC REPLACEMENT PROJ. 803 0053 PYMT #1-PUBLIC SAFETY BLDG.	
Remit to: PASADENA, CA					FYTD: \$358,054.44
ADVANCE AVANT GARDE CORPORATION DBA AVANT GARDE IN	39421	12/27/2023	9098	HOME PROGRAM MANAGEMENT-NOVEMBER 2023	\$25,225.00
		12/27/2023	9099	HUD FUNDING COMPLIANCE SVCS-NOVEMBER 2023	
		12/27/2023	9100	HOME HABITAT FOR HUMANITY-NOVEMBER 2023	
Remit to: DIAMOND BAR, CA					FYTD: \$128,765.00
ALL AMERICAN ASPHALT, INC.	246807	12/20/2023	203717_RET	807 0087 CITYWIDE PAVEMENT PROGRAM FY20/21	\$202,340.06
Remit to: CORONA, CA					FYTD: \$9,872,281.96

Attachment: 2023_DecemberPaymentRegister (6515 : DECEMBER PAYMENT REGISTER 2023)



City of Moreno Valley
Payment Register
For Period 12/1/2023 through 12/31/2023

CHECKS IN THE AMOUNT OF \$25,000 OR GREATER

<u>Vendor Name</u>	<u>Check/EFT Number</u>	<u>Payment Date</u>	<u>Inv Number</u>	<u>Invoice Description</u>	<u>Payment Amount</u>
ANSER ADVISORY MANAGEMENT, LLC.	39277	12/13/2023	20191	ON-CALL INSPECTION SERVICES-OCT 2023-LAND DEV	\$67,860.00
		12/13/2023	W801470	ON-CALL INSPECTION SERVICES-SEPTEMBER 2023-LAND DEV	
Remit to: SANTA ANA, CA					FYTD: \$182,760.00
BANC OF AMERICA PUBLIC CAPITAL CORP	39465	12/01/2023	W231203	DEBT SVC-2021 REFUNDING OF 2018 STREETLIGHT FIN.-DEC23 PRINC/INT	\$355,957.36
Remit to: ATLANTA, GA					FYTD: \$355,957.36
BRIGHTLIFE DESIGNS LLC	39283	12/13/2023	1437	2023 HOLIDAY TREE DECOR & LIGHTING - INSTALL & REMOVAL SVC-PARKS	\$41,033.61
Remit to: HUNTINGTON BEACH, CA					FYTD: \$41,033.61
BUILDING UP LIVES FOUNDATION	39176	12/06/2023	C.O.P.P.-PMT#1	COMMUNITY OUTREACH PILOT PROGRAM 2023/2024 (PAYMENT 1 OF 2)	\$35,000.00
Remit to: MORENO VALLEY, CA					FYTD: \$37,000.00
CAL OES	246862	12/27/2023	REFUND# 23-079	OVERPAYMENT REFUND - FEMA 4482-DR-CA, PW #311	\$33,660.00
Remit to: MATHER, CA					FYTD: \$33,660.00
CHARLES ABBOTT ASSOCIATES, INC	39290	12/13/2023	66515	ENGINEERING SVCS-OCTOBER 2023	\$37,450.50
		12/13/2023	66517	PLAN CHECK SVCS-NPDES-OCTOBER 2023	
		12/13/2023	66518	PLAN CHECK SVCS-WQMP REVIEW-OCTOBER 2023	
Remit to: MISSION VIEJO, CA					FYTD: \$236,525.50

Attachment: 2023_DecemberPaymentRegister (6515 : DECEMBER PAYMENT REGISTER 2023)



City of Moreno Valley
Payment Register
For Period 12/1/2023 through 12/31/2023

CHECKS IN THE AMOUNT OF \$25,000 OR GREATER

Vendor Name	Check/EFT Number	Payment Date	Inv Number	Invoice Description	Payment Amount
CHASTANG ENTERPRISES- HOUSTON,LLC DBA CHASTANG FORD	39373	12/20/2023	53400	2023 FORD F250 4X4 LONG BED-SERIAL# 1FT7W2BA4PEE19691	\$343,105.00
		12/20/2023	53401	2023 FORD F250 4X4 LONG BED-SERIAL# 1FT7W2BA0PEE18814	
		12/20/2023	53402	2023 FORD F250 4X4 LONG BED-SERIAL# 1FT7W2BA2PEE18846	
		12/20/2023	53404	2023 FORD F250 4X4 LONG BED-SERIAL# 1FT7W2BA5PEE20056	
		12/20/2023	53405	2023 FORD F250 4X4 SHORT BED-SERIAL# 1FT7W2BA5PEE11700	
		12/20/2023	53407	2023 FORD F250 4X4 LONG BED-SERIAL# 1FT7W2BAXPEE19016	
Remit to: HOUSTON, TX					FYTD: \$343,105.00
CONSTELLATION ENERGY GENERATION, LLC	39292	12/13/2023	912184	POWER PURCHASE-11/01-11/30/23-MVU	\$516,872.76
Remit to: BALTIMORE, MD					FYTD: \$4,697,276.12
COUNTY OF RIVERSIDE SHERIFF	39375	12/20/2023	SH0000044114	CONTRACT LAW ENFORCEMENT BILLING #1 (07/01/23-07/26/23)	\$3,627,764.35
	39433	12/27/2023	SH0000044345	CONTRACT LAW ENFORCEMENT BILLING #2 (07/27/23-08/23/23)	\$3,843,159.03
	39434	12/27/2023	SH0000044383	CONTRACT LAW ENFORCEMENT BILLING #3 (08/24/23-09/20/23)	\$3,810,229.09
Remit to: RIVERSIDE, CA					FYTD: \$26,352,551.01
COUNTY OF RIVERSIDE, AUDITOR- CONTROLLER	246844	12/27/2023	NOVEMBER 2023	TRANSMITTAL OF AB544 FROM PARKING CONTROL FEES	\$30,154.25
Remit to: RIVERSIDE, CA					FYTD: \$162,460.73

Attachment: 2023_DecemberPaymentRegister (6515 : DECEMBER PAYMENT REGISTER 2023)



City of Moreno Valley
Payment Register
For Period 12/1/2023 through 12/31/2023

CHECKS IN THE AMOUNT OF \$25,000 OR GREATER

Vendor Name	Check/EFT Number	Payment Date	Inv Number	Invoice Description	Payment Amount
DATA TICKET, INC.	39185	12/06/2023	102023REPLA	TSC ACCESSORY ENVIRON CASE - CODE-OCTOBER 2023	\$26,682.33
		12/06/2023	155279	ADMIN CITATION PROCESSING-NOTICING FOR CODE-JULY 2023	
		12/06/2023	157776	ADMIN CITATION PROCESSING-CODE-OCTOBER 2023	
		12/06/2023	157776TPC	ADMIN CITATION PROCESSING-3RD PARTY COLL-CODE-OCTOBER 2023	
		12/06/2023	157835	PAYMENT PROCESSING-NPDES-OCTOBER INSPECT 2023-LAND DEV	
		12/06/2023	157856	PAYMENT PROCESSING-CODE-OCTOBER 2023	
		12/06/2023	158380	PARKING CITATION PROCESSING-CODE-OCTOBER 2023	
		12/06/2023	158380HH	PARKING HANDHELD DEVICES LEASE-AIR TIME-CODE-OCTOBER 2023	
	39435	12/27/2023	159255	PARKING CITATION PROCESSING-CODE-NOVEMBER 2023	\$33,514.55
		12/27/2023	159944	ADMIN CITATION PROCESSING-CODE-NOVEMBER 2023	
		12/27/2023	159944TPC	ADMIN CITATION PROCESSING-3RD PARTY COLL-CODE-NOVEMBER 2023	
		12/27/2023	159957	PAYMENT PROCESSING-CODE-NOVEMBER 2023	
		12/27/2023	19255TPC	PARKING HANDHELD DEVICES LEASE-AIR TIME-CODE-NOVEMBER 2023	

Remit to: IRVINE, CA FYTD: \$188,403.73

EASTERN MUNICIPAL WATER DISTRICT	246812	12/20/2023	DEC-23 12/20/23	WATER CHARGES	\$131,584.06
		12/20/2023	NOV-23 12/20/23	WATER CHARGES	

Remit to: LOS ANGELES, CA FYTD: \$1,369,897.16

Attachment: 2023_DecemberPaymentRegister (6515 : DECEMBER PAYMENT REGISTER 2023)



City of Moreno Valley
Payment Register
For Period 12/1/2023 through 12/31/2023

CHECKS IN THE AMOUNT OF \$25,000 OR GREATER

<u>Vendor Name</u>	<u>Check/EFT Number</u>	<u>Payment Date</u>	<u>Inv Number</u>	<u>Invoice Description</u>	<u>Payment Amount</u>
ENCO UTILITY SERVICES MORENO VALLEY LLC	39297	12/13/2023	40-408B-08	WA# 40-408B-RANCHO BELAGO PH 2	\$566,377.00
		12/13/2023	40-439B-04	WA# 40-439B-VIA DEL LAGO	
		12/13/2023	40-477B-01	WA# 40-477B-RESOURCE CORPORATE CENTER	
		12/13/2023	40-483B-01	WA# 40-483B-APOLLO IV APARTMENTS - 49 UNITS	
		12/13/2023	40-484B-05	WA# 40-484B-IRIS PARK 81 UNITS - TR 37909	
		12/13/2023	40-487A-02	WA# 40-487A-MV FIRE STATION #6 CUTOVER FROM SCE TO MVU SVC	
		12/13/2023	40-488B-02	WA# 40-488B-GAS SWITCH ALTERNATIVES CIP	
		12/13/2023	40-501-2311	MVU CONTRACT 40-501-ACQUIRED SCE STREETLIGHTS MAINTENANCE	
		12/13/2023	40-505B-08	WA# 40-505B-TRACT 37725 - 64 SF HOMES	
		12/13/2023	40-506B-06	WA# 40-506B-ROCAS GRANDES APARTMENTS	
		12/13/2023	40-508-18	WA# 40-508-CYBER SECURITY MONITORING	
		12/13/2023	40-513B-03	WA# 40-513B-OLD FRONTAGE AND BAY AVE	
		12/13/2023	40-514B-04	WA# 40-514B-SKYLER PLACE - TR 38123 177 SFR	
		12/13/2023	40-519A-06	WA# 40-519A-FREDERICK 12KV ELECTRICAL BACKBONE LOOP COMP PJCT	
		12/13/2023	40-520A-11	WA# 40-520A-NASON 12KV AND PERRIS 12KV CIRCUIT TIE	
		12/13/2023	40-523B-10	WA# 40-523B-MV MARKETPLACE	
		12/13/2023	40-524B-03	WA# 40-524B-YUM YUM DONUTS STREETLIGHTS	
		12/13/2023	40-527-14	WA# 40-527-WORLD LOGISTICS CENTER	
		12/13/2023	40-532A-06	WA# 40-532A-CONTINENTAL VILLAGES PH 2 - 8 DPSS AND APT UNITS	
		12/13/2023	40-535A-08	WA# 40-535A-STELLA PLACE 205 SFR	
		12/13/2023	40-537B-03	WA# 40-537B-RIVARD RD INDUSTRIAL	
		12/13/2023	40-557A-03	WA# 40-557A-MOSS BROS CORPORATE OFFICE	
		12/13/2023	40-558A-03	WA# 40-558A-BELLA SERA 67 UNITS	

Attachment: 2023_DecemberPaymentRegister (6515 : DECEMBER PAYMENT REGISTER 2023)



City of Moreno Valley
Payment Register
For Period 12/1/2023 through 12/31/2023

CHECKS IN THE AMOUNT OF \$25,000 OR GREATER

<u>Vendor Name</u>	<u>Check/EFT Number</u>	<u>Payment Date</u>	<u>Inv Number</u>	<u>Invoice Description</u>	<u>Payment Amount</u>
ENCO UTILITY SERVICES MORENO VALLEY LLC	39297	12/13/2023	40-559A-03	WA# 40-559A-MORENO VALLEY BUSINESS CENTER 5	
		12/13/2023	40-560-01	WA# 40-560-DISTRIBUTION SYSTEM PLANNING UPDATE	
		12/13/2023	C23-25	IRIS AVE & HAMETT CT-VEHICLE HIT STREETLIGHT-MVU	
		12/13/2023	INV62780	SOLAR SYSTEM INSPECTION	
		12/13/2023	INV62781	SOLAR SYSTEM INSPECTION	
		12/13/2023	INV62782	SOLAR SYSTEM INSPECTION	
		12/13/2023	INV62783	SOLAR SYSTEM INSPECTION	
		12/13/2023	INV62784	SOLAR SYSTEM INSPECTION	
		12/13/2023	INV62785	SOLAR SYSTEM INSPECTION	
		12/13/2023	INV62786	SOLAR SYSTEM INSPECTION	
		12/13/2023	INV62787	SOLAR SYSTEM INSPECTION	
		12/13/2023	INV62788	SOLAR SYSTEM INSPECTION	
		12/13/2023	INV62789	SOLAR SYSTEM INSPECTION	
		12/13/2023	INV62790	SOLAR SYSTEM INSPECTION	
		12/13/2023	INV62791	SOLAR SYSTEM INSPECTION	
		12/13/2023	INV62933	SOLAR SYSTEM INSPECTION	
		12/13/2023	INV62934	SOLAR SYSTEM INSPECTION	
		12/13/2023	INV62935	SOLAR SYSTEM INSPECTION	
		12/13/2023	INV62936	SOLAR SYSTEM INSPECTION	
		12/13/2023	INV62937	SOLAR SYSTEM INSPECTION	
		12/13/2023	INV62938	SOLAR SYSTEM INSPECTION	
		12/13/2023	INV62939	SOLAR SYSTEM INSPECTION	
		12/13/2023	INV62940	SOLAR SYSTEM INSPECTION	
		12/13/2023	INV62979	DISTRIBUTION CHARGES - 11/01/23 TO 11/30/23 - MVU	

Remit to: ANAHEIM, CA

FYTD: \$5,114,782.65

Attachment: 2023_DecemberPaymentRegister (6515 : DECEMBER PAYMENT REGISTER 2023)



**City of Moreno Valley
Payment Register
For Period 12/1/2023 through 12/31/2023**

CHECKS IN THE AMOUNT OF \$25,000 OR GREATER

<u>Vendor Name</u>	<u>Check/EFT Number</u>	<u>Payment Date</u>	<u>Inv Number</u>	<u>Invoice Description</u>	<u>Payment Amount</u>
FAIR HOUSING COUNCIL OF RIVERSIDE COUNTY, INC.	39380	12/20/2023	01 - JUL23 (LT)	LANDLORD/TENANT MEDIATION SVCS-CDBG	\$27,076.76
		12/20/2023	02 - AUG23 (LT)	LANDLORD/TENANT MEDIATION SVCS-CDBG	
		12/20/2023	03 - SEPT23 (LT)	LANDLORD/TENANT MEDIATION SVCS-CDBG	
		12/20/2023	04 - OCT23 (LT)	LANDLORD/TENANT MEDIATION SVCS-CDBG	
		12/20/2023	05 - NOV23 (LT)	LANDLORD/TENANT MEDIATION SVCS-CDBG	
Remit to: RIVERSIDE, CA					<u>FYTD:</u> \$39,860.47
FALCON ENGINEERING SERVICES, INC.	39381	12/20/2023	2023-10	801 0021 SR60/MORENO BEACH PH2	\$141,960.50
Remit to: CORONA, CA					<u>FYTD:</u> \$540,996.60
FIRST AMERICAN TITLE COMPANY	39369	12/06/2023	W231201	WIRE FOR LAND PURCHASE - PROJECT 805 0070	\$322,730.24
Remit to: SANTA ANA, CA					<u>FYTD:</u> \$322,730.24
G&W ELECTRIC COMPANY	39302	12/13/2023	479015	3-WAY & 4-WAY SOLID DIELECTRIC VACUUM SWITCHGEARS-MVU	\$266,623.06
Remit to: BOLINGBROOK, IL					<u>FYTD:</u> \$266,623.06
GRAY QUARTER INC	39304	12/13/2023	2341	G-WIZ SUBSCRIPTION (10/01/23-9/30/24)-TECH SVCS	\$40,720.00
Remit to: ATASCADERO, CA					<u>FYTD:</u> \$50,855.00
GREENTECH LANDSCAPE, INC.	39382	12/20/2023	56861	SD LANDSCAPE BASE (MORENO) OCTOBER	\$84,919.51
		12/20/2023	57068	SD LANDSCAPE ADDITIONAL WORK (VALLEY) ZONE D	
		12/20/2023	57072	SD LANDSCAPE CIP (SOUTH) - ZONE 03	
		12/20/2023	57246	SD LANDSCAPE ADDITIONAL WORK (SOUTH) - ZONE E8	
Remit to: LOS ANGELES, CA					<u>FYTD:</u> \$660,600.17

Attachment: 2023_DecemberPaymentRegister (6515 : DECEMBER PAYMENT REGISTER 2023)



City of Moreno Valley
Payment Register
For Period 12/1/2023 through 12/31/2023

CHECKS IN THE AMOUNT OF \$25,000 OR GREATER

<u>Vendor Name</u>	<u>Check/EFT Number</u>	<u>Payment Date</u>	<u>Inv Number</u>	<u>Invoice Description</u>	<u>Payment Amount</u>
HITACHI VANTARA LLC	39442	12/27/2023	5159457 FINAL	SSVI SOLUTION (MINUS BRIEFCAM) -REMAINDER- TECH SVCS	\$75,787.00
Remit to: SANTA CLARA, CA					<u>FYTD:</u> \$1,281,980.86
INFO-TECH RESEARCH GROUP, INC.	39386	12/20/2023	227066	COUNSELOR/TEAM/REFERENCE MEMBERSHIP-DEC 31 2023 TO DEC 31 2024	\$49,192.61
Remit to: LAS VEGAS, NV					<u>FYTD:</u> \$49,192.61

Attachment: 2023_DecemberPaymentRegister (6515 : DECEMBER PAYMENT REGISTER 2023)



City of Moreno Valley
Payment Register
For Period 12/1/2023 through 12/31/2023

CHECKS IN THE AMOUNT OF \$25,000 OR GREATER

<u>Vendor Name</u>	<u>Check/EFT Number</u>	<u>Payment Date</u>	<u>Inv Number</u>	<u>Invoice Description</u>	<u>Payment Amount</u>
INLAND EMPIRE PROPERTY SERVICE, INC	39443	12/27/2023	40022	NUISANCE ABATEMENT SVCS-APN 473-250-042-FIRE PREV	\$72,569.90
		12/27/2023	40023	NUISANCE ABATEMENT SVCS-APN 478-171-010-FIRE PREV	
		12/27/2023	40024	NUISANCE ABATEMENT SVCS-APN 478-202-053-FIRE PREV	
		12/27/2023	40025	NUISANCE ABATEMENT SVCS-APN 478-421-013-FIRE PREV	
		12/27/2023	40026	NUISANCE ABATEMENT SVCS-APN 481-140-025-FIRE PREV	
		12/27/2023	40027	NUISANCE ABATEMENT SVCS-APN 486-270-008-FIRE PREV	
		12/27/2023	40028	NUISANCE ABATEMENT SVCS-APN 487-170-004-FIRE PREV	
		12/27/2023	40029	NUISANCE ABATEMENT SVCS-APN 487-250-005-FIRE PREV	
		12/27/2023	40030	NUISANCE ABATEMENT SVCS-APN 487-250-011-FIRE PREV	
		12/27/2023	40031	NUISANCE ABATEMENT SVCS-APN 487-551-003-FIRE PREV	
		12/27/2023	40032	NUISANCE ABATEMENT SVCS-APN 488-080-022-FIRE PREV	
		12/27/2023	40033	NUISANCE ABATEMENT SVCS-APN 488-100-017-FIRE PREV	
		12/27/2023	40034	NUISANCE ABATEMENT SVCS-APN 488-220-010-FIRE PREV	
		12/27/2023	40035	NUISANCE ABATEMENT SVCS-APN 488-310-005-FIRE PREV	
		12/27/2023	40067	NUISANCE ABATEMENT SVCS-APN316-160-014-FIRE PREV	
		12/27/2023	40068	NUISANCE ABATEMENT SVCS-APN 487-150-001-FIRE PREV	
		12/27/2023	40069	NUISANCE ABATEMENT SVCS-APN 481-341-034-FIRE PREV	
		12/27/2023	40070	NUISANCE ABATEMENT SVCS-APN 474-190-011-FIRE PREV	
		12/27/2023	40071	NUISANCE ABATEMENT SVCS-APN 488-080-011-FIRE PREV	
		12/27/2023	40072	NUISANCE ABATEMENT SVCS-APN 488-080-025-FIRE PREV	
		12/27/2023	40073	NUISANCE ABATEMENT SVCS-APN 481-090-023-FIRE PREV	
		12/27/2023	40131	NUISANCE ABATEMENT SVCS-APN 488-330-051-FIRE PREV	
		12/27/2023	40188	NUISANCE ABATEMENT SVCS-APN 475-250-077-FIRE PREV	
		12/27/2023	40189	NUISANCE ABATEMENT SVCS-APN 475-250-078-FIRE PREV	
		12/27/2023	40190	NUISANCE ABATEMENT SVCS-APN 475-250-079-FIRE PREV	
		12/27/2023	40191	NUISANCE ABATEMENT SVCS-APN 475-250-080-FIRE PREV	
		12/27/2023	40192	NUISANCE ABATEMENT SVCS-APN 475-250-081-FIRE PREV	

Attachment: 2023_DecemberPaymentRegister (6515 : DECEMBER PAYMENT REGISTER 2023)



City of Moreno Valley
Payment Register
For Period 12/1/2023 through 12/31/2023

CHECKS IN THE AMOUNT OF \$25,000 OR GREATER

<u>Vendor Name</u>	<u>Check/EFT Number</u>	<u>Payment Date</u>	<u>Inv Number</u>	<u>Invoice Description</u>	<u>Payment Amount</u>
INLAND EMPIRE PROPERTY SERVICE, INC	39443	12/27/2023	40193	NUISANCE ABATEMENT SVCS-APN 475-250-082-FIRE PREV	
		12/27/2023	40194	NUISANCE ABATEMENT SVCS-APN 475-250-083-FIRE PREV	
		12/27/2023	40195	NUISANCE ABATEMENT SVCS-APN 475-250-084-FIRE PREV	
		12/27/2023	40196	NUISANCE ABATEMENT SVCS-APN 487-060-006-FIRE PREV	
		12/27/2023	40223	NUISANCE ABATEMENT SVCS-APN 256-211-001-FIRE PREV	
		12/27/2023	40224	NUISANCE ABATEMENT SVCS-APN 473-150-011-FIRE PREV	
		12/27/2023	40225	NUISANCE ABATEMENT SVCS-APN 473-150-016-FIRE PREV	
		12/27/2023	40226	NUISANCE ABATEMENT SVCS-APN 473-150-052-FIRE PREV	
		12/27/2023	40227	NUISANCE ABATEMENT SVCS-APN 473-174-002-FIRE PREV	
		12/27/2023	40228	NUISANCE ABATEMENT SVCS-APN 473-174-007-FIRE PREV	
		12/27/2023	40229	NUISANCE ABATEMENT SVCS-APN 473-174-008-FIRE PREV	
		12/27/2023	40230	NUISANCE ABATEMENT SVCS-APN 473-310-016-FIRE PREV	
		12/27/2023	40231	NUISANCE ABATEMENT SVCS-APN 474-180-030-FIRE PREV	
		12/27/2023	40232	NUISANCE ABATEMENT SVCS-APN 474-341-006-FIRE PREV	
		12/27/2023	40233	NUISANCE ABATEMENT SVCS-APN 475-182-048-FIRE PREV	
		12/27/2023	40234	NUISANCE ABATEMENT SVCS-APN 475-182-049-FIRE PREV	
		12/27/2023	40235	NUISANCE ABATEMENT SVCS-APN 475-182-050-FIRE PREV	
		12/27/2023	40236	NUISANCE ABATEMENT SVCS-APN 475-182-051-FIRE PREV	
		12/27/2023	40237	NUISANCE ABATEMENT SVCS-APN 475-182-052-FIRE PREV	
		12/27/2023	40238	NUISANCE ABATEMENT SVCS-APN 475-182-053-FIRE PREV	
		12/27/2023	40239	NUISANCE ABATEMENT SVCS-APN 478-090-028-FIRE PREV	
		12/27/2023	40240	NUISANCE ABATEMENT SVCS-APN 478-430-010-FIRE PREV	
		12/27/2023	40241	NUISANCE ABATEMENT SVCS-APN 485-230-011-FIRE PREV	
		12/27/2023	40242	NUISANCE ABATEMENT SVCS-APN 485-230-012-FIRE PREV	
		12/27/2023	40243	NUISANCE ABATEMENT SVCS-APN 485-230-013-FIRE PREV	
		12/27/2023	40244	NUISANCE ABATEMENT SVCS-APN 486-270-020-FIRE PREV	
		12/27/2023	40245	NUISANCE ABATEMENT SVCS-APN 487-250-010-FIRE PREV	

Attachment: 2023_DecemberPaymentRegister (6515 : DECEMBER PAYMENT REGISTER 2023)



City of Moreno Valley
Payment Register
For Period 12/1/2023 through 12/31/2023

CHECKS IN THE AMOUNT OF \$25,000 OR GREATER

<u>Vendor Name</u>	<u>Check/EFT Number</u>	<u>Payment Date</u>	<u>Inv Number</u>	<u>Invoice Description</u>	<u>Payment Amount</u>
INLAND EMPIRE PROPERTY SERVICE, INC	39443	12/27/2023	40246	NUISANCE ABATEMENT SVCS-APN 488-080-006-FIRE PREV	
		12/27/2023	40247	NUISANCE ABATEMENT SVCS-APN 488-080-009-FIRE PREV	
		12/27/2023	40248	NUISANCE ABATEMENT SVCS-APN 488-250-005-FIRE PREV	
		12/27/2023	40249	NUISANCE ABATEMENT SVCS-APN 488-250-006-FIRE PREV	
		12/27/2023	40250	NUISANCE ABATEMENT SVCS-APN 488-250-008-FIRE PREV	
		12/27/2023	40251	NUISANCE ABATEMENT SVCS-APN 488-250-009-FIRE PREV	
		12/27/2023	40253	NUISANCE ABATEMENT SVCS-APN 256-181-011-FIRE PREV	
		12/27/2023	40255	NUISANCE ABATEMENT SVCS-APN 259-240-090-FIRE PREV	
		12/27/2023	40256	NUISANCE ABATEMENT SVCS-APN 260-460-007-FIRE PREV	
		12/27/2023	40257	NUISANCE ABATEMENT SVCS-APN 260-460-019-FIRE PREV	
		12/27/2023	40258	NUISANCE ABATEMENT SVCS-APN 260-480-076-FIRE PREV	
		12/27/2023	40259	NUISANCE ABATEMENT SVCS-APN 260-480-077-FIRE PREV	
		12/27/2023	40260	NUISANCE ABATEMENT SVCS-APN 260-490-061-FIRE PREV	
		12/27/2023	40261	NUISANCE ABATEMENT SVCS-APN 473-220-014-FIRE PREV	
		12/27/2023	40262	NUISANCE ABATEMENT SVCS-APN 473-300-003-FIRE PREV	
		12/27/2023	40263	NUISANCE ABATEMENT SVCS-APN 473-300-008-FIRE PREV	
		12/27/2023	40264	NUISANCE ABATEMENT SVCS-APN 478-060-011-FIRE PREV	
		12/27/2023	40266	NUISANCE ABATEMENT SVCS-APN 481-070-047-FIRE PREV	
		12/27/2023	40267	NUISANCE ABATEMENT SVCS-APN 481-070-048-FIRE PREV	
		12/27/2023	40268	NUISANCE ABATEMENT SVCS-APN 481-130-024-FIRE PREV	
		12/27/2023	40270	NUISANCE ABATEMENT SVCS-APN 481-230-054-FIRE PREV	
		12/27/2023	40271	NUISANCE ABATEMENT SVCS-APN 481-230-055-FIRE PREV	
		12/27/2023	40272	NUISANCE ABATEMENT SVCS-APN 481-270-015-FIRE PREV	
		12/27/2023	40273	NUISANCE ABATEMENT SVCS-APN 487-160-001-FIRE PREV	
		12/27/2023	40274	NUISANCE ABATEMENT SVCS-APN 487-250-006-FIRE PREV	
		12/27/2023	40275	NUISANCE ABATEMENT SVCS-APN 488-330-049-FIRE PREV	
		12/27/2023	40276	NUISANCE ABATEMENT SVCS-APN 291-050-061-FIRE PREV	

Attachment: 2023_DecemberPaymentRegister (6515 : DECEMBER PAYMENT REGISTER 2023)



City of Moreno Valley
Payment Register
For Period 12/1/2023 through 12/31/2023

CHECKS IN THE AMOUNT OF \$25,000 OR GREATER

<u>Vendor Name</u>	<u>Check/EFT Number</u>	<u>Payment Date</u>	<u>Inv Number</u>	<u>Invoice Description</u>	<u>Payment Amount</u>
INLAND EMPIRE PROPERTY SERVICE, INC	39443	12/27/2023	40277	NUISANCE ABATEMENT SVCS-APN 471-290-002-FIRE PREV	
		12/27/2023	40278	NUISANCE ABATEMENT SVCS-APN 471-290-006-FIRE PREV	
		12/27/2023	40295	NUISANCE ABATEMENT SVCS-APN 263-190-009-FIRE PREV	
		12/27/2023	40296	NUISANCE ABATEMENT SVCS-APN 478-240-022-FIRE PREV	
		12/27/2023	40297	NUISANCE ABATEMENT SVCS-APN 481-310-035-FIRE PREV	
		12/27/2023	40298	NUISANCE ABATEMENT SVCS-APN 487-240-023-FIRE PREV	
		12/27/2023	40299	NUISANCE ABATEMENT SVCS-APN 488-080-023-FIRE PREV	
		12/27/2023	40336	NUISANCE ABATEMENT SVCS-APN 474-260-060-FIRE PREV	
		12/27/2023	40337	NUISANCE ABATEMENT SVCS-APN 474-040-036-FIRE PREV	
		12/27/2023	40338	NUISANCE ABATEMENT SVCS-APN 475-150-015-FIRE PREV	

Remit to: MORENO VALLEY, CA

FYTD: \$197,419.40

Attachment: 2023_DecemberPaymentRegister (6515 : DECEMBER PAYMENT REGISTER 2023)



City of Moreno Valley
Payment Register
For Period 12/1/2023 through 12/31/2023

CHECKS IN THE AMOUNT OF \$25,000 OR GREATER

<u>Vendor Name</u>	<u>Check/EFT Number</u>	<u>Payment Date</u>	<u>Inv Number</u>	<u>Invoice Description</u>	<u>Payment Amount</u>
INTERWEST CONSULTING GROUP, INC.	39390	12/20/2023	92109	PLAN CHECK SVCS-PEN19-0203/TL GROUP-OCTOBER 2023	\$27,860.00
		12/20/2023	92110	PLAN CHECK SVCS-PEN21-0329/330/STUDIO 6 HOTEL-OCTOBER 2023	
		12/20/2023	92112	PLAN CHECK SVCS-PEN22-0092/CHASE MV BUS CTR-OCTOBER 2023	
		12/20/2023	92113	PLAN CHECK SVCS-PEN22-0130/1/SUNSET CROSSINGS-OCTOBER 2023	
		12/20/2023	92114	PLAN CHECK SVCS-PEN23-0018/TRU BY HILTON-OCTOBER 2023	
		12/20/2023	92115	PLAN CHECK SVCS-PEN23-0085/DEAN HOMES-OCTOBER 2023	
		12/20/2023	92116	PLAN CHECK SVCS-PEN23-0098/RANCHO BELAGO ESTATES-OCTOBER 2023	
		12/20/2023	92117	PLAN CHECK SVCS-PM37662/CHASE PARTNERS-OCTOBER 2023	
		12/20/2023	92118	PLAN CHECK SVCS-PM38082/PEN21-0079-OCTOBER 2023	
		12/20/2023	92119	PLAN CHECK SVCS-TR38236/DR HORTON-OCTOBER 2023	
		12/20/2023	92120	PLAN CHECK SVCS-TR38237/DR HORTON-OCTOBER 2023	
		12/20/2023	92121	PLAN CHECK SVCS-TR38265/PACIFIC INVESTMENTS-OCTOBER 2023	
		12/20/2023	92124	PLAN CHECK SVCS-PEN22-0256/HOME2HILTON HOTEL-SEPTEMBER 2023	
		12/20/2023	92125	PLAN CHECK SVCS-TR38236/DR HORTON-SEPTEMBER 2023	
		12/20/2023	92126	PLAN CHECK SVCS-TR38236/DR HORTON-SEPTEMBER 2023	
	12/20/2023	92127	PLAN CHECK SVCS-TR38237/DR HORTON-SEPTEMBER 2023		
	12/20/2023	92128	PLAN CHECK SVCS-TR38265/PACIFIC INVESTMENTS-SEPTEMBER 2023		

Remit to: LOVELAND, CO

FYTD: \$114,257.50

Attachment: 2023_DecemberPaymentRegister (6515 : DECEMBER PAYMENT REGISTER 2023)



City of Moreno Valley
Payment Register
For Period 12/1/2023 through 12/31/2023

CHECKS IN THE AMOUNT OF \$25,000 OR GREATER

<u>Vendor Name</u>	<u>Check/EFT Number</u>	<u>Payment Date</u>	<u>Inv Number</u>	<u>Invoice Description</u>	<u>Payment Amount</u>
IRVINE FENCE INC	39311	12/13/2023	103023	SUNNYMEAD PARK VINYL FENCE REPLACEMENT-PARKS	\$40,076.70
Remit to: SANTA ANA, CA					<u>FYTD:</u> \$40,076.70
KEY CODE MEDIA, INC.	246748	12/06/2023	110220	SOFTWARE UPGRADE-EOM	\$218,045.54
		12/06/2023	110691	CRESTRON IR EMITTER PROBE - FOR INFRARED OUTPUT-EOM	
Remit to: BURBANK, CA					<u>FYTD:</u> \$218,045.54
KTU+A	39207	12/06/2023	35416	PARKS MASTER PLAN PROJECT SERVICES-SEPTEMBER 2023	\$61,072.50
		12/06/2023	35516	PARKS MASTER PLAN PROJECT SERVICES-OCTOBER 2023	
	39444	12/27/2023	35628	PARKS MASTER PLAN PROJECT SERVICES-NOVEMBER 2023	\$27,493.75
Remit to: SAN DIEGO, CA					<u>FYTD:</u> \$142,049.45
LANDSCAPE STRUCTURES, INC.	39315	12/13/2023	INV-138253	PLAYBOOSTER PLAYGROUND @ JFK PARK-PARKS	\$197,686.32
Remit to: DELANO, MN					<u>FYTD:</u> \$197,686.32
LCG MVBP LLC.	246795	12/13/2023	PROJ. PEN18-0164	REFUND GRADING & EROSION CONTROL SEC. DEPOSITS-RECORD LGR19-0006	\$174,445.60
Remit to: SEAL BEACH, CA					<u>FYTD:</u> \$174,445.60
LIBRARY SYSTEMS & SERVICES, LLC	39209	12/06/2023	INV000099	LIBRARY GRANT-ZIP BOOKS-OCTOBER 2023	\$207,146.91
		12/06/2023	INV000179	LIBRARY CONTRACT SVCS & MATERIALS-MAIN/MALL/IRIS-DECEMBER 2023	
Remit to: ROCKVILLE, MD					<u>FYTD:</u> \$1,482,296.19

Attachment: 2023_DecemberPaymentRegister (6515 : DECEMBER PAYMENT REGISTER 2023)



City of Moreno Valley
Payment Register
For Period 12/1/2023 through 12/31/2023

CHECKS IN THE AMOUNT OF \$25,000 OR GREATER

<u>Vendor Name</u>	<u>Check/EFT Number</u>	<u>Payment Date</u>	<u>Inv Number</u>	<u>Invoice Description</u>	<u>Payment Amount</u>
M. BREY ELECTRIC, INC.	39212	12/06/2023	8613	FLAGPOLE REPLACEMENT - SUNNYMEAD PARK	\$63,133.90
		12/06/2023	8616	PREFABRICATE AND INSTALL HANDRAIL EXTENSIONS- AMPHITHEATER	
		12/06/2023	8771	HVAC & REFRIGERATION SYSTEMS MAINTENANCE	
		12/06/2023	8823	REPAIRS AT WESTBLUFF PARK - NEW SLIDE SECTION PLACEMENT	
		12/06/2023	8833	REPAIR PULL BAR & PANIC BAR - AMPHITHEATER	
		12/06/2023	8838	TROUBLESHOOT & REPAIR OF WALKWAY LIGHT - WOODLAND PARK	
	39320	12/06/2023	8935	PREPARATION & PAINTING OF EQUESTRIAN CTR FENCE & MAIN SWITCH BRD	\$38,898.94
		12/13/2023	8522	ALL FIRE STATION ROLL-UP DOOR PREV. MAINTENANCE BROKEN	
		12/13/2023	8749	WINDOW REPAIR-CONFERENCE & REC CENTER	
		12/13/2023	8798	PREV. MAINTENANCE FOR GATES-CITY YARD	
		12/13/2023	8815	GATE 1 REPAIR-PUBLIC SAFETY BLDG.	
		12/13/2023	8932	NEW RISER FURNISH & INSTALL-FIRE STATION 48	
		12/13/2023	8980	PREV. MAINTENANCE FOR GATES-CITY HALL	

Remit to: BEAUMONT, CA

FYTD: \$1,260,658.07

Attachment: 2023_DecemberPaymentRegister (6515 : DECEMBER PAYMENT REGISTER 2023)



City of Moreno Valley
Payment Register
For Period 12/1/2023 through 12/31/2023

CHECKS IN THE AMOUNT OF \$25,000 OR GREATER

<u>Vendor Name</u>	<u>Check/EFT Number</u>	<u>Payment Date</u>	<u>Inv Number</u>	<u>Invoice Description</u>	<u>Payment Amount</u>
MARIPOSA LANDSCAPES, INC.	39393	12/20/2023	104869	SD LANDSCAPE BASE (WQB) OCTOBER	\$52,482.63
		12/20/2023	104878	SD LANDSCAPE BASE (NORTH) OCTOBER - ZN 02, 08, CFD 2014-01 LM01C	
	12/20/2023	105305	SD LANDSCAPE BASE (WQB) NOVEMBER		
		105314	SD LANDSCAPE BASE (NORTH) NOVEMBER -ZN 02, 08, CFD 2014-01 LM01C		
	12/20/2023	105539	SD LANDSCAPE ADDITIONAL WORK (WQB) ID 1, 21, AND 29		
	12/20/2023	105540	SD LANDSCAPE ADDITIONAL WORK (NORTH) ZONE 02		
	12/20/2023	105541	SD LANDSCAPE ADDITIONAL WORK (NORTH) ZONE 08		
Remit to: IRWINDALE, CA					FYTD: \$220,107.94
MERCHANTS BUILDING MAINTENANCE, LLC.	39323	12/13/2023	736179	QUARTERLY EXTERIOR/INTERIOR WINDOW CLEANING	\$70,018.70
		12/13/2023	749823	COURTYARD PRESSURE WASH & CLEAN UP-CITY HALL	
		12/13/2023	773761	CITY FACILITIES ROUTINE JANITORIAL SERVICES - NOV. 2023	
		12/13/2023	773762	COVID-19 DISINFECTANT CLEANING SERVICES - NOV. 2023	
		12/13/2023	773765	COMMUNITY PARK RESTROOMS DAY PORTER SERVICES-NOV. 2023	
Remit to: MONTEREY PARK, CA					FYTD: \$458,492.05

Attachment: 2023_DecemberPaymentRegister (6515 : DECEMBER PAYMENT REGISTER 2023)



City of Moreno Valley
Payment Register
For Period 12/1/2023 through 12/31/2023

CHECKS IN THE AMOUNT OF \$25,000 OR GREATER

<u>Vendor Name</u>	<u>Check/EFT Number</u>	<u>Payment Date</u>	<u>Inv Number</u>	<u>Invoice Description</u>	<u>Payment Amount</u>
MERCHANTS LANDSCAPE SERVICES INC	39324	12/13/2023	62011	LANDSCAPE EXTRA WORK-AUG. 23/IRRIG. REPAIRS-TOWNGATE AQU. BIKEWAY	\$62,159.16
		12/13/2023	62014	LANDSCAPE EXTRA WORK-AUG. 23/IRRIG. REPAIRS-SOUTH AQUEDUCT B	
		12/13/2023	62377	LANDSCAPE MAINTENANCE FOR FACILITIES & AQUEDUCTS-NOV. 2023	
		12/13/2023	62395	LANDSCAPE EXTRA WORK-INSTALL 2 BACKFLOW CAGES/NORTH AQUEDUCT	
		12/13/2023	62400	LANDSCAPE EXTRA WORK-NOV. 23-BROADCAST GRASS SEED/VARIOUS PARKS	
		12/13/2023	62401	LANDSCAPE EXTRA WORK-NOV. 23-IRRIG. REPAIRS/NORTH AQUEDUCT	
		12/13/2023	62402	LANDSCAPE EXTRA WORK-NOV. 23-IRRIG. REPAIRS/SOUTH AQUEDUCT A	
		12/13/2023	62403	LANDSCAPE EXTRA WORK-NOV. 23-IRRIG. REPAIRS/SOUTH AQUEDUCT B	
		12/13/2023	62404	LANDSCAPE EXTRA WORK-NOV. 23-CINCH TREE TIES/CONF. & REC. CENTER	
		12/13/2023	62405	LANDSCAPE EXTRA WORK-NOV. 23-IRRIG. REPAIRS/PUBLIC SAFETY BLDG	

Remit to: MONTEREY PARK, CA

FYTD: \$263,801.09

Attachment: 2023_DecemberPaymentRegister (6515 : DECEMBER PAYMENT REGISTER 2023)



City of Moreno Valley
Payment Register
For Period 12/1/2023 through 12/31/2023

CHECKS IN THE AMOUNT OF \$25,000 OR GREATER

Vendor Name	Check/EFT Number	Payment Date	Inv Number	Invoice Description	Payment Amount
NBS GOVERNMENT FINANCE GROUP	39224	12/06/2023	202308-2579	SD CONSULTING SERVICE - FISCAL IMPACT ANALYSIS JULY	\$40,750.00
		12/06/2023	202309-2837	SD CONSULTING SERVICE - FISCAL IMPACT ANALYSIS AUGUST SD	
		12/06/2023	202310-3276	CONSULTING SERVICE - FISCAL IMPACT ANALYSIS SEPTEMBER SD	
		12/06/2023	202310-3277	CONSULTING SERVICE (FORMATION OF CFD) SEPTEMBER FY 23/24	
		12/06/2023	202311-3393	SD CONSULTING SERVICE (FORMATION OF CFD) OCTOBER FY 23/24	
Remit to: TEMECULA, CA					FYTD: \$46,043.63
NEARMAP US INC.	39398	12/20/2023	INV01139527	NEARMAP OBLIQUE FOR GOVT SUBSCRIPTION RENEWAL 12/23/23-12/22/24	\$26,460.00
Remit to: SOUTH JORDAN, UT					FYTD: \$37,306.34
OHNO CONSTRUCTION COMPANY	246850	12/27/2023	PAY APP NO. 001	PROJECT 807 0060 MARCH SPORTS FIELD-TURF REPLACEMENT	\$365,536.25
Remit to: SEATTLE, WA					FYTD: \$365,536.25
PERMA	39452	12/27/2023	INV164	LIABILITY TRUST ACCOUNT DEPOSIT - Q3 FY2023-24	\$101,217.00
Remit to: PALM DESERT, CA					FYTD: \$2,917,260.00
RE ASTORIA 2 LLC	39335	12/13/2023	2023_11_RE AST 2	RENEWABLE ENERGY-MV UTILITY-OCTOBER 2023	\$45,852.74
		12/13/2023	2023_12_RE AST 2	RENEWABLE ENERGY-MV UTILITY-NOVEMBER 2023	
Remit to: SAN FRANCISCO, CA					FYTD: \$195,529.81

Attachment: 2023_DecemberPaymentRegister (6515 : DECEMBER PAYMENT REGISTER 2023)



City of Moreno Valley
Payment Register
For Period 12/1/2023 through 12/31/2023

CHECKS IN THE AMOUNT OF \$25,000 OR GREATER

<u>Vendor Name</u>	<u>Check/EFT Number</u>	<u>Payment Date</u>	<u>Inv Number</u>	<u>Invoice Description</u>	<u>Payment Amount</u>
ROMO PLANNING GROUP INC	39241	12/06/2023	2023-07	PLANNING CONSULTANT SERVICES - 7/02-8/05/23	\$42,035.00
		12/06/2023	2023-08	PLANNING CONSULTANT SERVICES - 8/06-9/02/23	
		12/06/2023	2023-09	PLANNING CONSULTANT SERVICES - 9/03-9/30/23	
Remit to: RANCHO CUCAMONGA, CA					FYTD: \$69,287.50
SC COMMERCIAL LLC DBA SC FUELS	39247	12/06/2023	2515873-IN	FUEL FOR CITY VEHICLES & EQUIPMENT	\$27,211.88
		12/06/2023	2518031-IN	FUEL FOR CITY VEHICLES & EQUIPMENT	
		12/06/2023	2520043-IN	FUEL FOR CITY VEHICLES & EQUIPMENT	
		12/06/2023	2521884-IN	FUEL FOR CITY VEHICLES & EQUIPMENT	
		12/06/2023	2523397-IN	FUEL FOR CITY VEHICLES & EQUIPMENT	
		12/06/2023	2524416-IN	FUEL FOR CITY VEHICLES & EQUIPMENT	
		12/06/2023	2525342-IN	FUEL FOR CITY VEHICLES & EQUIPMENT	
		12/06/2023	2526121-IN	FUEL FOR CITY VEHICLES & EQUIPMENT	
12/06/2023	2528608-IN	FUEL FOR CITY VEHICLES & EQUIPMENT			
Remit to: ORANGE, CA					FYTD: \$334,922.14
SHELL ENERGY NORTH AMERICA (US) L.P.	39406	12/20/2023	3109997	RESOURCE ADEQUACY-M.V. UTILITY/NOV. 2023	\$98,700.00
Remit to: PHILADELPHIA, PA					FYTD: \$98,700.00
SKANSKA USA CIVIL WEST CALIFORNIA DISTRICT, INC.	39351	12/13/2023	13	801 0021 SR60 INTERCHANGE	\$770,688.00
Remit to: RIVERSIDE, CA					FYTD: \$7,919,358.21

Attachment: 2023_DecemberPaymentRegister (6515 : DECEMBER PAYMENT REGISTER 2023)



City of Moreno Valley
Payment Register
For Period 12/1/2023 through 12/31/2023

CHECKS IN THE AMOUNT OF \$25,000 OR GREATER

<u>Vendor Name</u>	<u>Check/EFT Number</u>	<u>Payment Date</u>	<u>Inv Number</u>	<u>Invoice Description</u>	<u>Payment Amount</u>
SOUTHERN CALIFORNIA EDISON	246771	12/13/2023	282492235/NOV-23	ELECTRICITY-FERC CHARGES/MVU	\$83,151.97
		12/13/2023	355556776/NOV-23	ELECTRICITY CHARGES FOR ACQUIRED STREETLIGHTS	
		12/13/2023	431591238/NOV-23	ELECTRICITY CHARGES FOR ACQUIRED STREETLIGHTS	
		12/13/2023	433869021/NOV-23	ELECTRICITY CHARGES FOR ADDED STREETLIGHTS	
		12/13/2023	435293103/NOV-23	ELECTRICITY CHARGES FOR ADDED STREETLIGHTS	
		12/13/2023	498683714/NOV-23	ELECTRICITY CHARGES FOR ACQUIRED STREETLIGHTS	
		12/13/2023	559238386/NOV-23	IFA & DISTRIBUTION UPGRADE CHARGES-KITCHING SUBSTATION	
		12/13/2023	570511709/NOV-23	IFA CHARGES-SUBSTATION	
		12/13/2023	NOV-23 12/13/23	ELECTRICITY CHARGES	
	246772	12/13/2023	7501591669	WDAT CHARGES-MVU/17160 KITCHING ST. SUBSTATION-SEP. 2023	\$131,197.58
		12/13/2023	7501591670	WDAT CHARGES-MVU/24417 NANDINA AVE. SUBSTATION-AUG. 2023	
		12/13/2023	7501591688	WDAT CHARGES-MVU/GRAHAM ST.-SEP. 2023	
		12/13/2023	7501591689	WDAT CHARGES-MVU/FREDERICK AVE.-SEP. 2023	
		12/13/2023	7501591690	WDAT CHARGES-MVU/SUBSTATION 115KV INTERCONNECTION-SEP. 2023	
		12/13/2023	7501598537	WDAT CHARGES-MVU/17160 KITCHING ST. SUBSTATION-OCT. 2023	
		12/13/2023	7501598538	WDAT CHARGES-MVU/24417 NANDINA AVE. SUBSTATION-OCT. 2023	
		12/13/2023	7501598556	WDAT CHARGES-MVU/GRAHAM ST.-OCT. 2023	
		12/13/2023	7501598557	WDAT CHARGES-MVU/FREDERICK AVE.-OCT. 2023	
		12/13/2023	7501598558	WDAT CHARGES-MVU/SUBSTATION 115KV INTERCONNECTION-OCT. 2023	

Attachment: 2023_DecemberPaymentRegister (6515 : DECEMBER PAYMENT REGISTER 2023)



City of Moreno Valley
Payment Register
For Period 12/1/2023 through 12/31/2023

CHECKS IN THE AMOUNT OF \$25,000 OR GREATER

Vendor Name	Check/EFT Number	Payment Date	Inv Number	Invoice Description	Payment Amount
SOUTHERN CALIFORNIA EDISON	246854	12/27/2023	7501603324	WDAT CHARGES-MVU/17160 KITCHING ST. SUBSTATION-NOV. 2023	\$62,850.23
		12/27/2023	7501603325	WDAT CHARGES-MVU/24417 NANDINA AVE. SUBSTATION-NOV. 2023	
		12/27/2023	7501603343	WDAT CHARGES-MVU/GRAHAM ST.-NOV. 2023	
		12/27/2023	7501603344	WDAT CHARGES-MVU/FREDERICK AVE.-NOV. 2023	
		12/27/2023	7501603345	WDAT CHARGES-MVU/SUBSTATION 115KV INTERCONNECTION-NOV. 2023	
Remit to: ROSEMEAD, CA					FYTD: \$1,337,854.30
STATE WATER RESOURCES CONTROL BOARD	246824	12/20/2023	SW-0273391	FY23/24 ANNUAL NPDES MS4 PERMIT FEE-INDEX NO. 549363	\$61,833.00
Remit to: SACRAMENTO, CA					FYTD: \$61,833.00
STEVEN B. QUINTANILLA A PROFESSIONAL CORPORATION	39407	12/20/2023	AUG-23/RING B.	SPECIAL COUNSEL LITIGATION SVCS-RING BENDER LLP 08/01-08/31/23	\$138,651.94
		12/20/2023	JUL-23/RING B.	SPECIAL COUNSEL LITIGATION SVCS-RING BENDER LLP 07/01-07/31/23	
		12/20/2023	NOV-23/NIELSEN	SPECIAL COUNSEL LITIGATION SVCS-NIELSEN, ET AL. 11/01-11/30/23	
		12/20/2023	NOV-23/SLOAT	SPECIAL COUNSEL LITIGATION SVCS-KAREN SLOAT, APC 11/01-11/30/23	
		12/20/2023	OCT-23/RING B.	SPECIAL COUNSEL LITIGATION SVCS-RING BENDER LLP 10/01-10/31/23	
		12/20/2023	SEP-23/RING B.	SPECIAL COUNSEL LITIGATION SVCS-RING BENDER LLP 09/01-09/30/23	
	39408	12/20/2023	AUGUST 2023	LEGAL SERVICES 8/1 TO 8/31/23	\$139,424.71
Remit to: PALM SPRINGS, CA					FYTD: \$900,537.04

Attachment: 2023_DecemberPaymentRegister (6515 : DECEMBER PAYMENT REGISTER 2023)



City of Moreno Valley
Payment Register
For Period 12/1/2023 through 12/31/2023

CHECKS IN THE AMOUNT OF \$25,000 OR GREATER

<u>Vendor Name</u>	<u>Check/EFT Number</u>	<u>Payment Date</u>	<u>Inv Number</u>	<u>Invoice Description</u>	<u>Payment Amount</u>
SYNERGY COMPANIES	39409	12/20/2023	MVU RES DI 10-23	ENERGY AUDITS & INSTALLATION OF ENERGY EFFICIENT MEASURES-OCT23	\$191,345.07
		12/20/2023	MVU RES DI 11-23	ENERGY AUDITS & INSTALLATION OF ENERGY EFFICIENT MEASURES-NOV23	
Remit to: HAYWARD, CA					FYTD: \$823,456.76
THE ADVANTAGE GROUP/ FLEX ADVANTAGE	39254	12/06/2023	202312	DECEMBER 2023 RETIREE MEDICAL BENEFIT BILLING	\$54,368.93
Remit to: TEMECULA, CA					FYTD: \$308,140.39
THE HOLE IN WALL INC.	39255	12/06/2023	C.O.P.P.-PMT #1	COMMUNITY OUTREACH PILOT PROGRAM 2023/2024 (PAYMENT 1 OF 2)	\$35,000.00
Remit to: MORENO VALLEY, CA					FYTD: \$36,000.00
THINK TOGETHER, INC	39256	12/06/2023	111-24-05	ASES EXPANDED LEARNING PROGRAM MGMT. SERVICES-INSTALLMENT #5	\$684,515.80
Remit to: SANTA ANA, CA					FYTD: \$3,453,875.90
TKE ENGINEERING INC	246739	12/06/2023	2023-816	801 0086 JUAN BAUTISTA DE ANZA MULTI USE TRAIL - ATP 4	\$29,720.00
Remit to: RIVERSIDE, CA					FYTD: \$242,665.00
TRANSTECH ENGINEERS, INC.	246778	12/13/2023	20235642	801 0064 SR60 REDLANDS BLVD	\$112,587.09
Remit to: CHINO, CA					FYTD: \$239,706.65
WRCOG - WESTERN RIVERSIDE COUNCIL OF GOVERNMENTS	39367	12/13/2023	1625	WRCOG ANNUAL MEMBERSHIP DUES FY 2023/2024	\$25,779.51
Remit to: RIVERSIDE, CA					FYTD: \$143,108.51

Attachment: 2023_DecemberPaymentRegister (6515 : DECEMBER PAYMENT REGISTER 2023)



City of Moreno Valley
Payment Register
For Period 12/1/2023 through 12/31/2023

CHECKS IN THE AMOUNT OF \$25,000 OR GREATER

<u>Vendor Name</u>	<u>Check/EFT Number</u>	<u>Payment Date</u>	<u>Inv Number</u>	<u>Invoice Description</u>	<u>Payment Amount</u>
WSP USA, INC.	39368	12/13/2023	AR 1362585	804 0008 SUNNYMEAD MASTER DRNG PLAN	\$49,980.33
Remit to: SAN BERNARDINO, CA					<u>FYTD:</u> \$133,834.79

TOTAL AMOUNTS OF \$25,000 OR GREATER					\$19,500,838.33
---	--	--	--	--	------------------------

Attachment: 2023_DecemberPaymentRegister (6515 : DECEMBER PAYMENT REGISTER 2023)



City of Moreno Valley
Payment Register
For Period 12/1/2023 through 12/31/2023

CHECKS UNDER \$25,000

Vendor Name	Check/EFT Number	Payment Date	Inv Number	Invoice Description	Payment Amount
CONTRERAS, RIHANNA TORRES	246806	12/20/2023	FALL 2023 MAPPED	MAPPED 2023 INTERN STIPEND	\$500.00
Remit to: MORENO VALLEY, CA					FYTD: \$500.00
THOMAS, AUDREY	39165	12/06/2023	DECEMBER 2023	MOVALEARNS PROGRAM STIPEND-DECEMBER 2023	\$250.00
Remit to: MORENO VALLEY, CA					FYTD: \$1,000.00
4LEAF, INC	246721	12/06/2023	J3988P	PLANNING SERVICES-JULY 2023	\$10,920.00
Remit to: PLEASANTON, CA					FYTD: \$87,180.00
ACOSTA, CINDY	246827	12/20/2023	2003762.047	ACTIVITY REFUND- WNTR BASKETBALL LEAGUE	\$92.00
Remit to: MORENO VALLEY, CA					FYTD: \$92.00
ADOPT A HIGHWAY LITTER REMOVAL SERVICE OF AMERICA	39166	12/06/2023	250619	MONTHLY FEE FOR LITTER REMOVAL-HWY 60 WB	\$750.00
Remit to: ENCINITAS, CA					FYTD: \$2,625.00
ADVANCE AVANT GARDE CORPORATION DBA AVANT GARDE IN	39167	12/06/2023	9007	HUD FUNDING COMPLIANCE SVCS-OCTOBER 2023	\$24,712.50
Remit to: DIAMOND BAR, CA					FYTD: \$128,765.00
AGUIRRE, ILDEBERTO	39168	12/06/2023	DECEMBER 2023	MOVALEARNS PROGRAM STIPEND-DECEMBER 2023	\$250.00
Remit to: MORENO VALLEY, CA					FYTD: \$1,000.00
AIR EXCHANGE INC	39273	12/13/2023	91610962	PLYMOVENT MAINT & REPAIR-FIRE STATIONS	\$273.31
Remit to: FAIRFIELD, CA					FYTD: \$5,078.05
AIRESPRING INC.	39274	12/13/2023	179081817	LOCAL/LONG DISTANCE CALLS & INTERNET SVC - NOV/DEC 2023	\$2,763.87
Remit to: VAN NUYS, CA					FYTD: \$17,759.86

Attachment: 2023_DecemberPaymentRegister (6515 : DECEMBER PAYMENT REGISTER 2023)



City of Moreno Valley
Payment Register
For Period 12/1/2023 through 12/31/2023

CHECKS UNDER \$25,000

Vendor Name	Check/EFT Number	Payment Date	Inv Number	Invoice Description	Payment Amount
ALESSANDRO AUTO SPA, INC	39422	12/27/2023	1	OCT. CAR WASH SERVICES FOR CITY VEHICLES	\$269.99
Remit to: MORENO VALLEY, CA					FYTD: \$269.99
ALLIANT INSURANCE SERVICES, INC.	39169	12/06/2023	2435590	SPECIAL EVENT LIABILITY INSURANCE-PARKS	\$16,364.09
		12/06/2023	2446708	SPECIAL EVENT LIABILITY INSURANCE-PARKS	
		12/06/2023	QTR ENDING JUN23	SPECIAL EVENT INSURANCE PREMIUMS (04/01/23 - 06/30/23)	
Remit to: SAN DIEGO, CA					FYTD: \$24,248.18
ALLSTAR FIRE EQUIPMENT, INC.	39170	12/06/2023	251166	LION BULLSEYE SMARTEXTINGUISHER-EMERG OPS	\$1,052.98
Remit to: ARCADIA, CA					FYTD: \$1,052.98
AMERICAN FORENSIC NURSES	39275	12/13/2023	78322	PHLEBOTOMY SVCS-PD	\$200.55
		12/13/2023	78323	PHLEBOTOMY SVCS-PD	
Remit to: LA QUINTA, CA					FYTD: \$18,215.25
ANDRADE, ISAIAS	246861	12/27/2023	CIT.# MVP101621	REFUND PARKING CITATION FEE - DISMISSED	\$41.00
Remit to: MORENO VALLEY, CA					FYTD: \$41.00
ANIMAL HEALTH AND SANITARY SUPPLY	246750	12/13/2023	INV43869	MISC KENNEL SUPPLIES-ANIMAL SVCS	\$2,467.48
Remit to: RIVERSIDE, CA					FYTD: \$2,467.48

Attachment: 2023_DecemberPaymentRegister (6515 : DECEMBER PAYMENT REGISTER 2023)



City of Moreno Valley
Payment Register
For Period 12/1/2023 through 12/31/2023

CHECKS UNDER \$25,000

Vendor Name	Check/EFT Number	Payment Date	Inv Number	Invoice Description	Payment Amount
ANIMAL PEST MANAGEMENT SERVICES, INC.	39171	12/06/2023	706666	PEST MANAGEMENT SERVICE-PARKS	\$218.00
	39276	12/13/2023	700998	PEST MANAGEMENT SERVICES-UTILITIES VIA PARKS	\$6,507.00
		12/13/2023	701034	PEST MANAGEMENT SERVICE-PARKS	
		12/13/2023	705206	ROUTINE PEST/BAIT STATION SERVICE-NOV 2023-VARIOUS SITES	
		12/13/2023	705230	FLY LIGHT MAINTENANCE-NOV. 23-ANIMAL SHELTER	
		12/13/2023	705242	FLY LIGHT MAINTENANCE-NOV. 23-CITY YARD	
		12/13/2023	705260	FLY LIGHT MAINTENANCE-NOV.2023-PUBLIC SAFETY BLDG. FLY	
		12/13/2023	705278	LIGHT MAINTENANCE-NOV 2023-SENIOR CENTER	
		12/13/2023	705290	FLY LIGHT MAINTENANCE-NOV.2023-TOWNGATE COMM CENTER	
		12/13/2023	707765	SET UNIT/BUSINESS OFFICE INTERIOR TREATMENT/10 DAY TRAPPING-PSB	
	12/13/2023	707785	ITEM 11A-LOCALIZED (DRYWOOD TERMITES)TREATMENT-FIRE STATION 2		
	12/13/2023	707929	ADDITIONAL FLY LIGHT INSTALLATION-ANIMAL SHELTER		
	12/13/2023	707930	TIME 4 TOTS RM FLY LIGHT INSTALL-CONFERENCE & REC CENTER		
Remit to: CHINO, CA					FYTD: \$24,119.00
ARCHITERRA DESIGN GROUP	39278	12/13/2023	31432	807 0060 MV COMMUNITY PARK	\$5,186.78
Remit to: RANCHO CUCAMONGA, CA					FYTD: \$32,819.91
ARIA MANAGEMENT LLC	39172	12/06/2023	DECEMBER 2023	LEASE PAYMENT-LIBRARY @ IRIS-DECEMBER 2023	\$13,852.25
Remit to: YORBA LINDA, CA					FYTD: \$83,113.50
ASCUETA, BRANDON KIE	246780	12/13/2023	FALL 2023 MAPPED	MAPPED 2023 INTERN STIPEND	\$500.00
Remit to: MORENO VALLEY, CA					FYTD: \$500.00

Attachment: 2023_DecemberPaymentRegister (6515 : DECEMBER PAYMENT REGISTER 2023)



**City of Moreno Valley
Payment Register
For Period 12/1/2023 through 12/31/2023**

CHECKS UNDER \$25,000

<u>Vendor Name</u>	<u>Check/EFT Number</u>	<u>Payment Date</u>	<u>Inv Number</u>	<u>Invoice Description</u>	<u>Payment Amount</u>
ASSISTANCE LEAGUE OF RIVERSIDE	39173	12/06/2023	1 - SEPT 2023	OPERATION SCHOOL BELL PROGRAM 23/24	\$20,000.00
		12/06/2023	2 - OCT 2023	OPERATION SCHOOL BELL PROGRAM 23/24	
Remit to: RIVERSIDE, CA					FYTD: \$20,000.00
BAE, GABRIELA	246828	12/20/2023	R23-178300	ANIMAL SERVICES REFUND S/N DEPOSIT	\$75.00
Remit to: TORRANCE, CA					FYTD: \$75.00
BARBARA RUNGE DBA VIBE ENTERTAINMENT	246751	12/13/2023	2308915	HOLIDAY CAROLERS FOR CITY'S SNOW DAY EVENT 12/2/23	\$800.00
Remit to: SEAL BEACH, CA					FYTD: \$2,650.00
BARRAZA, TIFFANY	246740	12/06/2023	CIT.# C32553	REFUND ADMIN CITATION FEE - DISMISSED	\$100.00
Remit to: MORENO VALLEY, CA					FYTD: \$100.00
BERLITZ LANGUAGES, INC.	39174	12/06/2023	001-274-23-02816	BILINGUAL EXAMS-AUGUST & SEPTEMBER 2023	\$1,010.00
		12/06/2023	001-274-23-03039	BILINGUAL EXAMS-OCTOBER 2023	
Remit to: PRINCETON, NJ					FYTD: \$5,295.00
BIO-TOX LABORATORIES, INC.	246808	12/20/2023	45137	FORENSIC TOXICOLOGY TESTING SVCS FOR PD	\$14,744.66
		12/20/2023	45138	FORENSIC TOXICOLOGY TESTING SVCS FOR PD	
		12/20/2023	45194	FORENSIC TOXICOLOGY TESTING SVCS FOR PD	
Remit to: RIVERSIDE, CA					FYTD: \$77,582.41
BISHOP, YAHNEL	246752	12/13/2023	REIMB. 10/25/23	TRAVEL REIMBURSEMENT -10/23 & 10/25/23 MILEAGE	\$130.48
Remit to: MORENO VALLEY, CA					FYTD: \$610.43

Attachment: 2023_DecemberPaymentRegister (6515 : DECEMBER PAYMENT REGISTER 2023)



City of Moreno Valley Payment Register

For Period 12/1/2023 through 12/31/2023

CHECKS UNDER \$25,000

<u>Vendor Name</u>	<u>Check/EFT Number</u>	<u>Payment Date</u>	<u>Inv Number</u>	<u>Invoice Description</u>	<u>Payment Amount</u>
BMW MOTORCYCLES OF RIVERSIDE	39279	12/13/2023	6034583	MAINT & REPAIRS-TRAFFIC MOTORCYCLE	\$8,157.00
		12/13/2023	6034584	MAINT & REPAIRS-TRAFFIC MOTORCYCLE	
		12/13/2023	6034718	MAINT & REPAIRS-TRAFFIC MOTORCYCLE	
		12/13/2023	6034719	MAINT & REPAIRS-TRAFFIC MOTORCYCLE	
		12/13/2023	6034720	MAINT & REPAIRS-TRAFFIC MOTORCYCLE	
		12/13/2023	6034723	MAINT & REPAIRS-TRAFFIC MOTORCYCLE	
		12/13/2023	6034759	MAINT & REPAIRS-TRAFFIC MOTORCYCLE	
Remit to: RIVERSIDE, CA					<u>FYTD:</u> \$34,940.81
BOB MURRAY & ASSOCIATES	246840	12/27/2023	10423	PROFESSIONAL SVCS-EXECUTIVE RECRUITMENT-PLANNING DIV MGR	\$9,733.53
Remit to: ROSEVILLE, CA					<u>FYTD:</u> \$69,187.34
BOVADILLA, MARLEN	39175	12/06/2023	DECEMBER 2023	MOVALEARNS PROGRAM STIPEND-DECEMBER 2023	\$250.00
Remit to: MORENO VALLEY, CA					<u>FYTD:</u> \$1,000.00

Attachment: 2023_DecemberPaymentRegister (6515 : DECEMBER PAYMENT REGISTER 2023)



City of Moreno Valley Payment Register

For Period 12/1/2023 through 12/31/2023

CHECKS UNDER \$25,000

<u>Vendor Name</u>	<u>Check/EFT Number</u>	<u>Payment Date</u>	<u>Inv Number</u>	<u>Invoice Description</u>	<u>Payment Amount</u>
BOX SPRINGS MUTUAL WATER COMPANY	246722	12/06/2023	1084-1 11/29/23	WATER ASSESSMENT ON VACANT LOTS OWNED BY THE HOUSING AUTHORITY	\$545.86
		12/06/2023	1085-1 11/29/23	WATER ASSESSMENT ON VACANT LOTS OWNED BY THE HOUSING AUTHORITY	
		12/06/2023	1086-1 11/29/23	WATER ASSESSMENT ON VACANT LOTS OWNED BY THE HOUSING AUTHORITY	
		12/06/2023	1087-1 11/29/23	WATER ASSESSMENT ON VACANT LOTS OWNED BY THE HOUSING AUTHORITY	
		12/06/2023	1088-1 11/29/23	WATER ASSESSMENT ON VACANT LOTS OWNED BY THE HOUSING AUTHORITY	
		12/06/2023	189-13 11/29/23	WATER ASSESSMENT ON VACANT LOTS OWNED BY THE HOUSING AUTHORITY	
		12/06/2023	195-5 11/29/23	WATER ASSESSMENT ON VACANT LOTS OWNED BY THE HOUSING AUTHORITY	
		12/06/2023	204-9 11/29/23	WATER ASSESSMENT ON VACANT LOTS OWNED BY THE HOUSING AUTHORITY	
		12/06/2023	331-1 11/29/23	WATER ASSESSMENT ON VACANT LOTS OWNED BY THE HOUSING AUTHORITY	
		12/06/2023	36-1 11/29/23	WATER ASSESSMENT ON VACANT LOTS OWNED BY THE HOUSING AUTHORITY	
		12/06/2023	45-4 11/29/23	WATER ASSESSMENT ON VACANT LOTS OWNED BY THE HOUSING AUTHORITY	
		12/06/2023	721-1 11/29/23	WATER USAGE-TOWNGATE-NOVEMBER 2023	
	12/06/2023	80-4 11/29/23	WATER ASSESSMENT ON VACANT LOTS OWNED BY THE HOUSING AUTHORITY		
Remit to: MORENO VALLEY, CA					FYTD: \$3,119.16
BOX SPRINGS PTA	246781	12/13/2023	DEC. 5, 2023	MAYOR'S DONATION FOR POLAR EXPRESS EVENT	\$300.00
Remit to: MORENO VALLEY, CA					FYTD: \$300.00

Attachment: 2023_DecemberPaymentRegister (6515 : DECEMBER PAYMENT REGISTER 2023)



City of Moreno Valley
Payment Register
For Period 12/1/2023 through 12/31/2023

CHECKS UNDER \$25,000

<u>Vendor Name</u>	<u>Check/EFT Number</u>	<u>Payment Date</u>	<u>Inv Number</u>	<u>Invoice Description</u>	<u>Payment Amount</u>
BRAUN BLAISING SMITH WYNNE, P.C.	39280	12/13/2023	21506	LEGAL SERVICES-MV UTILITY-OCTOBER 2023	\$662.63
	39423	12/27/2023	21568	LEGAL SERVICES-MV UTILITY-NOVEMBER 2023	\$432.93
Remit to: SACRAMENTO, CA					FYTD: \$5,291.14
BRIDGEPAY NETWORK SOLUTIONS	39281	12/13/2023	129235	CREDIT CARD GATEWAY SVCS-NOVEMBER 2023	\$21.00
Remit to: ALTAMONTE SPRINGS, FL					FYTD: \$116.40
BRIE FARRAGH DBA BALLOON-IT LLC	39282	12/13/2023	000043	SPIRAL COLUMNS FOR SNOW DAY-PARKS	\$748.86
	39424	12/27/2023	000053	STACKED COLUMNS FOR SOCCER EVENT-PARKS	\$635.72
Remit to: GRAND TERRACE, CA					FYTD: \$3,927.48
BRIGHTON HILL ACADEMY SPORTS AND LEARNING CENTER	39370	12/20/2023	FALL 2023	INSTRUCTOR SERVICES - FIRST TEE INLAND EMPIRE GOLF CLINIC	\$84.00
	39425	12/27/2023	FALL 2023-#13498	INSTRUCTOR SERVICES - FIRST TEE INLAND EMPIRE GOLF CLASS	\$966.00
Remit to: SUN CITY, CA					FYTD: \$1,414.00
C F & D CORPORATION	39284	12/13/2023	080923	BOX SPRINGS LEASE-YEARLY PAYMENT (SEPT 2023-AUG 2024)	\$20,777.40
Remit to: RIVERSIDE, CA					FYTD: \$20,777.40

Attachment: 2023_DecemberPaymentRegister (6515 : DECEMBER PAYMENT REGISTER 2023)



**City of Moreno Valley
Payment Register
For Period 12/1/2023 through 12/31/2023**

CHECKS UNDER \$25,000

<u>Vendor Name</u>	<u>Check/EFT Number</u>	<u>Payment Date</u>	<u>Inv Number</u>	<u>Invoice Description</u>	<u>Payment Amount</u>
CALIFORNIA ASSOCIATION OF CODE ENFORCEMENT OFFICER	246723	12/06/2023	200027320	SUBSTITUTE SERVICE EXAM 12.19.23-ROBERTO LUERA	\$200.00
	246841	12/27/2023	300018497	PROFESSIONAL MEMBERSHIP DUES-PAMELA CHAFFIN	\$1,100.00
		12/27/2023	300018538	PROFESSIONAL MEMBERSHIP DUES-JORGE RUVALCABA	
		12/27/2023	300018664	PROFESSIONAL MEMBERSHIP DUES-ERIK FLORES	
		12/27/2023	300018668	PROFESSIONAL MEMBERSHIP DUES-DAVID JOUZ	
		12/27/2023	300018673	PROFESSIONAL MEMBERSHIP DUES-ALEJANDRO MERAZ	
		12/27/2023	300018746	PROFESSIONAL MEMBERSHIP DUES-ARIEL MUNOZ	
		12/27/2023	300018766	PROFESSIONAL MEMBERSHIP DUES-LANEE PADILLA	
		12/27/2023	300018767	PROFESSIONAL MEMBERSHIP DUES-ROBERTO LUERA	
		12/27/2023	300018768	PROFESSIONAL MEMBERSHIP DUES-HERNAN LOPEZ	
	12/27/2023	300018779	PROFESSIONAL MEMBERSHIP DUES-ROSA MORALES		
	12/27/2023	300019030	PROFESSIONAL MEMBERSHIP DUES-ROBERT ALVAREZ		
Remit to: SACRAMENTO, CA					FYTD: \$7,838.00
CALIFORNIA NEWSPAPERS PARTNERSHIP	39285	12/13/2023	5209144-00576175	LEGAL NOTICES-PLANNING & CITY CLERK'S	\$5,280.34
		12/13/2023	561295-011582884	ACCT 5209214-REISSUE-LEGAL NTC-PLANNING	
		12/13/2023	561295-011585572	ACCT 5209214-REISSUE-LEGAL NTC-PLANNING	
		12/13/2023	561295-011585656	ACCT 5209214-REISSUE-LEGAL NTC-PLANNING	
		12/13/2023	561295-011588098	ACCT 5209214-REISSUE-LEGAL NTC-PLANNING	
		12/13/2023	561295-011588099	ACCT 5209214-REISSUE-LEGAL NTC-PLANNING	
Remit to: WILLOUGHBY, OH					FYTD: \$21,177.79
CALIFORNIA SURVEYING & DRAFTING SUPPLY INC., CALIFORNIA SURVEYING & DRAFTING	246809	12/20/2023	91378787	TERRAFLEX STANDARD & GEOSPATIAL CONT VIEWPOINT SUPPORT-TECH SVCS	\$1,875.00
Remit to: SACRAMENTO, CA					FYTD: \$1,875.00

Attachment: 2023_DecemberPaymentRegister (6515 : DECEMBER PAYMENT REGISTER 2023)



**City of Moreno Valley
Payment Register
For Period 12/1/2023 through 12/31/2023**

CHECKS UNDER \$25,000

<u>Vendor Name</u>	<u>Check/EFT Number</u>	<u>Payment Date</u>	<u>Inv Number</u>	<u>Invoice Description</u>	<u>Payment Amount</u>
CAMERON-DANIEL, P.C.	39286	12/13/2023	1465	LEGAL SERVICES-MV UTILITY-OCTOBER 2023	\$3,756.50
	39371	12/20/2023	1475	LEGAL SERVICES-MV UTILITY-NOVEMBER 2023	\$9,472.50
		12/20/2023	1476	LEGAL SERVICES-MV UTILITY-NOVEMBER 2023	
Remit to: SEBASTOPOL, CA					FYTD: \$41,590.00
CART GUY LLC DBA THE CART GUY	39287	12/13/2023	129710	GOLF CART RENTALS-COLOR RUN 11/18/23-PARKS	\$1,107.27
Remit to: BANNING, CA					FYTD: \$5,804.30
CASC ENGINEERING AND CONSULTING, INC.	39288	12/13/2023	0049957	PLAN CHECK SVCS-PWQMP-OCTOBER 2023	\$4,547.50
Remit to: COLTON, CA					FYTD: \$59,960.54
CASTRO, JENNIFER	39177	12/06/2023	DECEMBER 2023	MOVALEARNS PROGRAM STIPEND-DECEMBER 2023	\$250.00
Remit to: MORENO VALLEY, CA					FYTD: \$1,000.00
CEASAR, KHALIYAH R.	246782	12/13/2023	FALL 2023 MAPPED	MAPPED 2023 INTERN STIPEND	\$500.00
Remit to: MORENO VALLEY, CA					FYTD: \$500.00
CHANDLER ASSET MANAGEMENT, INC	39289	12/13/2023	2310MORENOVA	INVESTMENT MANAGEMENT SVCS-OCTOBER 2023	\$17,571.37
		12/13/2023	2311MORENOVA	INVESTMENT MANAGEMENT SVCS-NOVEMBER 2023	
Remit to: SAN DIEGO, CA					FYTD: \$52,579.98
CHARLES ABBOTT ASSOCIATES, INC	39372	12/20/2023	66708	PLAN CHECK SVCS-HIGHLAND FAIRVIEW/WLC-NOVEMBER 2023	\$2,831.00
Remit to: MISSION VIEJO, CA					FYTD: \$236,525.50

Attachment: 2023_DecemberPaymentRegister (6515 : DECEMBER PAYMENT REGISTER 2023)



City of Moreno Valley
Payment Register
For Period 12/1/2023 through 12/31/2023

CHECKS UNDER \$25,000

Vendor Name	Check/EFT Number	Payment Date	Inv Number	Invoice Description	Payment Amount
CHARTER COMMUNICATIONS HOLDINGS, LLC	39426	12/27/2023	0007991121523	CABLE - MONTHLY SERVICE CHARGES CITYWIDE-NOV/DEC. 2023	\$2,921.88
	39427	12/27/2023	091922301120123	FIBER INTERNET ACCESS SERVICES - DEC. 2023	\$844.00
Remit to: CITY OF INDUSTRY, CA					FYTD: \$25,384.02
CHAVEZ, MIGUEL	246842	12/27/2023	WINNER-1ST PL/CC	VETERAN'S DAY ART CONTEST 1ST PLACE & CITY COUNCIL CHOICE WINNER	\$2,000.00
Remit to: MORENO VALLEY, CA					FYTD: \$2,000.00
CHAVEZ, SANDRA	39178	12/06/2023	DECEMBER 2023	MOVALEARNS PROGRAM STIPEND-DECEMBER 2023	\$250.00
Remit to: MORENO VALLEY, CA					FYTD: \$1,000.00
CHOYCE, ANNA MARLIN	39179	12/06/2023	DECEMBER 2023	MOVALEARNS PROGRAM STIPEND-DECEMBER 2023	\$250.00
Remit to: MORENO VALLEY, CA					FYTD: \$1,000.00
CHRIS ALAN VOGT DBA CAV CONSULTING	39428	12/27/2023	21067	PROJECT MANAGER CONSULTING SERVICES (CPD)	\$24,942.00
Remit to: RIVERSIDE, CA					FYTD: \$126,700.00
CINTAS CORPORATION NO. 2	39429	12/27/2023	4175139007	UNIFORM RENTAL & LAUNDERING SRVS FY 23/24	\$4,523.10
		12/27/2023	4175867628	UNIFORM RENTAL & LAUNDERING SRVS FY 23/24	
		12/27/2023	4176613145	UNIFORM RENTAL & LAUNDERING SRVS FY 23/24	
Remit to: CINCINNATI, OH					FYTD: \$38,766.31
CLEAVE, MICHAEL	246829	12/20/2023	R23-178708	ANIMAL SERVICES REFUND S/N AND RAB DEP	\$95.00
Remit to: MORENO VALLEY, CA					FYTD: \$95.00
COATS, DAVID	39291	12/13/2023	NOV. 2023	INSTRUCTOR SERVICES - SHITO-RYU KARATE CLASSES	\$778.80
Remit to: MORENO VALLEY, CA					FYTD: \$3,157.20

Attachment: 2023_DecemberPaymentRegister (6515 : DECEMBER PAYMENT REGISTER 2023)



City of Moreno Valley
Payment Register
For Period 12/1/2023 through 12/31/2023

CHECKS UNDER \$25,000

Vendor Name	Check/EFT Number	Payment Date	Inv Number	Invoice Description	Payment Amount
COFEM	39430	12/27/2023	DEC. 13, 2023	MAYOR'S CONTRIBUTION FOR IMMIGRATION SVCS RESOURCE FAIR 12/10/23	\$200.00
Remit to: LOS ANGELES, CA					FYTD: \$200.00
COLONIAL SUPPLEMENTAL INSURANCE	39180	12/06/2023	7133069-1201591	EMPLOYEE SUPPLEMENTAL INSURANCE	\$6,361.61
Remit to: COLUMBIA, SC					FYTD: \$38,584.67
COLUMBIA TELECOMMUNICATIONS CORPORATION DBA CTC TE	39181	12/06/2023	23402	MRC FOR APRIL - JUNE 2023-LIBRARY	\$10,334.01
	39374	12/20/2023	2413	HIGH SPEED BROADBAND CONNECTIVITY-JULY TO SEPT 2023-LIBRARY	\$9,866.89
Remit to: KENSINGTON, MD					FYTD: \$30,374.07
CONSTANTIN, GABRIEL	246860	12/27/2023	REIMB. 11/16/23	REIMBURSE HOTEL PARKING 11/12-11/15/23 DURING MOTORCYC. TRAINING	\$68.00
Remit to: MORENO VALLEY, CA					FYTD: \$983.75
CORONA, NATALIE	39182	12/06/2023	DECEMBER 2023	MOVALEARNS PROGRAM STIPEND-DECEMBER 2023	\$250.00
Remit to: MORENO VALLEY, CA					FYTD: \$1,000.00
COSCO FIRE PROTECTION, INC.	39293	12/13/2023	1000640617	SMOKE DETECTOR TROUBLESHOOT-MVU SUBSTATION	\$554.00
	39431	12/27/2023	1000645789	SMOKE DETECTOR REPLACEMENT-MVU SUBSTATION	\$17,660.00
		12/27/2023	43107	FIRE SPRINKLER CALC PLANS PROGRESS PYMT 1-FS 48,65,91	
Remit to: BREAA, CA					FYTD: \$215,840.00
COSTAR REALTY INFORMATION, INC	39294	12/13/2023	120506917	COMMERCIAL REAL ESTATE DATABASE SVC-DECEMBER 2023	\$1,718.26
Remit to: CHICAGO, IL					FYTD: \$10,309.56

Attachment: 2023_DecemberPaymentRegister (6515 : DECEMBER PAYMENT REGISTER 2023)



City of Moreno Valley Payment Register

For Period 12/1/2023 through 12/31/2023

CHECKS UNDER \$25,000

<u>Vendor Name</u>	<u>Check/EFT Number</u>	<u>Payment Date</u>	<u>Inv Number</u>	<u>Invoice Description</u>	<u>Payment Amount</u>
COUNSELING TEAM, THE	246753	12/13/2023	89120	EMPLOYEE ASSISTANCE PROGRAM-NOVEMBER 2023	\$1,950.00
Remit to: NEWPORT BEACH, CA					FYTD: \$11,585.00
COUNTS UNLIMITED, INC.	39183	12/06/2023	231069	TRAFFIC DATA COLLECTION-TRANSPORTATION	\$965.00
		12/06/2023	231080	TRAFFIC DATA COLLECTION-TRANSPORTATION	
		12/06/2023	231084	TRAFFIC DATA COLLECTION-TRANSPORTATION	
		12/06/2023	231085	TRAFFIC DATA COLLECTION-TRANSPORTATION	
		12/06/2023	231104	TRAFFIC DATA COLLECTION-TRANSPORTATION	
		12/06/2023	23981	TRAFFIC DATA COLLECTION-TRANSPORTATION	
Remit to: CORONA, CA					FYTD: \$16,865.00

Attachment: 2023_DecemberPaymentRegister (6515 : DECEMBER PAYMENT REGISTER 2023)



City of Moreno Valley Payment Register

For Period 12/1/2023 through 12/31/2023

CHECKS UNDER \$25,000

<u>Vendor Name</u>	<u>Check/EFT Number</u>	<u>Payment Date</u>	<u>Inv Number</u>	<u>Invoice Description</u>	<u>Payment Amount</u>
COUNTY OF RIVERSIDE	246724	12/06/2023	BCTC0069303	REGISTRATION-B. GIRON-SELF DEFENSE & TACTICAL COMM. 12/4/23	\$246.00
		12/06/2023	BCTC0069304	REGISTRATION-L. ACOSTA-SELF DEFENSE & TACTICAL COMM. 12/4/23	
	246754	12/13/2023	3978	REGISTERED VOTERS CONFIRMATION-CFD NO. 2021-01/AMENDMENT NO. 128	\$700.00
		12/13/2023	3979	REGISTERED VOTERS CONFIRMATION-CFD NO. 2021-01/AMENDMENT NO. 134	
		12/13/2023	3980	REGISTERED VOTERS CONFIRMATION-CFD NO. 2021-01/AMENDMENT NO. 135	
		12/13/2023	3981	REGISTERED VOTERS CONFIRMATION-CFD NO. 2014-01/AMENDMENT NO. 85	
		12/13/2023	3982	REGISTERED VOTERS CONFIRMATION-CFD NO. 2021-01/AMENDMENT NO. 136	
		12/13/2023	3987	REGISTERED VOTERS CONFIRMATION-CFD NO. 2021-01/AMENDMENT NO. 137	
		12/13/2023	3988	REGISTERED VOTERS CONFIRMATION-CFD NO. 2021-01/AMENDMENT NO. 103	
		12/13/2023	3989	REGISTERED VOTERS CONFIRMATION-CFD NO. 2021-01/AMENDMENT NO. 133	
		12/13/2023	3994	REGISTERED VOTERS CONFIRMATION-CFD NO. 2021-01/AMENDMENT NO. 132	
		12/13/2023	4000	REGISTERED VOTERS CONFIRMATION-CFD NO. 2021-01/AMENDMENT NO. 138	
	246755	12/13/2023	BCTC0069302	REGISTRATION-B. GIRON-CHEMICAL AGENTS/PEPPER SPRAY 12/12/23	\$382.00
		12/13/2023	BCTC0069305	REGISTRATION-L. ACOSTA-CHEMICAL AGENTS/PEPPER SPRAY 12/12/23	
		12/13/2023	BCTC0069337	REGISTRATION-S. DE LIRA-CHEMICAL AGENTS/PEPPER SPRAY 12/12/23	
		12/13/2023	BCTC0069373	REGISTRATION-B. GIRON-PC 832 ARREST COURSE 12/18-12/22/23	

Attachment: 2023_DecemberPaymentRegister (6515 : DECEMBER PAYMENT REGISTER 2023)



City of Moreno Valley Payment Register

For Period 12/1/2023 through 12/31/2023

CHECKS UNDER \$25,000

<u>Vendor Name</u>	<u>Check/EFT Number</u>	<u>Payment Date</u>	<u>Inv Number</u>	<u>Invoice Description</u>	<u>Payment Amount</u>
COUNTY OF RIVERSIDE	246756	12/13/2023	22-158544	SD PARCEL LIST MARCH 2022	\$596.00
		12/13/2023	22-242847	SD PARCEL LIST MAY 2022	
		12/13/2023	22-277291	SD PARCEL LIST JUNE 2022	
		12/13/2023	23-239341	SD PARCEL LIST JULY 2023	
		12/13/2023	23-285029	SD SPECIAL TAX LIEN-CFD NO. 2014-01/AMENDMENT NO. 79	
		12/13/2023	23-285043	SD SPECIAL TAX LIEN-CFD NO. 2014-01/AMENDMENT NO. 81	
		12/13/2023	23-285073	SD SPECIAL TAX LIEN-CFD NO. 2021-01/AMENDMENT NO. 79	
		12/13/2023	23-285074	SD SPECIAL TAX LIEN-CFD NO. 2021-01/AMENDMENT NO. 104	
		12/13/2023	23-285082	SD SPECIAL TAX LIEN-CFD NO. 2021-01/AMENDMENT NO. 109	
		12/13/2023	23-315523	SD PARCEL LIST OCTOBER 2023	
		12/13/2023	23-52751	SD PARCEL LIST JANUARY 2023	
		12/13/2023	23-77066	SD PARCEL LIST FEBRUARY 2023	
	246843	12/27/2023	PE0000001435	TRAFFIC MOTOR COMMUNICATIONS FOR PD 11/1-11/30/23	
Remit to: RIVERSIDE, CA					FYTD: \$56,866.74
COUNTY OF RIVERSIDE SHERIFF	39432	12/27/2023	SH0000044717	TOBACCO GRANT BILLING-BP 10/05/23-10/18/23 MORENO VALLEY STATION	\$3,214.68
		12/27/2023	SH0000044718	TOBACCO GRANT BILLING-BP 11/02/23-11/15/23 MORENO VALLEY STATION	
		12/27/2023	SH0000044719	TOBACCO GRANT BILLING-BP 11/30/23-12/13/23 MORENO VALLEY STATION	
Remit to: RIVERSIDE, CA					FYTD: \$26,352,551.01
COVARRUBIAS, JESSICA	39184	12/06/2023	DECEMBER 2023	MOVALEARNS PROGRAM STIPEND-DECEMBER 2023	\$250.00
Remit to: MORENO VALLEY, CA					FYTD: \$750.00
CROWN CASTLE FIBER LLC	39295	12/13/2023	1473015	INTERNET & DATA SVCS 12/01-12/31/23	\$1,250.00
Remit to: HOUSTON, TX					FYTD: \$7,518.75

Attachment: 2023_DecemberPaymentRegister (6515 : DECEMBER PAYMENT REGISTER 2023)



City of Moreno Valley
Payment Register
For Period 12/1/2023 through 12/31/2023

CHECKS UNDER \$25,000

<u>Vendor Name</u>	<u>Check/EFT Number</u>	<u>Payment Date</u>	<u>Inv Number</u>	<u>Invoice Description</u>	<u>Payment Amount</u>
CWE CORP.	39376	12/20/2023	23482	PLAN CHECK SVCS-PWQMP-OCTOBER 2023	\$6,538.00
Remit to: FULLERTON, CA					FYTD: \$21,526.00
DATA TICKET, INC.	39377	12/20/2023	159942	ADMIN CITATION PROCESSING-ANIMAL SVC-NOVEMBER 2023	\$1,161.12
		12/20/2023	159942TPC	ADMIN CITATION PROCESSING-3RD PARTY COLL.-ANIMAL SVCS-NOV 2023	
		12/20/2023	159945	ADMIN CITATION PROCESSING-PD-NOVEMBER 2023	
Remit to: IRVINE, CA					FYTD: \$188,403.73
DE ALBA, ALMA	246830	12/20/2023	2003767.047	CGC RENTAL DEPOSIT REFUND	\$230.50
Remit to: MORENO VALLEY, CA					FYTD: \$230.50
DE GUZMAN, JAHIRO	39186	12/06/2023	DECEMBER 2023	MOVALEARNS PROGRAM STIPEND-DECEMBER 2023	\$250.00
Remit to: MORENO VALLEY, CA					FYTD: \$1,000.00
DE LA ROSA, VALERIE G.	246783	12/13/2023	FALL 2023 MAPPED	MAPPED 2023 INTERN STIPEND	\$500.00
Remit to: MORENO VALLEY, CA					FYTD: \$500.00
DELEON, TOMAS	246784	12/13/2023	FALL 2023 MAPPED	MAPPED 2023 INTERN STIPEND	\$500.00
Remit to: MORENO VALLEY, CA					FYTD: \$500.00
DELTA DENTAL OF CALIFORNIA	39187	12/06/2023	BE005798263	EMPLOYEE DENTAL INSURANCE-PPO	\$17,416.51
	39188	12/06/2023	BE005799087	EMPLOYEE DENTAL INSURANCE-HMO	\$3,670.75
Remit to: LOS ANGELES, CA					FYTD: \$143,249.07
DENNY, PATRICK	246741	12/06/2023	CIT.# C33281	REFUND ADMIN CITATION FEE - DISMISSED	\$100.00
Remit to: MORENO VALLEY, CA					FYTD: \$100.00

Attachment: 2023_DecemberPaymentRegister (6515 : DECEMBER PAYMENT REGISTER 2023)



City of Moreno Valley
Payment Register
For Period 12/1/2023 through 12/31/2023

CHECKS UNDER \$25,000

Vendor Name	Check/EFT Number	Payment Date	Inv Number	Invoice Description	Payment Amount
DEPARTMENT OF ENVIRONMENTAL HEALTH	246846	12/27/2023	IN0495638	ENVIRONMENTAL HEALTH PERMIT ABOVE GROUND TANK AT CITY YARD	\$1,838.00
Remit to: RIVERSIDE, CA					FYTD: \$27,028.65
DIAMOND ENVIRONMENTAL SERVICES, LP	246725	12/06/2023	0004985236	PORTABLE RESTROOM RENTAL-MORRISON PARK	\$2,010.84
		12/06/2023	0004988927	PORTABLE RESTROOM RENTAL-MORRISON PARK	
		12/06/2023	0005033859	PORTABLE RESTROOM RENTAL-MV EQUESTRIAN CTR	
		12/06/2023	0005033860	PORTABLE RESTROOM RENTAL-COTTONWOOD GOLF CTR	
	246757	12/13/2023	0005047662	PORTABLE RESTROOM RENTAL-MORRISON PARK	\$1,023.33
	246811	12/20/2023	0005083989	PORTABLE RESTROOM RENTAL-POLICE DEPT	\$545.19
		12/20/2023	0005092620	PORTABLE RESTROOM RENTAL-MAINT & OP'S	
Remit to: SAN MARCOS, CA					FYTD: \$22,501.79
DIAZ, ROLAND	39189	12/06/2023	DECEMBER 2023	MOVABLEARNS PROGRAM STIPEND-DECEMBER 2023	\$250.00
Remit to: MORENO VALLEY, CA					FYTD: \$1,000.00
DIGITAL TELECOMMUNICATIONS CORP.	39296	12/13/2023	48951	COMPILED DOCUMENTATION FOR IP ADDRESS CHANGE -LIBRARY-TECH SVCS	\$280.00
Remit to: SANTA CLARITA, CA					FYTD: \$75,942.60
DISH DBS CORPORATION	246758	12/13/2023	86557282/DEC23	SATELLITE TV-FIRE STATION 99-12/01-12/30/23	\$144.42
Remit to: PALATINE, IL					FYTD: \$918.48
DUANE BROBERG	39190	12/06/2023	23	DUANE ALLEN TRIO PERFORMANCE 12/2/23-PARKS	\$650.00
Remit to: HUNTINGTON BEACH, CA					FYTD: \$650.00
DUNN EDWARDS CORP.	246863	12/27/2023	CIT.# MVP94816	REFUND PARKING CITATION FEE - OVERPAYMENT	\$433.00
Remit to: COMMERCE, CA					FYTD: \$433.00

Attachment: 2023_DecemberPaymentRegister (6515 : DECEMBER PAYMENT REGISTER 2023)



**City of Moreno Valley
Payment Register
For Period 12/1/2023 through 12/31/2023**

CHECKS UNDER \$25,000

<u>Vendor Name</u>	<u>Check/EFT Number</u>	<u>Payment Date</u>	<u>Inv Number</u>	<u>Invoice Description</u>	<u>Payment Amount</u>
E.R. BLOCK PLUMBING & HEATING, INC.	39191	12/06/2023	140518	BACKFLOW DEVICE TEST-PARKS	\$1,679.69
		12/06/2023	140529	BACKFLOW DEVICE TEST-PARKS	
	39378	12/20/2023	139939	SD BACKFLOW TESTING BASE AUGUST	\$2,168.81
		12/20/2023	140389	SD BACKFLOW REPAIR - NOVEMBER - ZONE D - ID 16	
		12/20/2023	140390	SD BACKFLOW REPAIR - OCTOBER - ZONE D - ID 23	
Remit to: RIVERSIDE, CA					FYTD: \$18,717.13
EAGLE PUMP SERVICES, INC.	39379	12/20/2023	20230381	IRRIGATION PUMP MAINTENANCE - ADDITIONAL WORK ZONE 04	\$200.00
Remit to: CHINO, CA					FYTD: \$11,618.72
EASTERN MUNICIPAL WATER DISTRICT	246726	12/06/2023	NOV-23 12/06/23	WATER CHARGES	\$771.27
	246785	12/13/2023	WS20230000306	ANNEX 1 WATER HEATER	\$3,000.00
Remit to: LOS ANGELES, CA					FYTD: \$1,369,897.16
EDERAINE, PATIENCE	246742	12/06/2023	2003746.047	DEPOSIT REFUND-COTTONWOOD GOLF CTR	\$230.50
Remit to: MORENO VALLEY, CA					FYTD: \$230.50
ENCO UTILITY SERVICES MORENO VALLEY LLC	39436	12/27/2023	INV63150	SOLAR SYSTEM INSPECTION	\$1,818.00
		12/27/2023	INV63151	SOLAR SYSTEM INSPECTION	
		12/27/2023	INV63152	SOLAR SYSTEM INSPECTION	
		12/27/2023	INV63153	SOLAR SYSTEM INSPECTION	
		12/27/2023	INV63154	SOLAR SYSTEM INSPECTION	
		12/27/2023	INV63155	SOLAR SYSTEM INSPECTION	
Remit to: ANAHEIM, CA					FYTD: \$5,114,782.65

Attachment: 2023_DecemberPaymentRegister (6515 : DECEMBER PAYMENT REGISTER 2023)



City of Moreno Valley
Payment Register
For Period 12/1/2023 through 12/31/2023

CHECKS UNDER \$25,000

Vendor Name	Check/EFT Number	Payment Date	Inv Number	Invoice Description	Payment Amount
ENRIQUEZ, AARON	246831	12/20/2023	R23-178943	ANIMAL SERVICES REFUND RAB DEP	\$20.00
	246832	12/20/2023	R23-179103	ANIMAL SERVICES REFUND LICENSE FEE	\$15.00
Remit to: MORENO VALLEY, CA					FYTD: \$35.00
ENTENMANN-ROVIN COMPANY, INC.	246847	12/27/2023	0178077-IN	PARK RANGER DOME BADGE-CODE ENF	\$278.14
Remit to: LOS ANGELES, CA					FYTD: \$804.64
ENTERPRISE SOLUTIONS CONSULTING, LLC	39298	12/13/2023	MVU-2023-12	CONSULTING SERVICE-MV UTILITIES	\$24,408.00
Remit to: WEBSTER, NY					FYTD: \$54,408.00
ESPINOZA, ROSA	39192	12/06/2023	DECEMBER 2023	MOVALEARNS PROGRAM STIPEND-DECEMBER 2023	\$250.00
Remit to: MORENO VALLEY, CA					FYTD: \$1,000.00
ESRI, INC.	39299	12/13/2023	94600280	ARCGIS ENT STANDARD ANNUAL SUBS-11/09/23 TO 11/08/24-TECH SVCS	\$13,200.00
		12/13/2023	94608983	UPGRADE ARCGIS ENT ADV ANNUAL SUBS-11/09/23 TO 11/08/24-TECH SVC	
Remit to: REDLANDS, CA					FYTD: \$13,200.00
EXCLUSIVE TOWING	246813	12/20/2023	23-22661	EVIDENCE VEHICLE TOWING-PD	\$562.00
		12/20/2023	23-22685	EVIDENCE VEHICLE TOWING-PD	
Remit to: RIVERSIDE, CA					FYTD: \$6,533.25
FAMILY COMMUNITY AND LEADERSHIP IN ACTION, INC.	246759	12/13/2023	DEC. 5, 2023	MAYOR'S CONTRIBUTION FOR MOVAL MONSTARZ SPONSORSHIP	\$250.00
Remit to: MORENO VALLEY, CA					FYTD: \$250.00

Attachment: 2023_DecemberPaymentRegister (6515 : DECEMBER PAYMENT REGISTER 2023)



**City of Moreno Valley
Payment Register
For Period 12/1/2023 through 12/31/2023**

CHECKS UNDER \$25,000

<u>Vendor Name</u>	<u>Check/EFT Number</u>	<u>Payment Date</u>	<u>Inv Number</u>	<u>Invoice Description</u>	<u>Payment Amount</u>
FAMILY SERVICE ASSOCIATION	39193	12/06/2023	01	SENIOR NUTRITION PROGRAM - JULY 2023	\$13,064.08
		12/06/2023	02	SENIOR NUTRITION PROGRAM - AUGUST 2023	
		12/06/2023	03	SENIOR NUTRITION PROGRAM - SEPTEMBER 2023	
	39300	12/13/2023	04	SENIOR NUTRITION PROGRAM - OCTOBER 2023	\$4,787.76
	39437	12/27/2023	05	SENIOR NUTRITION PROGRAM - NOVEMBER 2023	\$2,148.16
Remit to: MORENO VALLEY, CA					FYTD: \$20,000.00
FAOUZI, YASMINE	246814	12/20/2023	FALL 2023 MAPPED	MAPPED 2023 INTERN STIPEND	\$500.00
Remit to: MORENO VALLEY, CA					FYTD: \$500.00
FAUSTO, ALMA	246791	12/13/2023	R23-176300	ANIMAL SERVICES REFUND S/N DEPOSIT	\$75.00
Remit to: PERRIS, CA					FYTD: \$75.00
FERNANDEZ, JAYME JUAREZ	246815	12/20/2023	FALL 2023 MAPPED	MAPPED 2023 INTERN STIPEND	\$500.00
Remit to: MORENO VALLEY, CA					FYTD: \$500.00
FERNANDEZ, PHITSAMAY	246816	12/20/2023	ART CONT. WINNER	VETERAN'S DAY ART CONTEST STUDENT (7-12TH) WINNER	\$100.00
Remit to: MORENO VALLEY, CA					FYTD: \$100.00
FIRST AMERICAN DATA TREE, LLC	246817	12/20/2023	20027761123	ONLINE SOFTWARE SUBSCRIPTION-NOVEMBER 2023	\$99.00
Remit to: PASADENA, CA					FYTD: \$594.00
FLESHMAN, WAYNE	246818	12/20/2023	WINNER-2ND PL.	VETERAN'S DAY ART CONTEST ADULT 2ND PLACE WINNER	\$750.00
Remit to: MORENO VALLEY, CA					FYTD: \$750.00
FLETCHER BUELNA DBA INKHOUSE TATTOO CO.	39438	12/27/2023	DEC. 11, 2023	MAYOR'S CONTRIBUTION FOR INKHOUSE TOY DRIVE	\$250.00
Remit to: MORENO VALLEY, CA					FYTD: \$250.00

Attachment: 2023_DecemberPaymentRegister (6515 : DECEMBER PAYMENT REGISTER 2023)



City of Moreno Valley
Payment Register
For Period 12/1/2023 through 12/31/2023

CHECKS UNDER \$25,000

Vendor Name	Check/EFT Number	Payment Date	Inv Number	Invoice Description	Payment Amount
FLORES, ANA ALEJANDRA	246743	12/06/2023	2003740.047	DEPOSIT REFUND-TOWNGATE COMM. CTR	\$230.50
Remit to: MORENO VALLEY, CA					FYTD: \$230.50
FLOWERS III, VICTOR	246786	12/13/2023	FALL 2023 MAPPED	MAPPED 2023 INTERN STIPEND	\$500.00
Remit to: MORENO VALLEY, CA					FYTD: \$500.00
FRED'S GLASS & MIRROR, INC.	246727	12/06/2023	30564	EMERGENCY BOARD UP-13584 COLLIE-CODE ENF	\$595.00
Remit to: RIVERSIDE, CA					FYTD: \$5,690.00
FREIRE, JOSE	246787	12/13/2023	FALL 2023 MAPPED	MAPPED 2023 INTERN STIPEND	\$500.00
Remit to: MORENO VALLEY, CA					FYTD: \$500.00
FRICK, CRAIG R.	246760	12/13/2023	REIMB. 10/26/23	TRAVEL REIMBURSEMENT- MILEAGE & PARKING - CALBO TRAINING	\$140.48
Remit to: MORENO VALLEY, CA					FYTD: \$140.48
FRONTIER COMMUNICATIONS	246761	12/13/2023	051590-5 DEC23	COMMUNICATION SVCS-DEC 2023-TECH SVCS	\$6,569.36
	246848	12/27/2023	081095-5/DEC23	FOREIGN EXCHANGE BUS LISTING-MV UTILITY	\$7.13
Remit to: CINCINNATI, OH					FYTD: \$72,723.37
FUEL PROS, INC	39301	12/13/2023	0000070647	FUEL TANK PRIME & VACUUM REPAIR-FIRE STATION 2	\$615.12
Remit to: CHINO, CA					FYTD: \$3,145.67
G/M BUSINESS INTERIORS, INC.	39194	12/06/2023	0290491-IN	HERMAN MILLER ACTION OFFICE WORKSTATIONS-PARKS	\$1,414.05
	39439	12/27/2023	0290641-IN	HON SYST WORKSTATIONS W/STORAGE	\$20,107.06
Remit to: RIVERSIDE, CA					FYTD: \$110,071.03
G3 QUALITY INC	39195	12/06/2023	15319	801 0090 CITYWIDE PVT REHAB PROG	\$8,713.81
Remit to: CERRITOS, CA					FYTD: \$144,399.34

Attachment: 2023_DecemberPaymentRegister (6515 : DECEMBER PAYMENT REGISTER 2023)



**City of Moreno Valley
Payment Register
For Period 12/1/2023 through 12/31/2023**

CHECKS UNDER \$25,000

<u>Vendor Name</u>	<u>Check/EFT Number</u>	<u>Payment Date</u>	<u>Inv Number</u>	<u>Invoice Description</u>	<u>Payment Amount</u>
GAMEZ, HANNAH	39196	12/06/2023	DECEMBER 2023	MOVALEARNS PROGRAM STIPEND-DECEMBER 2023	\$250.00
Remit to: MORENO VALLEY, CA					FYTD: \$1,000.00
GANIMIAN, KIMBERLY	246728	12/06/2023	12/13 - 12/15/23	TRAVEL PER DIEM & MILEAGE - 2023 MUNICIPAL FINANCE INSTITUTE	\$213.06
	246819	12/20/2023	FALL 2023	TUITION/EMPLOYEE EDUCATION REIMBURSEMENT	\$1,881.00
Remit to: MORENO VALLEY, CA					FYTD: \$3,975.06
GARCIA, MATHEW ANTONIO	246729	12/06/2023	DECEMBER 2023	MOVALEARNS PROGRAM STIPEND-DECEMBER 2023	\$250.00
Remit to: MORENO VALLEY, CA					FYTD: \$1,000.00
GARDAWORLD	39303	12/13/2023	10762980	ARMORED CAR SVC-CITY HALL, CONF & REC, MVU, LIBRARY, & ANML SVCS	\$1,333.99
		12/13/2023	20585644	ARMORED CAR SVC-CONF & REC, MVU, LIBRARY, & ANIMAL SVC	
	39440	12/27/2023	20587389	ARMORED CAR SVC-CITY HALL, CONF & REC, MVU, LIBRARY, & ANML SVCS	\$372.05
Remit to: CHICAGO, IL					FYTD: \$7,680.11
GARLAND, NORTON	246864	12/27/2023	REFUND-12/6/23	REFUND PARKING CITATIONS MV4160520015 & MV4160422019-FTB INT/DMV	\$172.50
Remit to: MORENO VALLEY, CA					FYTD: \$172.50
GLOBAL POWER GROUP, INC.	246762	12/13/2023	92203	GENERATOR MAINTENANCE & REPAIR-CITY YARD	\$442.75
Remit to: LAKESIDE, CA					FYTD: \$13,347.06
GOMEZ, JESSICA	246792	12/13/2023	2003754.047	ACTIVITY REFUND- WNTR BASKETBALL LEAGUE	\$84.00
Remit to: MORENO VALLEY, CA					FYTD: \$84.00

Attachment: 2023_DecemberPaymentRegister (6515 : DECEMBER PAYMENT REGISTER 2023)



**City of Moreno Valley
Payment Register
For Period 12/1/2023 through 12/31/2023**

CHECKS UNDER \$25,000

<u>Vendor Name</u>	<u>Check/EFT Number</u>	<u>Payment Date</u>	<u>Inv Number</u>	<u>Invoice Description</u>	<u>Payment Amount</u>
GUTIERREZ, MARIANA	39197	12/06/2023	DECEMBER 2023	MOVALEARNS PROGRAM STIPEND-DECEMBER 2023	\$250.00
Remit to: MORENO VALLEY, CA					FYTD: \$1,000.00
HABITAT FOR HUMANITY RIVERSIDE	39441	12/27/2023	CHR22-INV17	HOME-CRITICAL HOME REPAIR PROGRAM-NOV 2023	\$1,393.21
Remit to: RIVERSIDE, CA					FYTD: \$133,238.58
HALSTEAD, JANE	246730	12/06/2023	12/12 - 12/15/23	TRAVEL PER DIEM & MILEAGE - 2023 CITY CLERKS NEW LAW & ELECT SEM	\$287.19
Remit to: MORENO VALLEY, CA					FYTD: \$287.19
HASCO HEATING AIR CONDITIONING SERVICE COMPANY	39305	12/13/2023	HAS3833	SWITCH TO PELICAN CONTROLS JOBWALK-CONFERENCE & REC CENTER	\$9,299.59
		12/13/2023	JM1200	HVAC PREV. MAINT & REPAIRS-FIRE STATION 6	
		12/13/2023	JM1203	HVAC REPAIRS-FIRE STATION 48	
		12/13/2023	JM1204	HVAC PREV. MAINTENANCE & REPAIRS -FIRE STATION 65	
		12/13/2023	JO1236	HVAC REPAIRS-IRIS LIBRARY	
		12/13/2023	JO1238	HVAC PREV. MAINTENANCE & REPAIRS-FIRE STATION 91 HVAC	
		12/13/2023	RV1672	PREV. MAINTENANCE & REPAIRS-FIRE STATION 58 HVAC	
		12/13/2023	RV1673	REPAIR-FIRE STATION 2	
Remit to: RIVERSIDE, CA					FYTD: \$10,225.84
HAYAG, JONATHAN	246833	12/20/2023	R23-177196	ANIMAL SERVICES REFUND S/N DEPOSIT	\$75.00
Remit to: COLTON, CA					FYTD: \$95.00
HERNANDEZ, MAURICIO	39198	12/06/2023	DECEMBER 2023	MOVALEARNS PROGRAM STIPEND-DECEMBER 2023	\$250.00
Remit to: MORENO VALLEY, CA					FYTD: \$1,000.00

Attachment: 2023_DecemberPaymentRegister (6515 : DECEMBER PAYMENT REGISTER 2023)



City of Moreno Valley
Payment Register
For Period 12/1/2023 through 12/31/2023

CHECKS UNDER \$25,000

<u>Vendor Name</u>	<u>Check/EFT Number</u>	<u>Payment Date</u>	<u>Inv Number</u>	<u>Invoice Description</u>	<u>Payment Amount</u>
HERNANDEZ, MONICA	39199	12/06/2023	DECEMBER 2023	MOVALEARNS PROGRAM STIPEND-DECEMBER 2023	\$250.00
Remit to: MORENO VALLEY, CA					FYTD: \$1,000.00
HEVERAN, DENISE	246793	12/13/2023	R23-177074	ANIMAL SERVICES REFUND RAB DEP	\$20.00
	246794	12/13/2023	R23-177075	ANIMAL SERVICES REFUND S/N DEPOSIT	\$75.00
Remit to: MORENO VALLEY, CA					FYTD: \$95.00
HINDERLITER DE LLAMAS & ASSOCIATES	246731	12/06/2023	SIN033623	SALES TAX AUDIT SERVICES-SALES QTR 2 2023	\$7,109.63
Remit to: BREA, CA					FYTD: \$66,238.67
HLP, INC.	39383	12/20/2023	190984RV	WEB LICENSE MONTHLY SVC FEE-ANIMAL SVCS	\$46.20
Remit to: LITTLETON, CO					FYTD: \$366.10
HR GREEN PACIFIC INC.	39306	12/13/2023	167767A	SENIOR ENGINEER CONSULTING SERVICES (LDD)-SEPTEMBER 2023	\$7,776.50
		12/13/2023	168621A	SENIOR ENGINEER CONSULTING SERVICES (LDD)-OCTOBER 2023	
	39384	12/20/2023	170034	SENIOR ENGINEER CONSULTING SERVICES (LDD)-NOVEMBER 2023	\$585.00
Remit to: DES MOINES, IA					FYTD: \$84,743.00
HUIZAR, ROSEMARY	39200	12/06/2023	DECEMBER 2023	MOVALEARNS PROGRAM STIPEND-DECEMBER 2023	\$250.00
Remit to: MORENO VALLEY, CA					FYTD: \$1,000.00
HUNTER CONSULTING INC. DBA HCI ENVIRONMENTAL & ENG	39307	12/13/2023	37414	HAZARDOUS WASTE OIL REMOVAL FOR FLEET-CITY YARD	\$1,926.10
Remit to: CORONA, CA					FYTD: \$19,180.52

Attachment: 2023_DecemberPaymentRegister (6515 : DECEMBER PAYMENT REGISTER 2023)



City of Moreno Valley
Payment Register
For Period 12/1/2023 through 12/31/2023

CHECKS UNDER \$25,000

<u>Vendor Name</u>	<u>Check/EFT Number</u>	<u>Payment Date</u>	<u>Inv Number</u>	<u>Invoice Description</u>	<u>Payment Amount</u>
ICF INCORPORATED, LLC DBA ICF CONSULTING, INC.	39385	12/20/2023	2023-305718	810 0021 ELECTRIC VEHICLE CHARGING INFRASTRUCTURE MASTER	\$15,625.89
Remit to: RESTON, VA					<u>FYTD:</u> \$141,927.95
INLAND ELECTRIC INC.	39387	12/20/2023	6293	WEST BLUFF PARK RETROFIT LIGHTS-PARKS	\$9,975.00
Remit to: RIVERSIDE, CA					<u>FYTD:</u> \$25,936.00
INLAND EMPIRE ECONOMIC PARTNRSHP	39201	12/06/2023	IEF-657657	2023-2024 REGIONAL LEADERSHIP ACADEMY TUITION COSTS	\$2,000.00
Remit to: RIVERSIDE, CA					<u>FYTD:</u> \$2,000.00

Attachment: 2023_DecemberPaymentRegister (6515 : DECEMBER PAYMENT REGISTER 2023)



**City of Moreno Valley
Payment Register
For Period 12/1/2023 through 12/31/2023**

CHECKS UNDER \$25,000

<u>Vendor Name</u>	<u>Check/EFT Number</u>	<u>Payment Date</u>	<u>Inv Number</u>	<u>Invoice Description</u>	<u>Payment Amount</u>
INLAND EMPIRE PROPERTY SERVICE, INC	39308	12/13/2023	40449	WEED ABATEMENT SVCS-MORRISON PARK-PARKS	\$2,655.00
	39388	12/20/2023	40001	NUISANCE ABATEMENT SVCS-APN 263-160-008-FIRE PREV	\$14,743.75
		12/20/2023	40002	NUISANCE ABATEMENT SVCS-APN 263-160-028-FIRE PREV	
		12/20/2023	40004	NUISANCE ABATEMENT SVCS-APN 488-080-005-FIRE PREV	
		12/20/2023	40005	NUISANCE ABATEMENT SVCS-APN 488-080-008-FIRE PREV	
		12/20/2023	40010	NUISANCE ABATEMENT SVCS-APN 486-270-017-FIRE PREV	
		12/20/2023	40011	NUISANCE ABATEMENT SVCS-APN 422-070-023-FIRE PREV	
		12/20/2023	40012	NUISANCE ABATEMENT SVCS-APN 256-150-034-FIRE PREV	
		12/20/2023	40013	NUISANCE ABATEMENT SVCS-APN 263-140-028-FIRE PREV	
		12/20/2023	40014	NUISANCE ABATEMENT SVCS-APN 263-150-001-FIRE PREV	
		12/20/2023	40015	NUISANCE ABATEMENT SVCS-APN 263-160-002-FIRE PREV	
		12/20/2023	40016	NUISANCE ABATEMENT SVCS-APN 263-220-011-FIRE PREV	
		12/20/2023	40017	NUISANCE ABATEMENT SVCS-APN 263-220-016-FIRE PREV	
		12/20/2023	40018	NUISANCE ABATEMENT SVCS-APN 264-040-009-FIRE PREV	
		12/20/2023	40019	NUISANCE ABATEMENT SVCS-APN 471-290-006-FIRE PREV	
12/20/2023	40020	NUISANCE ABATEMENT SVCS-APN 473-150-059-FIRE PREV			
12/20/2023	40021	NUISANCE ABATEMENT SVCS-APN 473-250-031-FIRE PREV			
Remit to: MORENO VALLEY, CA					FYTD: \$197,419.40
INTERNATIONAL E-Z UP, INC.	246763	12/13/2023	INV0589801	CANOPIES & SIDEWALLS-OEM/EOC	\$2,963.16
Remit to: NORCO, CA					FYTD: \$2,963.16
INTERPRETERS UNLIMITED	39309	12/13/2023	367452A	LANGUAGE INTERPRETATION SERVICES-PHONE-OCTOBER 2023	\$27.00
		12/13/2023	367462	LANGUAGE INTERPRETATION SERVICES-PHONE-OCTOBER 2023	
	39389	12/20/2023	370704	LANGUAGE INTERPRETATION SERVICES-PHONE-NOVEMBER 2023	\$12.00
Remit to: SAN DIEGO, CA					FYTD: \$51.00

Attachment: 2023_DecemberPaymentRegister (6515 : DECEMBER PAYMENT REGISTER 2023)



City of Moreno Valley
Payment Register
For Period 12/1/2023 through 12/31/2023

CHECKS UNDER \$25,000

Vendor Name	Check/EFT Number	Payment Date	Inv Number	Invoice Description	Payment Amount
INTERWEST CONSULTING GROUP, INC.	39310	12/13/2023	92021	SENIOR ENGINEER CONSULTING SERVICES (LDD)-OCTOBER 2023	\$4,265.00
		12/13/2023	92111	PLAN CHECK SVCS-PEN22-0088/CHASE MV BUS CTR-OCTOBER 2023	
Remit to: LOVELAND, CO					FYTD: \$114,257.50
J B BOSTICK COMPANY, INC	246764	12/13/2023	2_RET	807 0060 RETENTION INVOICE	\$12,365.69
Remit to: ANAHEIM, CA					FYTD: \$247,314.00
JAMES, XIOMARA ANGELA	39202	12/06/2023	DECEMBER 2023	MOVALEARNS PROGRAM STIPEND-DECEMBER 2023	\$250.00
Remit to: MORENO VALLEY, CA					FYTD: \$1,000.00
JENKS, JACOB	39203	12/06/2023	DECEMBER 2023	MOVALEARNS PROGRAM STIPEND-DECEMBER 2023	\$250.00
Remit to: MORENO VALLEY, CA					FYTD: \$1,000.00
JIMENEZ, LAUNA L.	246732	12/06/2023	12/13 - 12/15/23	TRAVEL PER DIEM & MILEAGE - 2023 MUNICIPAL FINANCE INSTITUTE	\$197.07
Remit to: MORENO VALLEY, CA					FYTD: \$909.27
JIMENEZ, VICTORIA	39204	12/06/2023	DECEMBER 2023	MOVALEARNS PROGRAM STIPEND-DECEMBER 2023	\$250.00
Remit to: MORENO VALLEY, CA					FYTD: \$1,000.00
JOHNSON , TRACY	39312	12/13/2023	NOV. 2023	INSTRUCTOR SERVICES - SHITO-RYU KARATE CLASSES	\$778.80
Remit to: MORENO VALLEY, CA					FYTD: \$3,157.20
JOHNSON, SHARON	39205	12/06/2023	DECEMBER 2023	MOVALEARNS PROGRAM STIPEND-DECEMBER 2023	\$250.00
Remit to: MORENO VALLEY, CA					FYTD: \$1,000.00

Attachment: 2023_DecemberPaymentRegister (6515 : DECEMBER PAYMENT REGISTER 2023)



**City of Moreno Valley
Payment Register
For Period 12/1/2023 through 12/31/2023**

CHECKS UNDER \$25,000

<u>Vendor Name</u>	<u>Check/EFT Number</u>	<u>Payment Date</u>	<u>Inv Number</u>	<u>Invoice Description</u>	<u>Payment Amount</u>
JTB SUPPLY CO., INC.	39206	12/06/2023	112755	TRAFFIC SIGNAL MAINT SUPPLIES	\$1,539.98
Remit to: ORANGE, CA					FYTD: \$20,955.28
JUNIOR LEAGUE OF RIVERSIDE	39313	12/13/2023	1 - SEPT 2023	DIAPER BANK OF THE INLAND EMPIRE-CDBG	\$5,203.50
Remit to: RIVERSIDE, CA					FYTD: \$5,203.50
KILLION, PATRICK	39391	12/20/2023	FALL 2023	TUITION/EMPLOYEE EDUCATION REIMBURSEMENT	\$2,295.00
Remit to: MORENO VALLEY, CA					FYTD: \$5,000.00
KONICA MINOLTA BUSINESS SOLUTIONS, USA	39314	12/13/2023	43695323	COPIER LEASE-CITY WIDE-NOVEMBER 2023	\$10,026.10
Remit to: PASADENA, CA					FYTD: \$75,223.30
KRASNAK, DONALD	246865	12/27/2023	CIT.# MVP98867	REFUND PARKING CITATION FEE - DISMISSED	\$407.50
Remit to: MORENO VALLEY, CA					FYTD: \$407.50
LANKHORST, JACQUELYN	39316	12/13/2023	65.24	TRAVEL REIMBURSEMENT - 10/24/23 MILEAGE - CALBO TRAINING	\$65.24
Remit to: MORENO VALLEY, CA					FYTD: \$512.02
LATIN, ALESIA	39208	12/06/2023	DECEMBER 2023	MOVALEARNS PROGRAM STIPEND-DECEMBER 2023	\$250.00
Remit to: MORENO VALLEY, CA					FYTD: \$1,000.00
LCG MVBP LLC	246834	12/20/2023	PEN18-0164-#1084	REFUND UNDESIG. BALANCE IN T&M ACCT FOR DISTRICT/FESTIVAL PROJ.	\$17,434.97
Remit to: SEAL BEACH, CA					FYTD: \$17,434.97
LEAL, RALPH	246820	12/20/2023	12/10 - 12/15/23	TRAVEL PER DIEM - TRAINING-TRAFFIC COLL-RECONST	\$707.26
		12/20/2023	12/3 - 12/8/23	TRAVEL PER DIEM - TRAINING-TRAFFIC COLL-RECONST	
Remit to: MORENO VALLEY, CA					FYTD: \$1,465.76

Attachment: 2023_DecemberPaymentRegister (6515 : DECEMBER PAYMENT REGISTER 2023)



**City of Moreno Valley
Payment Register
For Period 12/1/2023 through 12/31/2023**

CHECKS UNDER \$25,000

<u>Vendor Name</u>	<u>Check/EFT Number</u>	<u>Payment Date</u>	<u>Inv Number</u>	<u>Invoice Description</u>	<u>Payment Amount</u>
LIBRARY SYSTEMS & SERVICES, LLC	39317	12/13/2023	INV8293	LIBRARY GRANT-GAMERS LAIR-AUGUST 2023	\$1,206.00
	39445	12/27/2023	INV000244	LIBRARY GRANT-GAMERS LAIR-NOVEMBER 2023	\$16,569.42
		12/27/2023	INV000245	LIBRARY GRANT-ZIP BOOKS-NOVEMBER 2023	
		12/27/2023	INV000341	LIBRARY GRANT-LITERACY-NOVEMBER 2023	
Remit to: ROCKVILLE, MD					FYTD: \$1,482,296.19
LIEBERT, CASSIDY, WHITMORE	246849	12/27/2023	255868	LEGAL SERVICES-MO140-00001-HUMAN RESOURCES	\$646.50
		12/27/2023	255954	LEGAL SERVICES-MO140-00022-HUMAN RESOURCES	
Remit to: LOS ANGELES, CA					FYTD: \$4,684.61
LONG, CRYSTAL	39446	12/27/2023	10/25 - 10/26/23	TRAVEL MILEAGE - CALBO TRAINING SEMINARS	\$130.48
Remit to: MORENO VALLEY, CA					FYTD: \$130.48
LOPEZ CONTRERAS, MARY	246744	12/06/2023	CIT.# C32688	REFUND ADMIN CITATION FEE - DISMISSED	\$900.00
Remit to: MORENO VALLEY, CA					FYTD: \$900.00
LOPEZ GAONA, BARBARA	246796	12/13/2023	R23-177033	ANIMAL SERVICES REFUND S/N AND RAB DEP	\$95.00
Remit to: MORENO VALLEY, CA					FYTD: \$95.00
LOPEZ, ALMA	39210	12/06/2023	DECEMBER 2023	MOVALEARNS PROGRAM STIPEND-DECEMBER 2023	\$250.00
Remit to: MORENO VALLEY, CA					FYTD: \$1,000.00
LUNDBERG, GEORGINA	39318	12/13/2023	JULY/AUG. 2023	MILEAGE REIMBURSEMENT - JULY & AUGUST 2023	\$182.55
		12/13/2023	OCT. 2023	MILEAGE REIMBURSEMENT - OCTOBER 2023	
		12/13/2023	SEP. 2023	MILEAGE REIMBURSEMENT - SEPTEMBER 2023	
Remit to: MORENO VALLEY, CA					FYTD: \$333.79

Attachment: 2023_DecemberPaymentRegister (6515 : DECEMBER PAYMENT REGISTER 2023)



City of Moreno Valley
Payment Register
For Period 12/1/2023 through 12/31/2023

CHECKS UNDER \$25,000

<u>Vendor Name</u>	<u>Check/EFT Number</u>	<u>Payment Date</u>	<u>Inv Number</u>	<u>Invoice Description</u>	<u>Payment Amount</u>
LYNCHESKI, MARC	246765	12/13/2023	2023-7-4-2	EMCEE SERVICES FOR 2023 TREE LIGHTING EVENT ON 12/02/23	\$500.00
Remit to: TUSTIN, CA					<u>FYTD:</u> \$10,242.50
LYONS SECURITY SERVICE, INC.	39211	12/06/2023	36221	SECURITY GUARD SVCS-CONF & REC CTR EVENTS-OCTOBER 2023	\$337.32
	39319	12/13/2023	36227	SECURITY GUARD SVCS-UTILITIES-OCTOBER 2023	\$12,031.09
		12/13/2023	36348	SECURITY GUARD SVCS-CONF & REC CTR-SEPTEMBER 2023	
		12/13/2023	36412	SECURITY GUARD SVCS-COMMUNITY PARK-NOVEMBER 2023	
	39392	12/20/2023	36413	SECURITY GUARD SVCS-COTTONWOOD SPCL EVENT-NOVEMBER 2023	\$3,443.48
		12/20/2023	36415	SECURITY GUARD SVCS-CONF & REC CTR EVENTS-NOVEMBER 2023	
		12/20/2023	36418	SECURITY GUARD SVCS-SENIOR CENTER-NOVEMBER 2023	
		12/20/2023	36419	SECURITY GUARD SVCS-TOWNGATE-NOVEMBER 2023	
Remit to: ANAHEIM, CA					<u>FYTD:</u> \$205,212.03
M & J ENTERPRISES INC. DBA TRAVELING TIDE POOLS	246805	12/19/2023	122023	SUGAR CANDYLAND COMBO-PD	\$435.00
Remit to: MURRIETA, CA					<u>FYTD:</u> \$1,770.00
MAGNANI, DONNA	246797	12/13/2023	R23-178845	ANIMAL SERVICES REFUND MICROCHIP FEE	\$16.00
Remit to: MORENO VALLEY, CA					<u>FYTD:</u> \$16.00

Attachment: 2023_DecemberPaymentRegister (6515 : DECEMBER PAYMENT REGISTER 2023)



**City of Moreno Valley
Payment Register
For Period 12/1/2023 through 12/31/2023**

CHECKS UNDER \$25,000

<u>Vendor Name</u>	<u>Check/EFT Number</u>	<u>Payment Date</u>	<u>Inv Number</u>	<u>Invoice Description</u>	<u>Payment Amount</u>
MARCH JOINT POWERS AUTHORITY	246766	12/13/2023	60580	GAS CHARGES-M.A.R.B. BUILDING 823-AUG. 2023	\$203.10
		12/13/2023	60583	GAS CHARGES-M.A.R.B. BUILDING 938-AUG. 2023	
		12/13/2023	60592	GAS CHARGES-M.A.R.B. BUILDING 823-SEP. 2023	
		12/13/2023	60595	GAS CHARGES-M.A.R.B. BUILDING 938-SEP. 2023	
		12/13/2023	60627	GAS CHARGES-M.A.R.B. BUILDING 823-OCT. 2023	
		12/13/2023	60630	GAS CHARGES-M.A.R.B. BUILDING 938-OCT. 2023	
Remit to: RIVERSIDE, CA					<u>FYTD:</u> \$521.88
MARTIN, VALERIA	39213	12/06/2023	12/11 - 12/13/23	TRAVEL PER DIEM & MILEAGE - 2023 FEDERAL GRANT TRAINING	\$181.21
Remit to: MORENO VALLEY, CA					<u>FYTD:</u> \$181.21
MARTINEZ, ANTONIO	246798	12/13/2023	R23-178499	ANIMAL SERVICES REFUND S/N DEPOSITS	\$150.00
Remit to: MORENO VALLEY, CA					<u>FYTD:</u> \$150.00
MARTINEZ, DAVID	39214	12/06/2023	DECEMBER 2023	MOVALEARNS PROGRAM STIPEND-DECEMBER 2023	\$250.00
Remit to: MORENO VALLEY, CA					<u>FYTD:</u> \$1,000.00
MARTINEZ, MICHAEL	39215	12/06/2023	DECEMBER 2023	MOVALEARNS PROGRAM STIPEND-DECEMBER 2023	\$250.00
Remit to: MORENO VALLEY, CA					<u>FYTD:</u> \$1,000.00
MARTINEZ, SAMUEL	246788	12/13/2023	FALL 2023 MAPPED	MAPPED 2023 INTERN STIPEND	\$500.00
Remit to: MORENO VALLEY, CA					<u>FYTD:</u> \$500.00
MARX OKUBO ASSOCIATES, LTD	39321	12/13/2023	I-66752-Z3T8	PROPERTY CONDITION ASSESSMENT (2X) HARD COPIES	\$750.00
Remit to: DENVER, CO					<u>FYTD:</u> \$98,708.56
MATIAS, MARIA	39216	12/06/2023	DECEMBER 2023	MOVALEARNS PROGRAM STIPEND-DECEMBER 2023	\$250.00
Remit to: MORENO VALLEY, CA					<u>FYTD:</u> \$1,000.00

Attachment: 2023_DecemberPaymentRegister (6515 : DECEMBER PAYMENT REGISTER 2023)



City of Moreno Valley
Payment Register
For Period 12/1/2023 through 12/31/2023

CHECKS UNDER \$25,000

Vendor Name	Check/EFT Number	Payment Date	Inv Number	Invoice Description	Payment Amount
MCAVOY & MARKHAM ENGINEERING AND SALES. CO.	39394	12/20/2023	16939-1	METERS FOR INVENTORY STOCK - MVU	\$24,276.81
		12/20/2023	16939-2	METERS FOR INVENTORY STOCK - MVU	
Remit to: IRVINE, CA					FYTD: \$24,276.81
MCDANIEL, VIVIANA	246839	12/20/2023	12/11 - 12/13/23	TRAVEL PER DIEM - 2023 FEDERAL GRANT TRAINING	\$146.63
Remit to: MORENO VALLEY, CA					FYTD: \$146.63
MCGRATH RENTCORP AND SUBSIDIARIES	39322	12/13/2023	301266061	TEMPORARY STORAGE UNIT RETURN-LABOR & REPAIR CHARGE	\$125.00
Remit to: SAN FRANCISCO, CA					FYTD: \$1,129.14
MEDINA, ELENA N CHUQUI	39217	12/06/2023	DECEMBER 2023	MOVALEARNS PROGRAM STIPEND-DECEMBER 2023	\$250.00
Remit to: MORENO VALLEY, CA					FYTD: \$1,000.00
MENDOZA, MICHELLE REYES	39218	12/06/2023	DECEMBER 2023	MOVALEARNS PROGRAM STIPEND-DECEMBER 2023	\$250.00
Remit to: MORENO VALLEY, CA					FYTD: \$1,000.00
MENGISTU, YESHIALEM	39395	12/20/2023	NOV. 2023	MILEAGE REIMBURSEMENT - NOVEMBER 2023	\$163.10
Remit to: MORENO VALLEY, CA					FYTD: \$829.24

Attachment: 2023_DecemberPaymentRegister (6515 : DECEMBER PAYMENT REGISTER 2023)



City of Moreno Valley Payment Register

For Period 12/1/2023 through 12/31/2023

CHECKS UNDER \$25,000

<u>Vendor Name</u>	<u>Check/EFT Number</u>	<u>Payment Date</u>	<u>Inv Number</u>	<u>Invoice Description</u>	<u>Payment Amount</u>
MERCHANTS BUILDING MAINTENANCE, LLC.	39219	12/06/2023	752858	POWER WASHING OF WALLS BY TRASH ENCLOSURES, ETC AT SENIOR CENTER	\$966.96
		12/06/2023	765890	BIO CLEANING OF MEN'S RESTROOM AT MAIN LIBRARY ON 9/20/23	
		12/06/2023	770820	OCT 2023 SPECIAL CLEANINGS FOR EVENT RENTALS-SENIOR CENTER	
	39396	12/20/2023	716258	PRESSURE WASHED BACK AREA AT PSB DUE TO SPILLAGE	\$3,220.48
		12/20/2023	726674	SPECIAL CLEANING FOR PRESIDENTS DAY HOLIDAY-COTTONWOOD GOLF CTR.	
		12/20/2023	772371	CARPET CLEANING IN LARGE CONFERENCE ROOM-ANNEX 1 ON 11/2/23	
		12/20/2023	772469	PRESSURE WASHING OF WALKWAYS & EXTERIOR WALLS, ETC. AT PSB	
		12/20/2023	774762	NOV 2023 SPECIAL CLEANINGS FOR EVENT RENTALS-SENIOR CENTER	
		12/20/2023	774770	NOV 2023 SPECIAL CLEANINGS FOR EVENT RENTALS-COTTONWOOD GOLF CTR	
		12/20/2023	774775	NOV 2023 SPECIAL CLEANINGS FOR EVENT RENTALS-TOWNGATE COMM. CTR.	
	12/20/2023	774853	SPECIAL EVENT CLEANING - 12/2/23 SNOW DAY		
Remit to: MONTEREY PARK, CA					FYTD: \$458,492.05

Attachment: 2023_DecemberPaymentRegister (6515 : DECEMBER PAYMENT REGISTER 2023)



City of Moreno Valley
Payment Register
For Period 12/1/2023 through 12/31/2023

CHECKS UNDER \$25,000

Vendor Name	Check/EFT Number	Payment Date	Inv Number	Invoice Description	Payment Amount
MERCHANTS LANDSCAPE SERVICES INC	39220	12/06/2023	62253	LANDSCAPE EXTRA WORK-OCT. 23-INSTALL TREES & PLANTS/PEDRORENA PK	\$15,952.57
		12/06/2023	62254	LANDSCAPE EXTRA WORK-OCT. 23-SPRAY GRASS SEED/TOPPER	
		12/06/2023	62255	LANDSCAPE EXTRA WORK-OCT. 23-REMOVE IVY FROM FENCE/SUNNYMEAD PK.	
		12/06/2023	62256	LANDSCAPE EXTRA WORK-OCT. 23-INSTALL TREES & SHRUBS/AMPHITHEATER	
		12/06/2023	62257	LANDSCAPE EXTRA WORK-OCT. 23-REMOVE SOIL/INSTALL ROCK-AMPHITH.	
		12/06/2023	62258	LANDSCAPE EXTRA WORK-OCT. 23-IRRIG. REPAIRS/NORTH AQUEDUCT	
		12/06/2023	62259	LANDSCAPE EXTRA WORK-OCT. 23-IRRIG. REPAIRS/SOUTH AQUEDUCT A	
		12/06/2023	62272	LANDSCAPE EXTRA WORK-OCT. 23-REMOVE EXISTING/INSTALL NEW PLANTS	
Remit to: MONTEREY PARK, CA					FYTD: \$263,801.09
MIDWEST VETERINARY SUPPLY	39325	12/13/2023	20994961-000	ANIMAL MEDICAL SUPPLIES/VACCINES	\$1,122.23
Remit to: LAKEVILLE, MN					FYTD: \$22,439.11
MISSION LINEN SUPPLY, INC.	39221	12/06/2023	520521683	LINEN RENTAL SERVICES	\$69.27
	39326	12/13/2023	520584179	LINEN RENTAL SERVICES	\$182.60
	39447	12/27/2023	520669137	LINEN RENTAL SERVICES	\$69.27
Remit to: SANTA BARBARA, CA					FYTD: \$3,046.19
MOHAN, BRIAN	39222	12/06/2023	12/13 - 12/15/23	TRAVEL PER DIEM & MILEAGE - 2023 MUNICIPAL FINANCE INSTITUTE	\$227.47
Remit to: MORENO VALLEY, CA					FYTD: \$399.97

Attachment: 2023_DecemberPaymentRegister (6515 : DECEMBER PAYMENT REGISTER 2023)



**City of Moreno Valley
Payment Register
For Period 12/1/2023 through 12/31/2023**

CHECKS UNDER \$25,000

<u>Vendor Name</u>	<u>Check/EFT Number</u>	<u>Payment Date</u>	<u>Inv Number</u>	<u>Invoice Description</u>	<u>Payment Amount</u>
MORENO VALLEY COMMUNITY VET CARE	39397	12/20/2023	NOV. 2023	VETERINARY SERVICES-MV ANIMAL SHELTER/NOVEMBER 2023	\$22,306.54
Remit to: MORENO VALLEY, CA					FYTD: \$140,544.50
MORENO VALLEY FRIENDS OF THE LIBRARY	39448	12/27/2023	NOVEMBER 2023	PASS THROUGH FUNDS 11/1-11/30/23	\$952.00
Remit to: MORENO VALLEY, CA					FYTD: \$6,559.70
MORENO VALLEY MALL HOLDING, LLC	39449	12/27/2023	JAN. 2024 RENT	JANUARY 2024 RENT PAYMENT FOR SP. 2078-M.V. LIBRARY BRANCH	\$6,874.54
Remit to: MORENO VALLEY, CA					FYTD: \$41,247.24
MOTOPOST USA	246767	12/13/2023	1446	UNIFORM ITEMS FOR PD TRAFFIC OFFICER	\$397.11
Remit to: ESCONDIDO, CA					FYTD: \$2,115.99
MPULSE MAINTENANCE SOFTWARE, INC.	39327	12/13/2023	23105917	MPULSE ANNUAL MAINTENANCE RENEWAL 12/16/23-12/15/24	\$7,071.17
Remit to: EUGENE, OR					FYTD: \$7,071.17
MWI ANIMAL HEALTH	246768	12/13/2023	51332884	ANIMAL MEDICAL SUPPLIES/VACCINES	\$1,825.15
Remit to: LOS ANGELES, CA					FYTD: \$2,763.92
NALVARTE, ANASTASIA	39223	12/06/2023	DECEMBER 2023	MOVALEARNS PROGRAM STIPEND-DECEMBER 2023	\$250.00
Remit to: MORENO VALLEY, CA					FYTD: \$1,000.00
NALVARTE, ELVIS	246733	12/06/2023	DECEMBER 2023	MOVALEARNS PROGRAM STIPEND-DECEMBER 2023	\$250.00
Remit to: MORENO VALLEY, CA					FYTD: \$750.00

Attachment: 2023_DecemberPaymentRegister (6515 : DECEMBER PAYMENT REGISTER 2023)



**City of Moreno Valley
Payment Register
For Period 12/1/2023 through 12/31/2023**

CHECKS UNDER \$25,000

<u>Vendor Name</u>	<u>Check/EFT Number</u>	<u>Payment Date</u>	<u>Inv Number</u>	<u>Invoice Description</u>	<u>Payment Amount</u>
NAMEKATA, JAMES	39328	12/13/2023	NOV. 2023	INSTRUCTOR SERVICES - SHITO-RYU KARATE CLASSES	\$778.80
Remit to: RIVERSIDE, CA					<u>FYTD:</u> \$3,157.20
NBS GOVERNMENT FINANCE GROUP	39329	12/13/2023	202312-3615	SD CONSULTING SERVICE (FORMATION OF CFD) NOVEMBER FY 23/24	\$2,093.63
Remit to: TEMECULA, CA					<u>FYTD:</u> \$46,043.63
NETFILE, INC.	39399	12/20/2023	8880	NETFILE SOFTWARE SUBSCRIPTION FOR FPPC 700 FORMS 8/30/23-8/29/24	\$12,250.00
Remit to: FRESNO, CA					<u>FYTD:</u> \$12,250.00
NGUYEN, CLEMENT BA DUONG	39225	12/06/2023	NOV. 2023	INSTRUCTOR SERVICES - VOVINAM MARTIAL ARTS CLASSES	\$588.00
Remit to: BEAUMONT, CA					<u>FYTD:</u> \$3,469.20
NGUYEN, YEN	246799	12/13/2023	R23-175672	ANIMAL SERVICES REFUND S/N DEPOSIT	\$75.00
Remit to: MORENO VALLEY, CA					<u>FYTD:</u> \$75.00
NIELSEN MERKSAMER PARRINELLO GROSS & LEONI, LLP	39330	12/13/2023	264770	LEGAL SERVICES - 2371.010/OCT. 2023	\$14,342.97
		12/13/2023	266946	LEGAL SERVICES - 2371.010/NOV. 2023	
Remit to: SACRAMENTO, CA					<u>FYTD:</u> \$21,260.41
NOBEL SYSTEMS, INC.	39400	12/20/2023	15807	GIS UPDATES FOR MVU ELECTRIC FACILITY	\$16,080.00
		12/20/2023	15808	GIS DATA UPDATES FOR TELECOMMUNICATIONS FACILITY	
		12/20/2023	15809	GIS DATA UPDATES FOR TRANSPORTATION COMMUNICATION FACILITY	
Remit to: REDLANDS, CA					<u>FYTD:</u> \$16,080.00

Attachment: 2023_DecemberPaymentRegister (6515 : DECEMBER PAYMENT REGISTER 2023)



**City of Moreno Valley
Payment Register
For Period 12/1/2023 through 12/31/2023**

CHECKS UNDER \$25,000

<u>Vendor Name</u>	<u>Check/EFT Number</u>	<u>Payment Date</u>	<u>Inv Number</u>	<u>Invoice Description</u>	<u>Payment Amount</u>
NPG INC, DBA GOLDSTAR ASPHALT PRODUCTS	39401	12/20/2023	25720	ROAD AND HIGHWAY BUILDING MATERIALS-MAINT & OPS	\$207.42
	39450	12/27/2023	25099	ROAD AND HIGHWAY BUILDING MATERIALS-MAINT & OPS	\$509.66
		12/27/2023	25464	ROAD AND HIGHWAY BUILDING MATERIALS-MAINT & OPS	
Remit to: PERRIS, CA					<u>FYTD:</u> \$3,034.26
ONTIVEROS, STEPHANIE	39226	12/06/2023	DECEMBER 2023	MOVALEARNS PROGRAM STIPEND-DECEMBER 2023	\$250.00
Remit to: MORENO VALLEY, CA					<u>FYTD:</u> \$1,000.00
OPERATION SAFEHOUSE, INC.	39331	12/13/2023	4 - (OCT. 2023)	CDBG SUBRECIPIENT PAYMENT-EMERGENCY SHELTER FOR YOUTH PROGRAM	\$1,260.62
Remit to: RIVERSIDE, CA					<u>FYTD:</u> \$9,394.70
ORTIZ, CLAUDIA	39227	12/06/2023	DECEMBER 2023	MOVALEARNS PROGRAM STIPEND-DECEMBER 2023	\$250.00
Remit to: MORENO VALLEY, CA					<u>FYTD:</u> \$1,000.00
PACHECO, KAYSHA	39228	12/06/2023	DECEMBER 2023	MOVALEARNS PROGRAM STIPEND-DECEMBER 2023	\$250.00
Remit to: MORENO VALLEY, CA					<u>FYTD:</u> \$1,000.00
PALAU, SHANNA	39229	12/06/2023	12/11 - 12/13/23	TRAVEL PER DIEM & MILEAGE - 2023 FEDERAL GRANT TRAINING	\$201.97
Remit to: MORENO VALLEY, CA					<u>FYTD:</u> \$201.97
PARSONS TRANSPORTATION GROUP, INC.	39230	12/06/2023	2311A447	801 0021 SR60/MORENO BEACH PH 2	\$2,390.03
Remit to: IRVINE, CA					<u>FYTD:</u> \$21,666.91

Attachment: 2023_DecemberPaymentRegister (6515 : DECEMBER PAYMENT REGISTER 2023)



**City of Moreno Valley
Payment Register
For Period 12/1/2023 through 12/31/2023**

CHECKS UNDER \$25,000

<u>Vendor Name</u>	<u>Check/EFT Number</u>	<u>Payment Date</u>	<u>Inv Number</u>	<u>Invoice Description</u>	<u>Payment Amount</u>
PEPE'S TOWING	39332	12/13/2023	93937	EMERGENCY TOWING SERVICES FOR FLEET VEHICLES	\$531.00
		12/13/2023	93943	EVIDENCE TOWING FOR PD	
	39402	12/20/2023	104850	EVIDENCE TOWING FOR PD	\$1,194.25
		12/20/2023	93939	EVIDENCE TOWING FOR PD	
		12/20/2023	93947	EVIDENCE TOWING FOR PD	
	39451	12/27/2023	112911	EVIDENCE TOWING FOR PD	\$356.00
		12/27/2023	93946	EMERGENCY TOWING SERVICES FOR FLEET VEHICLES	
Remit to: MORENO VALLEY, CA					FYTD: \$4,819.25
PERCEPTIVE ENTERPRISES, INC.	39333	12/13/2023	3898	LABOR COMPLIANCE MONITORING SERVICES FOR PCS PROJECTS- NOV. 2023	\$1,425.00
Remit to: LOS ANGELES, CA					FYTD: \$46,631.00
PHILLIPS FEED SERVICE, INC.	39403	12/20/2023	33773247	ANIMAL FOOD FOR M.V. ANIMAL SHELTER	\$1,303.63
Remit to: EASTON, PA					FYTD: \$7,555.45
PINEDA, FILADELFIA	246866	12/27/2023	MVA040041547	REFUND PARKING CITATION FEE - DISMISSED	\$57.50
Remit to: MORENO VALLEY, CA					FYTD: \$57.50
PINS & NEEDLES	246851	12/27/2023	14873	EMBROIDERY FOR VELCRO PATCHES FOR TACTICAL VESTS-CODE/PK RANGERS	\$140.08
Remit to: HEMET, CA					FYTD: \$3,637.12
PLOWMAN, REGGIE	246769	12/13/2023	REIMB. 10/25/23	TRAVEL REIMBURSEMENT - 10/24 & 10/25/23 MILEAGE & PARKING - CALB	\$150.48
Remit to: JURUPA VALLEY, CA					FYTD: \$150.48

Attachment: 2023_DecemberPaymentRegister (6515 : DECEMBER PAYMENT REGISTER 2023)



City of Moreno Valley
Payment Register
 For Period 12/1/2023 through 12/31/2023

CHECKS UNDER \$25,000

<u>Vendor Name</u>	<u>Check/EFT Number</u>	<u>Payment Date</u>	<u>Inv Number</u>	<u>Invoice Description</u>	<u>Payment Amount</u>
POWER SPEAKS LOUDER	39453	12/27/2023	DEC. 14, 2023	MAYOR PRO TEM DELGADO DONATION TO POWER SPEAKS LOUDER	\$500.00
Remit to: MORENO VALLEY, CA					FYTD: \$2,500.00
PRIORIT CONSULTING, LLC	39231	12/06/2023	PC 401	GIS SERVER SUPPORT SERVICES - OCT. 2023	\$900.00
Remit to: REDLANDS, CA					FYTD: \$5,850.00
PROLOGIS	246835	12/20/2023	PA07-0084	REFUND UNDESIG. BALANCE IN T&M ACCT.-CUST# 1081/EUCALYPTUS PROJ.	\$7,326.10
Remit to: CERRITOS, CA					FYTD: \$7,326.10
PTS COMMUNICATIONS INC	39232	12/06/2023	2114322	PAY PHONE SERVICES-DEC. 2023	\$133.00
Remit to: SAN RAMON, CA					FYTD: \$843.27
QUADIENT LEASING USA, INC.	39334	12/13/2023	Q1043211	MAIL MACHINE LEASE FEES	\$1,193.55
Remit to: DALLAS, TX					FYTD: \$3,580.65
QUINONEZ, MARLENE	39233	12/06/2023	DECEMBER 2023	MOVALEARNS PROGRAM STIPEND-DECEMBER 2023	\$250.00
Remit to: MORENO VALLEY, CA					FYTD: \$1,000.00
RAMOS, AMY MICHELLE	246867	12/27/2023	MVA010033945	REFUND PARKING CITATION FEE - DISMISSED	\$57.50
Remit to: RIALTO, CA					FYTD: \$57.50
RAMOS, GUADALUPE	39234	12/06/2023	DECEMBER 2023	MOVALEARNS PROGRAM STIPEND-DECEMBER 2023	\$250.00
Remit to: MORENO VALLEY, CA					FYTD: \$1,000.00
RAMOS, KARLA	39235	12/06/2023	DECEMBER 2023	MOVALEARNS PROGRAM STIPEND-DECEMBER 2023	\$250.00
Remit to: MORENO VALLEY, CA					FYTD: \$1,000.00

Attachment: 2023_DecemberPaymentRegister (6515 : DECEMBER PAYMENT REGISTER 2023)



City of Moreno Valley
Payment Register
For Period 12/1/2023 through 12/31/2023

CHECKS UNDER \$25,000

<u>Vendor Name</u>	<u>Check/EFT Number</u>	<u>Payment Date</u>	<u>Inv Number</u>	<u>Invoice Description</u>	<u>Payment Amount</u>
RAMOS, ROBERTO	39236	12/06/2023	NOV. 2023	INSTRUCTOR SERVICES-AMAZING MARTIAL ARTS & TAE KWON DO CLASSES	\$905.10
Remit to: MORENO VALLEY, CA					<u>FYTD:</u> \$6,920.20
RAY, ADELE	246800	12/13/2023	R23-178265	ANIMAL SERVICES REFUND S/N DEPOSIT	\$75.00
Remit to: HIGHLAND, CA					<u>FYTD:</u> \$75.00
RD MOVAL LLC dba HIGHER GROUND - MORENO VALLEY	246745	12/06/2023	REFUND_11/14/23	REFUND FOR OVERPAYMENT OF ANNUAL REGULATORY PERMIT	\$1,000.00
Remit to: MORENO VALLEY, CA					<u>FYTD:</u> \$1,000.00

Attachment: 2023_DecemberPaymentRegister (6515 : DECEMBER PAYMENT REGISTER 2023)



City of Moreno Valley Payment Register

For Period 12/1/2023 through 12/31/2023

CHECKS UNDER \$25,000

<u>Vendor Name</u>	<u>Check/EFT Number</u>	<u>Payment Date</u>	<u>Inv Number</u>	<u>Invoice Description</u>	<u>Payment Amount</u>
READY REFRESH BY NESTLE	39336	12/13/2023	03K6703657388	WATER DISPENSER UNIT RENTAL-FIRE STATION 58	\$922.01
		12/13/2023	03K6703657389	WATER DISPENSER UNIT RENTAL-FIRE STATION 99	
		12/13/2023	03K6703657393	WATER DISPENSER UNIT RENTAL-ANIMAL SHELTER	
		12/13/2023	03K6703657396	WATER DISPENSER UNIT RENTAL-ANIMAL SHELTER	
		12/13/2023	03K6703657399	WATER DISPENSER UNIT RENTAL-FIRE STATION 6	
		12/13/2023	03K6703657401	WATER DISPENSER UNIT RENTAL-SENIOR CENTER	
		12/13/2023	03K6703657403	WATER DISPENSER UNIT RENTAL-FIRE STATION 48	
		12/13/2023	03K6703657407	WATER DISPENSER UNIT RENTAL-CRC	
		12/13/2023	03K6703657409	WATER DISPENSER UNIT RENTAL-ANNEX 1	
		12/13/2023	03K6703657410	WATER DISPENSER UNIT RENTAL-ANNEX 1	
		12/13/2023	03K6703657413	WATER DISPENSER UNITS (3) RENTAL-BERC	
		12/13/2023	03K6703658235	WATER DISPENSER UNIT RENTAL-PUBLIC SAFETY BUILDING	
		12/13/2023	03K6703658237	WATER DISPENSER UNIT RENTAL-PUBLIC SAFETY BUILDING	
		12/13/2023	03K6703658271	WATER DISPENSER UNIT RENTAL-CITY YARD SANTIAGO OFFICE	
		12/13/2023	03K6703658273	WATER DISPENSER UNIT RENTAL-FIRE STATION 91	
		12/13/2023	03K6703658274	WATER DISPENSER UNIT RENTAL-MAIN LIBRARY	
		12/13/2023	03K6703660049	WATER DISPENSER UNIT RENTAL-CITY HALL PW AREA	
		12/13/2023	03K6703660050	WATER DISPENSER UNIT RENTAL-CITY HALL DEV SVCS AREA	
		12/13/2023	03K6703660052	WATER DISPENSER UNIT RENTAL-CITY HALL LOBBY	
		12/13/2023	03K6703660053	WATER DISPENSER UNIT RENTAL-CITY HALL CITY CLERK AREA	
		12/13/2023	03K6703660054	WATER DISPENSER UNIT RENTAL-CITY HALL COUNCIL CHAMBER	
		12/13/2023	03K6703660056	WATER DISPENSER UNIT RENTAL-CITY HALL BREAKROOM	
		12/13/2023	03K6703660057	WATER DISPENSER UNIT RENTAL-CITY YARD	
		12/13/2023	03K6703660060	WATER DISPENSER UNIT RENTAL-RAINBOW RIDGE	
		12/13/2023	03K6703686057	WATER DISPENSER UNIT RENTAL-EOC	
		12/13/2023	03K6703686058	WATER DISPENSER UNIT RENTAL-VAL VERDE (RED MAPLE) SITE	
		12/13/2023	03K6705245066	WATER DISPENSER UNIT RENTAL-PUBLIC SAFETY BUILDING	
		12/13/2023	03K6706250063	WATER DISPENSER UNIT RENTAL-FIRE STATION 65	
		12/13/2023	03K6706250064	WATER DISPENSER UNIT RENTAL-FIRE STATION 2	

Attachment: 2023_DecemberPaymentRegister (6515 : DECEMBER PAYMENT REGISTER 2023)



City of Moreno Valley
Payment Register
For Period 12/1/2023 through 12/31/2023

CHECKS UNDER \$25,000

Vendor Name	Check/EFT Number	Payment Date	Inv Number	Invoice Description	Payment Amount
READY REFRESH BY NESTLE	39454	12/27/2023	0316703660052/FC	WATER DISPENSER UNIT FILTER CLEANING SERVICE-CITY HALL/LOBBY	\$139.98
		12/27/2023	0316706250063/FC	WATER DISPENSER UNIT FILTER CLEANING SERVICE-FIRE STATION 65	
Remit to: LOUISVILLE, KY					FYTD: \$7,748.46
REGALADO, BLANCA E	39337	12/13/2023	NOV. 2023	INSTRUCTOR SERVICES-FOLKLORIC DANCE ADULT & YOUTH CLASSES	\$676.80
Remit to: LAKE ELSINORE, CA					FYTD: \$4,272.00
REICHMAN-KARTEN-SWORD, INC	39338	12/13/2023	Y4782	RESEARCH & CONSULTING SERVICES-MVU PORTAL EVAL INTERCEPT SURVEY	\$9,850.00
Remit to: BREWSTER, NY					FYTD: \$9,850.00
RENZ, ASHLEIGH	39404	12/20/2023	FALL 2023 - 2	TUITION/EMPLOYEE EDUCATION REIMBURSEMENT	\$993.00
Remit to: MORENO VALLEY, CA					FYTD: \$2,979.00
RHYTHM TECH PRODUCTIONS, LLC	39237	12/06/2023	1173	EQUIPMENT AND LABOR/DELIVERY SERVICES FOR FUN COLOR RUN EVENT	\$4,886.25
	39339	12/13/2023	1215	AUDIO/VISUAL & LIGHTING EQUIPMENT/LABOR FOR TREE LIGHTING EVENT	\$8,684.50
		12/13/2023	1235	AUDIO & VIDEO SERVICES & LAPTOP FOR 11/14/23 RENTAL EVENT	
		12/13/2023	1253	SOUND ENGINEER & AV TECH SERVICES FOR SNOW DAY EVENT 12/02/23	
39405	12/20/2023	1146	START & FINISH BANNERS FOR COLOR FUN RUN	\$1,319.94	
	12/20/2023	1216	ADDITIONAL START/FINISH BANNER FOR COLOR FUN RUN		
Remit to: COLTON, CA					FYTD: \$40,676.94

Attachment: 2023_DecemberPaymentRegister (6515 : DECEMBER PAYMENT REGISTER 2023)



**City of Moreno Valley
Payment Register
For Period 12/1/2023 through 12/31/2023**

CHECKS UNDER \$25,000

<u>Vendor Name</u>	<u>Check/EFT Number</u>	<u>Payment Date</u>	<u>Inv Number</u>	<u>Invoice Description</u>	<u>Payment Amount</u>
RIVAS, BRYAN	246789	12/13/2023	FALL 2023 MAPPED	MAPPED 2023 INTERN STIPEND	\$500.00
Remit to: MORENO VALLEY, CA					<u>FYTD:</u> \$500.00
RIVERSIDE AREA RAPE CRISIS CENTER	39238	12/06/2023	04 - OCT. 2023	CDBG SUBRECIPIENT PAYMENT-BUILDING SAFE COMMUNITIES PROGRAM	\$820.57
Remit to: RIVERSIDE, CA					<u>FYTD:</u> \$9,042.92
RIVERSIDE COUNTY ASSESSOR - CLERK-RECORDER	246734	12/06/2023	RCPT. 23-298029	RELEASE - DOC# 2023-0315803 / CODE	\$20.00
Remit to: RIVERSIDE, CA					<u>FYTD:</u> \$60.00
RIVERSIDE COUNTY SHERIFF-PSEC UNIT	246770	12/13/2023	PE0000001347	PSEC RADIO SUBSCRIPTIONS-OEM 10/1-10/31/23	\$54.74
	246852	12/27/2023	PE0000001411	PSEC RADIO SUBSCRIPTIONS-CODE 11/1-11/30/23	\$1,231.44
		12/27/2023	PE0000001412	PSEC RADIO SUBSCRIPTIONS-PARK RANGERS 11/1-11/30/23	
Remit to: RIVERSIDE, CA					<u>FYTD:</u> \$7,366.66
RIVERSIDE UNIVERSITY HEALTH SYSTEMS - MEDICAL CTR	39340	12/13/2023	RSO-MV 2023-11	SART EXAMS - NOVEMBER 2023	\$3,600.00
Remit to: MORENO VALLEY, CA					<u>FYTD:</u> \$30,000.00
ROADPOST USA INC DBA BLUECOSMO	39341	12/13/2023	BU01626553	SATELLITE PHONE SERVICE PLAN-FIRE	\$1,339.00
Remit to: SEATTLE, WA					<u>FYTD:</u> \$6,695.00
RODRIGUEZ, JULIO	246868	12/27/2023	MVA030033556	REFUND PARKING CITATION FEE - DUPLICATE PAYMENT	\$57.50
Remit to: MORENO VALLEY, CA					<u>FYTD:</u> \$57.50

Attachment: 2023_DecemberPaymentRegister (6515 : DECEMBER PAYMENT REGISTER 2023)



City of Moreno Valley
Payment Register
For Period 12/1/2023 through 12/31/2023

CHECKS UNDER \$25,000

<u>Vendor Name</u>	<u>Check/EFT Number</u>	<u>Payment Date</u>	<u>Inv Number</u>	<u>Invoice Description</u>	<u>Payment Amount</u>
RODRIGUEZ, MARTA	246735	12/06/2023	12/12 - 12/15/23	TRAVEL PER DIEM & MILEAGE - 2023 CITY CLERKS NEW LAW & ELECT SEM	\$264.66
Remit to: MORENO VALLEY, CA					FYTD: \$264.66
ROGERS, ANDERSON, MALODY & SCOTT, LLP	39342	12/13/2023	73611	AUDIT SERVICES FOR FY ENDING 6/30/23 - SEP 2023 PROGRESS BILLING	\$20,350.00
	39455	12/27/2023	73985	AUDIT SERVICES FOR FY ENDING 6/30/23 - NOV 2023 PROGRESS BILLING	\$20,250.00
Remit to: SAN BERNARDINO, CA					FYTD: \$61,950.00
ROMERO, ANDREW	39239	12/06/2023	DECEMBER 2023	MOVALEARNS PROGRAM STIPEND-DECEMBER 2023	\$250.00
Remit to: MORENO VALLEY, CA					FYTD: \$1,000.00
ROMERO, FATIMA	39240	12/06/2023	DECEMBER 2023	MOVALEARNS PROGRAM STIPEND-DECEMBER 2023	\$250.00
Remit to: MORENO VALLEY, CA					FYTD: \$1,000.00
ROSEMARIE BURTON DBA BURTON FAMILY CHILD CARE	39242	12/06/2023	11/16/23	HIRE A MOVAL GRAD INCENTIVE PROGRAM PARTICIPATION	\$2,000.00
Remit to: MORENO VALLEY, CA					FYTD: \$2,000.00
ROSS, MICHAEL	246836	12/20/2023	R23-178538	ANIMAL SERVICES REFUND S/N DEPOSIT	\$75.00
Remit to: NEWBURY PARK, CA					FYTD: \$75.00
ROWLETT, AARON	246790	12/13/2023	FALL 2023 MAPPED	MAPPED 2023 INTERN STIPEND	\$500.00
Remit to: MORENO VALLEY, CA					FYTD: \$500.00
RS CONSTRUCTION SERVICES	39343	12/13/2023	2023-244	ROOF LEAK REPAIR-SENIOR CENTER	\$2,650.00
Remit to: ONTARIO, CA					FYTD: \$19,270.00

Attachment: 2023_DecemberPaymentRegister (6515 : DECEMBER PAYMENT REGISTER 2023)



City of Moreno Valley
Payment Register
For Period 12/1/2023 through 12/31/2023

CHECKS UNDER \$25,000

Vendor Name	Check/EFT Number	Payment Date	Inv Number	Invoice Description	Payment Amount
RUIZ, JASSON	39243	12/06/2023	DECEMBER 2023	MOVALEARNS PROGRAM STIPEND-DECEMBER 2023	\$250.00
Remit to: MORENO VALLEY, CA					FYTD: \$1,000.00
RUNNING GECKO COMMUNICATIONS, LLC.	39344	12/13/2023	2023-7-1-7	COMMUNICATION SERVICES 11/19-12/02/23	\$2,665.00
	39456	12/27/2023	2023-7-1-8	COMMUNICATION SERVICES 12/03-12/10/23	\$5,070.00
		12/27/2023	2023-7-1-9	COMMUNICATION SERVICES 12/11-12/17/23	
Remit to: TUSTIN, CA					FYTD: \$15,665.00
SAFEWAY SIGN CO.	39244	12/06/2023	55811	TRAFFIC SIGNS/HARDWARE	\$1,677.67
	39345	12/13/2023	55841	BEAUTIFY MOVAL ADOPTION ALUMINUM PLAQUES	\$318.72
Remit to: ADELANTO, CA					FYTD: \$29,086.16
SAHAGUN, ARACELI	39346	12/13/2023	FALL 2023	TUITION/EMPLOYEE EDUCATION REIMBURSEMENT	\$585.00
Remit to: MORENO VALLEY, CA					FYTD: \$1,170.00
SAN DIEGO ICE COMPANY, INC.	39347	12/13/2023	00-315298	40 TONS OF SNOW FOR 2023 SNOW DAYS	\$23,999.80
		12/13/2023	00-315299	70 TONS OF SNOW FOR 2023 SNOW DAYS	
Remit to: SAN DIEGO, CA					FYTD: \$23,999.80
SANCHES, MICHAEL	246837	12/20/2023	R23-178969	ANIMAL SERVICES REFUND S/N AND RAB DEP	\$95.00
Remit to: MORENO VALLEY, CA					FYTD: \$95.00
SANCHEZ, ANTONIO	246746	12/06/2023	MVU-40-550A	REFUND FOR PAYMENT OF WA 40-550A (GARAGE CONV. TO ADU)	\$736.97
Remit to: MORENO VALLEY, CA					FYTD: \$736.97
SANDOVAL, ALEJANDRA	39245	12/06/2023	DECEMBER 2023	MOVALEARNS PROGRAM STIPEND-DECEMBER 2023	\$250.00
Remit to: MORENO VALLEY, CA					FYTD: \$1,000.00

Attachment: 2023_DecemberPaymentRegister (6515 : DECEMBER PAYMENT REGISTER 2023)



**City of Moreno Valley
Payment Register
For Period 12/1/2023 through 12/31/2023**

CHECKS UNDER \$25,000

<u>Vendor Name</u>	<u>Check/EFT Number</u>	<u>Payment Date</u>	<u>Inv Number</u>	<u>Invoice Description</u>	<u>Payment Amount</u>
SANTIAGO, RUTH JACQUELINE	39246	12/06/2023	DECEMBER 2023	MOVALEARNS PROGRAM STIPEND-DECEMBER 2023	\$250.00
Remit to: MORENO VALLEY, CA					FYTD: \$1,000.00
SC COMMERCIAL LLC DBA SC FUELS	39348	12/13/2023	2530579-IN	FUEL FOR CITY VEHICLES & EQUIPMENT	\$3,916.54
	39457	12/27/2023	2536270-IN	FUEL FOR CITY VEHICLES & EQUIPMENT	\$10,510.69
		12/27/2023	2539107-IN	FUEL FOR CITY VEHICLES & EQUIPMENT	
		12/27/2023	2541111-IN	FUEL FOR CITY VEHICLES & EQUIPMENT	
Remit to: ORANGE, CA					FYTD: \$334,922.14
SCI FRANCHISE HOLDINGS INC DBA CRIME SCENE STERICL	246810	12/20/2023	90	BIO HAZARD REMOVAL SERVICE	\$850.00
	246845	12/27/2023	109	BIO HAZARD REMOVAL SERVICE	\$850.00
Remit to: RANCHO CUCAMONGA, CA					FYTD: \$5,300.00
SCOTT, DANA E	39349	12/13/2023	REIMB. 10/24/23	TRAVEL REIMBURSEMENT - 10/23 & 10/24/23 MILEAGE & PARKING - CALB	\$150.48
Remit to: MORENO VALLEY, CA					FYTD: \$150.48
SECURITY SIGNAL DEVICES, INC. DBA SSD ALARM	39248	12/06/2023	R-00485518	ALARM SYSTEM SERVICES FOR MOVAL & KITCHING SUBSTATIONS-DEC. 2023	\$515.47
	39458	12/27/2023	R-00489244	ALARM SYSTEM SERVICES FOR MOVAL & KITCHING SUBSTATIONS-JAN. 2024	\$571.05
Remit to: ANAHEIM, CA					FYTD: \$3,663.87
SERRANO, JOSE	246869	12/27/2023	MVA030031497	REFUND PARKING CITATION FEE - DISMISSED	\$57.50
Remit to: MORENO VALLEY, CA					FYTD: \$57.50

Attachment: 2023_DecemberPaymentRegister (6515 : DECEMBER PAYMENT REGISTER 2023)



**City of Moreno Valley
Payment Register
For Period 12/1/2023 through 12/31/2023**

CHECKS UNDER \$25,000

<u>Vendor Name</u>	<u>Check/EFT Number</u>	<u>Payment Date</u>	<u>Inv Number</u>	<u>Invoice Description</u>	<u>Payment Amount</u>
SHERGILL, PREET	246870	12/27/2023	BFC22-0035.D002	REFUND PLAN CHECK FEES-APPLICATION VOIDED-24865 IRIS	\$655.40
Remit to: MORENO VALLEY, CA					FYTD: \$655.40
SHUSTER ADVISORY GROUP, LLC	39350	12/13/2023	4183	ADVISORY FEE 457(B) - FIDUCIARY SERVICES OCT. 2023	\$2,666.67
Remit to: PASADENA, CA					FYTD: \$10,666.68
SIMMONS, DESTINY	39249	12/06/2023	DECEMBER 2023	MOVALEARNS PROGRAM STIPEND-DECEMBER 2023	\$250.00
Remit to: MORENO VALLEY, CA					FYTD: \$1,000.00
SKY PUBLISHING	39352	12/13/2023	23_5_463	1/2 PAGE SHOP MOVAL AD-YOUR VILLA MAGAZINE/2023 ISSUE 4	\$1,050.00
Remit to: MORENO VALLEY, CA					FYTD: \$5,100.00
SMITH, RITA	39250	12/06/2023	DECEMBER 2023	MOVALEARNS PROGRAM STIPEND-DECEMBER 2023	\$250.00
Remit to: MORENO VALLEY, CA					FYTD: \$1,000.00
SOLIS, JORGE	246801	12/13/2023	R23-178058	ANIMAL SERVICES REFUND S/N AND RAB DEP	\$95.00
Remit to: REDLANDS, CA					FYTD: \$95.00
SOUTHERN CALIFORNIA EDISON	246736	12/06/2023	NOV-23 12/6/23	ELECTRICITY CHARGES	\$13,869.41
	246821	12/20/2023	NOV-23 12/20/23	ELECTRICITY CHARGES	\$7,656.48
	246853	12/27/2023	395913224/NOV-23	ELECTRICITY CHARGES	\$9,779.46
		12/27/2023	NOV-23 12/27/23	ELECTRICITY CHARGES	
Remit to: ROSEMEAD, CA					FYTD: \$1,337,854.30
SOUTHERN CALIFORNIA GAS CO.	246822	12/20/2023	NOV-2023	GAS CHARGES	\$8,518.11
	246823	12/20/2023	06932310219-NOV	GAS CHARGES - ACCT# 069 323 1021 9/UFO-NOV. 2023	\$23.80
Remit to: MONTEREY PARK, CA					FYTD: \$24,617.15

Attachment: 2023_DecemberPaymentRegister (6515 : DECEMBER PAYMENT REGISTER 2023)



**City of Moreno Valley
Payment Register
For Period 12/1/2023 through 12/31/2023**

CHECKS UNDER \$25,000

<u>Vendor Name</u>	<u>Check/EFT Number</u>	<u>Payment Date</u>	<u>Inv Number</u>	<u>Invoice Description</u>	<u>Payment Amount</u>
SPARKLETTS	39251	12/06/2023	6435574 112423	BOTTLED WATER SERVICE FOR CITY YARD	\$285.57
Remit to: DALLAS, TX					<u>FYTD:</u> \$1,751.16
STAFFORD-SMITH, INC	39459	12/27/2023	5068186	NEW ICE MACHINE & BIN-FIRE STATION 2	\$4,633.12
Remit to: KALAMAZOO, MI					<u>FYTD:</u> \$9,554.91
STANDARD INSURANCE CO	246773	12/13/2023	231201	EMPLOYEE SUPPLEMENTAL INSURANCE	\$1,534.22
Remit to: PORTLAND, OR					<u>FYTD:</u> \$10,797.74
STATE BOARD OF EQUALIZATION 1	39464	12/26/2023	113023	SALES & USE TAX REPORT FOR 11/1-11/30/23	\$1,068.00
Remit to: SACRAMENTO, CA					<u>FYTD:</u> \$12,513.00
STATE OF CALIFORNIA DEPT. OF JUSTICE	246855	12/27/2023	699187	LIVE SCAN FINGERPRINTING APPS FOR PD-NOV. 2023	\$1,095.00
Remit to: SACRAMENTO, CA					<u>FYTD:</u> \$18,336.00
STEVEN B. QUINTANILLA A PROFESSIONAL CORPORATION	39353	12/13/2023	OCT-23/MILLER	SPECIAL COUNSEL LITIGATION SVCS-MILLER STARR REG. 10/01-10/31/23	\$6,007.50
Remit to: PALM SPRINGS, CA					<u>FYTD:</u> \$900,537.04
STEVEN PERRY PROFESSIONAL PHOTOGRAPHY	39354	12/13/2023	231205.1	PHOTOGRAPHY SERVICES 12/02/23 - HOLIDAY SNOW DAY 2023 EVENT	\$1,247.50
		12/13/2023	231205.2	PHOTOGRAPHY SERVICES 12/02/23 - HOLIDAY TREE LIGHTING EVENT	
		12/13/2023	231206.1	PHOTOGRAPHY SERVICES 12/06/23 - M.V. EMPLOYEE LUNCHEON	
	39460	12/27/2023	231208.1	PHOTOGRAPHY SERVICES 12/08/23 - ANIMAL CONTROL PHOTOS	\$156.25
Remit to: MORENO VALLEY, CA					<u>FYTD:</u> \$13,006.25

Attachment: 2023_DecemberPaymentRegister (6515 : DECEMBER PAYMENT REGISTER 2023)



City of Moreno Valley
Payment Register
For Period 12/1/2023 through 12/31/2023

CHECKS UNDER \$25,000

Vendor Name	Check/EFT Number	Payment Date	Inv Number	Invoice Description	Payment Amount
STIER, PATRICIA	246802	12/13/2023	R23-177043	ANIMAL SERVICES REFUND S/N DEPOSIT	\$75.00
Remit to: VICTORVILLE, CA					FYTD: \$75.00
STILES ANIMAL REMOVAL, INC.	246774	12/13/2023	3901	DECEASED LARGE ANIMAL REMOVAL SERVICES-NOV. 2023	\$2,470.00
Remit to: GUAISTI, CA					FYTD: \$15,465.00
SUNNYMEAD ACE HARDWARE	246775	12/13/2023	100304	MISC. SUPPLIES FOR FIRE STATION 48	\$51.15
		12/13/2023	100316	MISC. SUPPLIES FOR PD - KEYS	
		12/13/2023	100443	MISC. SUPPLIES FOR PD	
		12/13/2023	100471	MISC. SUPPLIES FOR PD - KEYS	
		12/20/2023	100542	MISC. SUPPLIES FOR PD	\$69.13
Remit to: MORENO VALLEY, CA					FYTD: \$1,993.32
SUPERIOR READY MIX CONCRETE	246737	12/06/2023	387827	CONCRETE MAINTENANCE MATERIALS - 801 0091	\$7,981.61
		12/06/2023	390364	CONCRETE MAINTENANCE MATERIALS - 801 0091	
		12/06/2023	390747	CONCRETE MAINTENANCE MATERIALS - 801 0091	
		12/06/2023	392049	CONCRETE MAINTENANCE MATERIALS - 801 0091	
		12/06/2023	392260	CONCRETE MAINTENANCE MATERIALS - 801 0091	
		12/06/2023	392603	CONCRETE MAINTENANCE MATERIALS - 801 0091	
		12/06/2023	393227	CONCRETE MAINTENANCE MATERIALS - 801 0091	
		12/27/2023	388122	CONCRETE MAINTENANCE MATERIALS - 801 0091	\$5,112.39
		12/27/2023	388414	CONCRETE MAINTENANCE MATERIALS - 801 0091	
		12/27/2023	394558	CONCRETE MAINTENANCE MATERIALS - 801 0091	
		12/27/2023	394693	CONCRETE MAINTENANCE MATERIALS - 801 0091	
Remit to: ESCONDIDO, CA					FYTD: \$53,317.41
SWINSON, RACHEL	246871	12/27/2023	MVA040040023	REFUND PARKING CITATION FEE - PENALTY WAIVED	\$57.50
Remit to: MORENO VALLEY, CA					FYTD: \$57.50

Attachment: 2023_DecemberPaymentRegister (6515 : DECEMBER PAYMENT REGISTER 2023)



City of Moreno Valley
Payment Register
For Period 12/1/2023 through 12/31/2023

CHECKS UNDER \$25,000

Vendor Name	Check/EFT Number	Payment Date	Inv Number	Invoice Description	Payment Amount
TARGET SPECIALTY PRODUCTS	246738	12/06/2023	INVP501314340	CAL-CM GYPSUM FAIRWAY GRADE FERTILIZER	\$1,822.14
Remit to: READING, PA					FYTD: \$9,891.44
TAYLOR, ALYSHA MARIE	39252	12/06/2023	DECEMBER 2023	MOVALEARNS PROGRAM STIPEND-DECEMBER 2023	\$250.00
Remit to: MORENO VALLEY, CA					FYTD: \$1,000.00
TAYLOR, TIARA	39253	12/06/2023	DECEMBER 2023	MOVALEARNS PROGRAM STIPEND-DECEMBER 2023	\$250.00
Remit to: MORENO VALLEY, CA					FYTD: \$1,000.00
THE ADVANTAGE GROUP/ FLEX ADVANTAGE	39355	12/13/2023	165106	FLEX AND COBRA ADMIN FEES-NOV. 2023	\$1,586.05
Remit to: TEMECULA, CA					FYTD: \$308,140.39
THE CUPCAKE & ESPRESSO BAR	246776	12/13/2023	9872-112	CATERING FOR EMPLOYEE EVENT-12/06/23	\$5,499.56
Remit to: MORENO VALLEY, CA					FYTD: \$5,499.56
THE ECOHERO SHOW LLC	39410	12/20/2023	2405	THE ECOHERO SHOW SCHOOL OUTREACH ASSEMBLIES-OCTOBER 2023	\$1,200.00
Remit to: FRESNO, CA					FYTD: \$1,200.00
THE HOME DEPOT	246872	12/27/2023	BOC23-0269	REFUND CANCELLED PERMIT FEE-15331 AVENIDA DE PORTUGAL	\$194.08
Remit to: SAN DIEGO, CA					FYTD: \$2,372.80
THOMPSON COBURN LLP	39257	12/06/2023	3638216	LEGAL SERVICES-MVU/RELIABILITY STANDARD COMPLIANCE/OCT. 2023	\$122.09
Remit to: WASHINGTON, DC					FYTD: \$325.08

Attachment: 2023_DecemberPaymentRegister (6515 : DECEMBER PAYMENT REGISTER 2023)



City of Moreno Valley
Payment Register
For Period 12/1/2023 through 12/31/2023

CHECKS UNDER \$25,000

Vendor Name	Check/EFT Number	Payment Date	Inv Number	Invoice Description	Payment Amount
THOMSON REUTERS-WEST PUBLISHING CORP.	39356	12/13/2023	849366106	AUTO TRACK SERVICES FOR PD INVESTIGATIONS-NOV. 2023	\$1,450.56
Remit to: CAROL STREAM, IL					FYTD: \$8,703.36
TITAN RENTAL GROUP, INC.	246777	12/13/2023	RES# 45375-FINAL	RENTAL OF STAGE, CHAIRS, BENCHES, ETC. FOR TREE LIGHTING EVENT	\$2,341.35
Remit to: MORENO VALLEY, CA					FYTD: \$9,951.84
T-MOBILE USA, INC.	246857	12/27/2023	9554062900	CELLULAR TECHNOLOGY EXTRACTION/LOCATOR SERVICES FOR PD	\$25.00
Remit to: SEATTLE, WA					FYTD: \$1,275.00
TOUCH OF SOUL	39357	12/13/2023	NOV. 2023	INSTRUCTOR SERVICES - SOUL LINE DANCING CLASS	\$103.20
	39411	12/20/2023	NOV. 2023 - 2	INSTRUCTOR SERVICES - ADDTL. DUE FOR SOUL LINE DANCING CLASSES	\$335.40
Remit to: MORENO VALLEY, CA					FYTD: \$2,580.00
TOWNSEND PUBLIC AFFAIRS, INC.	39412	12/20/2023	20834	CONSULTING SERVICES-LOBBYIST/ADVOCATE & GRANT WRITING-DEC. 2023	\$6,250.00
	39461	12/27/2023	20132	CONSULTING SERVICES-LOBBYIST/ADVOCATE & GRANT WRITING-JUL. 2023	\$4,000.00
Remit to: NEWPORT BEACH, CA					FYTD: \$28,500.00
TRICHE, TARA	39258	12/06/2023	NOV. 2023	INSTRUCTOR SERVICES - BALLET & DANCE EXPLORATION CLASSES	\$1,360.80
Remit to: MORENO VALLEY, CA					FYTD: \$8,472.60
TRU PWR CA LLC	246873	12/27/2023	BON23-1638	REFUND CANCELLED PERMIT FEE-12261 CHAMPLAIN	\$140.56
	246874	12/27/2023	BOE23-0893	REFUND CANCELLED PERMIT FEES-12261 CHAMPLAIN	\$191.52
Remit to: MENIFEE, CA					FYTD: \$595.12

Attachment: 2023_DecemberPaymentRegister (6515 : DECEMBER PAYMENT REGISTER 2023)



**City of Moreno Valley
Payment Register
For Period 12/1/2023 through 12/31/2023**

CHECKS UNDER \$25,000

<u>Vendor Name</u>	<u>Check/EFT Number</u>	<u>Payment Date</u>	<u>Inv Number</u>	<u>Invoice Description</u>	<u>Payment Amount</u>
TRUJILLO, ANTHONY	246838	12/20/2023	01200000	THEE CHAMPAGNE BAND-LIVE ENTERTAINMENT M.V. SENIOR CTR. 12/21/23	\$1,200.00
Remit to: PALM DESERT, CA					<u>FYTD:</u> \$1,200.00
TSG ENTERPRISES, INC. DBA THE SOLIS GROUP	39358	12/13/2023	11993	803 0053 PUBLIC SAFETY BLDG. HVAC REPLACEMENT PYMT #1	\$2,003.00
Remit to: PASADENA, CA					<u>FYTD:</u> \$70,426.00
TUITA, BRENDA	246747	12/06/2023	2003752.047	DEPOSIT REFUND- SENIOR CTR.	\$340.00
Remit to: HEMET, CA					<u>FYTD:</u> \$340.00
U.S. BANK NA	39259	12/06/2023	14018939	INVESTMENT CUSTODIAL SERVICES-OCT. 2023	\$885.00
Remit to: ST. PAUL, MN					<u>FYTD:</u> \$5,670.00
ULINE, INC.	39359	12/13/2023	170690276	4-DRAWER CABINET (4), 3-DRAWER CABINET (2), & (1) PNEUMATIC DESK	\$6,933.74
Remit to: PLEASANT PRAIRIE, WI					<u>FYTD:</u> \$8,446.09
ULTRASERV AUTOMATED SERVICES, LLC	39360	12/13/2023	265697	COFFEE SERVICE SUPPLIES-ANNEX 1	\$471.69
		12/13/2023	265829	COFFEE SERVICE SUPPLIES-ANIMAL SHELTER	
		12/13/2023	265830	COFFEE SERVICE SUPPLIES-CITY HALL/PUBLIC WORKS LOCATION	
Remit to: COSTA MESA, CA					<u>FYTD:</u> \$7,084.11
UNITED ROTARY BRUSH CORP	39260	12/06/2023	CI305777	STREET SWEEPER BRUSHES & ACCESSORIES	\$912.85
		12/20/2023	CI305520	STREET SWEEPER BRUSHES & ACCESSORIES	\$2,328.43
			CI306171	STREET SWEEPER BRUSHES & ACCESSORIES	
			CI306433	STREET SWEEPER BRUSHES & ACCESSORIES	
Remit to: DALLAS, TX					<u>FYTD:</u> \$29,828.52

Attachment: 2023_DecemberPaymentRegister (6515 : DECEMBER PAYMENT REGISTER 2023)



**City of Moreno Valley
Payment Register
For Period 12/1/2023 through 12/31/2023**

CHECKS UNDER \$25,000

<u>Vendor Name</u>	<u>Check/EFT Number</u>	<u>Payment Date</u>	<u>Inv Number</u>	<u>Invoice Description</u>	<u>Payment Amount</u>
UNITED SITE SERVICES OF CA, INC.	39261	12/06/2023	114-13742324	FENCE RENTAL AT ANIMAL SHELTER 11/16-12/13/23	\$106.40
Remit to: DALLAS, TX					<u>FYTD:</u> \$638.40
VAL VERDE UNIFIED SCHOOL DISTRICT	246826	12/20/2023	ORDER: 7581	STAFF RECOGNITION AWARDS	\$490.00
Remit to: PERRIS, CA					<u>FYTD:</u> \$490.00
VALDOVINOS, LUPITA	39262	12/06/2023	DECEMBER 2023	MOVALEARNS PROGRAM STIPEND-DECEMBER 2023	\$250.00
Remit to: MORENO VALLEY, CA					<u>FYTD:</u> \$1,000.00
VALLEY WIDE TOWING, LLC	39462	12/27/2023	23-14284	EVIDENCE TOWING FOR PD	\$1,475.25
		12/27/2023	23-14344	EVIDENCE TOWING FOR PD	
		12/27/2023	23-14345	EVIDENCE TOWING FOR PD	
		12/27/2023	23-14349	EVIDENCE TOWING FOR PD	
Remit to: MORENO VALLEY, CA					<u>FYTD:</u> \$8,530.75
VELAZQUEZ, KRYSTAL	246803	12/13/2023	R23-176178	ANIMAL SERVICES REFUND S/N AND RAB DEP	\$95.00
Remit to: PERRIS, CA					<u>FYTD:</u> \$95.00
VERIZON WIRELESS	246858	12/27/2023	9951411500	DATA CHARGES FOR CELLULAR SERVICE FOR PD DEVICES	\$226.00
Remit to: DALLAS, TX					<u>FYTD:</u> \$2,240.80
VISION SERVICE PLAN	39263	12/06/2023	819272023	EMPLOYEE VISION INSURANCE	\$3,837.37
Remit to: SAN FRANCISCO, CA					<u>FYTD:</u> \$26,395.72

Attachment: 2023_DecemberPaymentRegister (6515 : DECEMBER PAYMENT REGISTER 2023)



City of Moreno Valley
Payment Register
For Period 12/1/2023 through 12/31/2023

CHECKS UNDER \$25,000

Table with columns: Vendor Name, Check/EFT Number, Payment Date, Inv Number, Invoice Description, Payment Amount. Includes entries for VOICES FOR CHILDREN, INC., VOYAGER FLEET SYSTEM, INC., VULCAN MATERIALS CO, INC., and WARREN, BRANDON.

Attachment: 2023_DecemberPaymentRegister (6515 : DECEMBER PAYMENT REGISTER 2023)



**City of Moreno Valley
Payment Register
For Period 12/1/2023 through 12/31/2023**

CHECKS UNDER \$25,000

<u>Vendor Name</u>	<u>Check/EFT Number</u>	<u>Payment Date</u>	<u>Inv Number</u>	<u>Invoice Description</u>	<u>Payment Amount</u>	
WELLS FARGO CORPORATE TRUST	39266	12/06/2023	2267571	TRUSTEE FEES - 2021 LRB TAXABLE	\$3,000.00	
Remit to: LOS ANGELES, CA					FYTD: \$3,387,596.39	
WEST COAST ARBORISTS, INC.	39416	12/20/2023	207810	SD TREE MAINTENANCE NPDES WQB ID 3	\$15,066.00	
Remit to: ANAHEIM, CA					FYTD: \$164,625.90	
WEST COAST SHOPPING CART SERVICE, INC.	246779	12/13/2023	23-033	SHOPPING CART RETRIEVAL SERVICES-NOV. 2023	\$3,240.00	
Remit to: WEST COVINA, CA					FYTD: \$27,485.00	
WESTERN MUNICIPAL WATER DISTRICT	246859	12/27/2023	23821-018257 NOV	WATER CHARGES-MARCH FIELD PARK COMMUNITY CTR. LANDSCAPE	\$4,025.20	
		12/27/2023	23821-018258 NOV	WATER CHARGES-MARCH FIELD PARK COMMUNITY CTR.-BLDG. 938		
		12/27/2023	23866-018292 NOV	WATER CHARGES-SKATE PARK		
		12/27/2023	24753-018620 NOV	WATER CHARGES-M.A.R.B. BALLFIELDS		
Remit to: ARTESIA, CA					FYTD: \$31,122.37	
WILLDAN ENGINEERING	39363	12/13/2023	00419335	ON-CALL CONSTRUCTION INSPECTION SERVICES - OCT. 2023	\$21,504.00	
Remit to: ANAHEIM, CA					FYTD: \$687,436.15	
WILLDAN FINANCIAL SERVICES	39364	12/13/2023	010-56929	BOUNDARY MAP PREPARATION - NOVEMBER FY 23/24	\$1,350.00	
		39417	12/20/2023	010-56807	HOME-ARP GRANT ADMINISTRATION SERVICES-NOV. 2023	\$1,855.50
		12/20/2023	010-56810	ERAP GRANT ADMINISTRATION SERVICES-NOV. 2023		
Remit to: TEMECULA, CA					FYTD: \$151,309.00	
WILLIAMS, DAVID LAWRENCE	246749	12/06/2023	697303	DJ PERFORMANCE FOR FUN COLOR RUN-PARKS	\$650.00	
Remit to: ALTADENA, CA					FYTD: \$650.00	

Attachment: 2023_DecemberPaymentRegister (6515 : DECEMBER PAYMENT REGISTER 2023)



City of Moreno Valley
Payment Register
For Period 12/1/2023 through 12/31/2023

CHECKS UNDER \$25,000

<u>Vendor Name</u>	<u>Check/EFT Number</u>	<u>Payment Date</u>	<u>Inv Number</u>	<u>Invoice Description</u>	<u>Payment Amount</u>
WILLIAMS, FREDRICA	39418	12/20/2023	WINNER-3RD PL.	VETERAN'S DAY ART CONTEST ADULT 3RD PLACE WINNER	\$500.00
Remit to: MORENO VALLEY, CA					<u>FYTD:</u> \$500.00
WIND AND SHADE SCREENS, INC	39365	12/13/2023	11909A	SUNNYMEAD PARK BLEACHER & DUGOUT SHADE FABRIC REPLACEMENT	\$17,233.82
Remit to: SAN MARCOS, CA					<u>FYTD:</u> \$17,233.82
WOODROW WAYNE HENDRICKS	39366	12/13/2023	2023-01	SANTA FOR TREE LIGHTING EVENT ON 12/02/23	\$750.00
Remit to: GLENDORA, CA					<u>FYTD:</u> \$750.00
Yanez, ERIKA YVONNE	39267	12/06/2023	DECEMBER 2023	MOVALEARNS PROGRAM STIPEND-DECEMBER 2023	\$250.00
Remit to: MORENO VALLEY, CA					<u>FYTD:</u> \$1,000.00
YEARSLEY, PENNY	246804	12/13/2023	R23-178780	ANIMAL SERVICES REFUND LICENSE OVERPAY	\$20.00
Remit to: MORENO VALLEY, CA					<u>FYTD:</u> \$20.00
ZARAGOZA, VERONICA	39268	12/06/2023	DECEMBER 2023	MOVALEARNS PROGRAM STIPEND-DECEMBER 2023	\$250.00
Remit to: MORENO VALLEY, CA					<u>FYTD:</u> \$1,000.00
ZARATE, JESSICA	246875	12/27/2023	MVA020065004	REFUND PARKING CITATION FEE - DISMISSED	\$57.50
Remit to: PERRIS, CA					<u>FYTD:</u> \$57.50
ZUNIGA, MARIA	39269	12/06/2023	DECEMBER 2023	MOVALEARNS PROGRAM STIPEND-DECEMBER 2023	\$250.00
Remit to: MORENO VALLEY, CA					<u>FYTD:</u> \$1,000.00
TOTAL CHECKS UNDER \$25,000					\$1,146,819.19
GRAND TOTAL					\$20,647,657.52

Attachment: 2023_DecemberPaymentRegister (6515 : DECEMBER PAYMENT REGISTER 2023)



Report to City Council

TO: Mayor and City Council
 Mayor and City Council Acting in its Capacity as President and Members of the Board of Directors of the Moreno Valley Community Services District (CSD)
 Mayor and City Council Acting in its Capacity as Chairman and Commissioners of the Moreno Valley Housing Authority (HA)
 Mayor and City Council Moreno Valley Community Foundation (MVCF)

FROM: Brian Mohan, Assistant City Manager
 Mike Lee, City Manager

AGENDA DATE: February 6, 2024

TITLE: FISCAL YEAR 2023/24 MID-YEAR OPERATING & CIP BUDGET REVIEW AND APPROVAL OF THE MID-YEAR OPERATING & CIP BUDGET AMENDMENTS

RECOMMENDED ACTION

Recommendations: That the City Council:

1. Receive and file the Fiscal Year (FY) 2023/24 Mid-Year Operating Budget Review.
2. Receive and file the Fiscal Year (FY) 2023/24 Mid-Year CIP Budget Review.
3. Adopt Resolution No. 2024-XX. A resolution of the City Council of the City of Moreno Valley, California, adopting the revised operating and CIP budgets for Fiscal Year 2023/24.
4. Approve the Moreno Valley Community Foundation Budget.

Recommendations: That the CSD:

1. Adopt Resolution No. CSD 2024-XX. A resolution of the Moreno Valley Community Services District of the City of Moreno Valley, California, adopting the revised operating and CIP budgets for Fiscal Year 2023/24.

Recommendations: That the HA:

1. Adopt Resolution No. HA 2024-XX. A Resolution of the Moreno Valley Housing Authority of the City of Moreno Valley, California, adopting the revised operating and CIP budgets for Fiscal Year 2023/24.

Recommendations: That the MVCF

1. Adopt Resolution No. MVCF 2024-XX. A Resolution of the Moreno Valley Community Foundation of the City of Moreno Valley, adopting the revised operating and CIP budgets for Fiscal Year 2023/24.

SUMMARY

This report provides the Mid-Year Financial Summary (Operating and CIP Budget Reviews), which updates the Mayor and City Council regarding current year financial trends through December 31, 2023. This report also requests the approval of certain FY 2023/24 revenue and expenditure budget amendments.

This item was noticed on the January 23, 2024 Finance Subcommittee agenda for discussion.

DISCUSSION

Based on a long-term practice of maintaining a structurally balanced budget and being identified as one of the most fiscally fit cities in the Country, on May 2, 2023, the City Council continued this trend and adopted the Two-Year Operating Budget and Two-Year CIP for Fiscal Years 2023/24 – 2024/25, while adhering to those past practices. Additionally, as established after the last recession, the budget continues to fund and maintain separate reserves specifically established for periods of economic uncertainty or natural disasters. The budget included all component units of the City, including the General Fund, Community Services District, Housing Authority, Successor Agency, and the Moreno Valley Community Foundation. During the two-year budget period, the City Council will be updated of the City's financial condition through the process of Quarterly Budget Reviews. This ongoing process ensures a forum to review expenditure and revenue changes from the estimates made in the budget document. Additionally, any significant changes in projected revenue or unanticipated expenditures that may occur will be presented to the City Council. Additionally, staff prepares a quarterly CIP budget review, which includes status on highlighted projects, budget versus actual expenditures including remaining balances on CIP projects, DIF fund balances, and project sheets for new and revised projects.

This report provides the FY 2023/24 Mid-Year Financial Summary (Operating and CIP

Budget Reviews) for the first six months, July thru December. The Mid-Year Financial Summary will focus primarily on the City's General Fund. This review will also present six-month operational results from other key funds.

The City Council's direction of "Maintain a Balanced General Fund Budget" serves as a foundation for the fiscal status of City operations. Ongoing funding is directed to sustain ongoing operational expenses; one-time funding is directed toward one-time expenditures. This report identifies the budget adjustments as recommended by the City Manager.

FISCAL YEAR 2023/24 MID-YEAR REVIEW:

The Mid-Year Operating and CIP Budget Review Reports (attached) updates the Mayor and City Council regarding current year financial trends and new project funds. This provides the opportunity for the City Council to review the recommended actions as they relate to revenues and expenditures.

General Fund Revenue Update

Revenue receipts do not follow an even schedule. Although 50% of the fiscal year has elapsed, based on historic trends revenues are estimated to be at approximately 31% of the budgeted amount. Actual revenues received are currently 32% of budget. As the FY 2023/24 revenue estimates were developed prior to the adoption of the budget on May 2, 2023, the revenue estimates may require adjustments based on the FY 2023/24 actuals and revised projections throughout the year. Although there will be variances in some of the amounts budgeted, the total is expected to remain within 1% of the amended budget for the year. It should be noted that the lag in timing of revenue receipts helps illustrate the need for an operating cash reserve throughout each fiscal year.

General Fund Expenditure Update

Although not all expenditures follow a straight-line spending pattern, operating expenditures should track close to within 50% of budget for the year at the end of the first six months. As of December 31, 2023, total General Fund expenditures were at 44.9%. This pace is within expectations for most activities in the General Fund.

FISCAL YEAR 2023/24 BUDGET ADJUSTMENTS

The FY 2023/24 General Fund revenue budget, as amended, totals approximately \$155.6 million. Based on economic activity and revenue collections through December 2023, staff is recommending a Mid-Year budget increase of \$764,997 to approximately \$156.4 million.

The FY 2023/24 General Fund expenditures budget as currently amended totals approximately \$155.6 million. The recommended Mid-Year budget amendments increase expenditures by \$764,997 to \$156.4 million. The fund continues to be structurally balanced, without the use of fund balance for ongoing operations. The

specific budget adjustments for the General Fund are summarized in Exhibit A.

Fund	Type (Rev/Exp)	FY 2023/24 Amended Budget (1)	Proposed Adjustments	FY 2023/24 Amended Budget	Proposed Adjustments (%)
General Fund	Rev	\$155,603,106	\$764,997	\$156,368,103	<1%
General Fund	Exp	\$155,599,890	\$764,997	\$156,364,887	<1%
	Net Total	3,216	\$0	\$3,216	

Summaries of Other Major Funds

The following provides a summary of some of the proposed budget adjustments to other major funds. A complete list of all changes are identified in Exhibit A to the Resolutions.

Gas Tax (Fund 2000)

Budgeting for revenue received.

MVU (Fund 6010 & 6011)

Budgeting for projected expenditures.

City Position Summary Action

The City Position Summary as amended by the City Council serves as an important internal control tool for City Council to establish authorized positions for the City while enabling staff to manage within the authorized and funded positions. The City Position Summary addresses career authorized positions and does not include temporary positions. As a result of operational changes, some positions are being requested to be added based on current and projected demands for those positions and services. Staff recommends the following updates to the City Position Summary:

Department / Position Title	Adjustment	FY 2023/24 Requested Budget Amendment
<u>City Manager Department</u>		
Senior Administrative Assistant	C17 / NE (1)	\$29,905
Senior Management Analyst	C27 / PAM 1	
<u>Public Works Department</u>		
Power Supply Manager	C29 / PAM (1)	\$15,821*
Power Supply Manager	C32 / PAM 1	

Total Adjustment 0 \$45,726
 *Funded from Electric Utility fund.

ALTERNATIVES

1. Approve Recommended Actions as set forth in this staff report, including the approval of the budget adjustments, as presented in Exhibit A. The approval of these items will allow ongoing activities to be carried out in the current fiscal year and the City is able to modify budgets and operations as necessary through this quarterly review, while retaining a structurally balanced General Fund budget. Staff recommends this alternative.
2. Do not approve proposed Recommended Actions as set forth in this staff report, including the resolutions adopting the budget adjustments to the budget, as presented in Exhibit A. *Staff does not recommend this alternative.*

FISCAL IMPACT

The City's Operating and CIP Budgets provide the funding and expenditure plan for all funds. As such, they serve as the City's financial plan for the fiscal year. The fiscal impacts for the proposed budget amendments are identified in Exhibit A.

NOTIFICATION

Publication of the agenda.

PREPARATION OF STAFF REPORT

Prepared By:
 Stephanie Cuff
 Senior Management Analyst

Department Head Approval:
 Launa Jimenez
 Chief Financial Officer

Concurred By:
 Natalia Lopez
 Financial Resources Division Manager

Approved by:
 Brian Mohan
 Assistant City Manager

Approved by:
 Mike Lee
 City Manager

CITY COUNCIL GOALS

Revenue Diversification and Preservation. Develop a variety of City revenue sources and policies to create a stable revenue base and fiscal policies to support essential City services, regardless of economic climate.

Public Safety. Provide a safe and secure environment for people and property in the community, control the number and severity of fire and hazardous material incidents, and provide protection for citizens who live, work and visit the City of Moreno Valley.

Public Facilities and Capital Projects. Ensure that needed public facilities, roadway improvements, and other infrastructure improvements are constructed and maintained.

CITY COUNCIL STRATEGIC PRIORITIES

- 1. Economic Development
- 2. Public Safety
- 3. Library
- 4. Infrastructure
- 5. Beautification, Community Engagement, and Quality of Life
- 6. Youth Programs

Objective 1.1: Proactively attract high-quality businesses.

Objective 1.2: Market all the opportunities for quality industrial development in Moreno Valley by promoting all high-profile industrial and business projects that set the City apart from others.

Objective 6.2: Improve health, wellness and fitness for Moreno Valley youth through recreation and sports programs.


ATTACHMENTS

To view large attachments, please click your “bookmarks”  on the left hand side of this document for the necessary attachment.

- 1. FY 2023-24 Mid-Year Operating Budget Review
- 2. FY 2023 Mid-Year CIP Budget Review
- 3. City Resolution 2024-XX
- 4. Moreno Valley Community Foundation Budget
- 5. CSD Resolution 2024-XX
- 6. HA Resolution 2024-XX
- 7. MVCF Resolution 2024-XX

APPROVALS

Budget Officer Approval	<u>✓ Approved</u>	1/28/24 9:36 PM
City Attorney Approval	<u>✓ Approved</u>	
City Manager Approval	<u>✓ Approved</u>	1/29/24 8:36 AM



City of Moreno Valley Fiscal Year 2023/24 Mid-Year Operating Budget Review

TO: Mayor and City Council

FROM: Brian Mohan, Assistant City Manager

DATE: February 6, 2024

INTRODUCTION

On May 2, 2023, the City Council adopted the Two-Year Operating Budget for Fiscal Years (FY) 2023/24 – 2024/25. During the two-year budget period, the City Council will be kept apprised of the City's financial condition through the process of First Quarter, Mid-Year and Third Quarter Reviews. This ongoing process ensures a forum to look at expenditure and revenue deviations from the estimates made in the budget document. Additionally, any significant changes in projected revenue or unanticipated expenditures that may occur will be shared with the City Council.

This report provides a review of the unaudited financial results at the Mid-Year of FY 2023/24 (July 2023 – December 2023, 50% of the fiscal year).

CITYWIDE OPERATING EXPENDITURE SUMMARY

The following table contains a summary of the adopted budget, amended budget and expenditures through Mid-Year. The totals represent each major fund type and component unit of the City.

Table 1. Citywide Operating Expenditures

	FY 2023/24 Adopted Budget	FY 2023/24 Amended Budget	Actuals as of 12/31/23 (unaudited)	% of Amended Budget
Fund/Component Unit				
General Fund	\$ 152,830,827	\$ 155,442,721	\$ 69,843,623	44.9%
Community Services District (CSD)	26,263,400	32,545,937	11,947,942	36.7%
Successor Agency	2,461,216	2,311,216	1,161,335	50.2%
Housing Fund	-	32,000	49,999	156.2%
Special Revenue Funds	38,406,705	72,772,293	21,411,375	29.4%
Capital Projects Funds	15,350,000	82,132,717	16,125,650	19.6%
Electric Utility Funds	47,577,187	63,091,834	20,382,999	32.3%
Internal Service Funds	17,700,310	20,106,499	8,255,468	41.1%
Debt Service Funds	4,018,340	3,887,194	2,223,235	57.2%
Total	\$ 304,607,985	\$ 432,322,411	\$ 151,401,626	35.0%

Actions taken by the City Council after the May 2, 2023 adoption of the two-year budget and included in the Amended Budget are:

- Throughout the fiscal year, there are also budget amendments to reflect the acceptance of grants and adjustments to contractual services and material/supplies. The individual amendments are reviewed as part of separate City Council agenda items.
- Much of this Mid-Year update will focus on the General Fund, as it supports all basic services provided to City residents. Highlights for other key component funds will be discussed at a summary level as well.

GENERAL FUND OPERATING

Table 2. General Fund Operations

	FY 2023/24 Adopted Budget	FY 2023/24 Amended Budget	Actuals as of 12/31/23 (unaudited)	% of Amended Budget
Revenues:				
Taxes:				
Property Tax	\$ 21,500,000	\$ 21,500,000	\$ 6,493,211	30.2%
Property Tax in-lieu	27,500,000	27,500,000	-	0.0%
Utility Users Tax	17,500,000	17,500,000	9,205,202	52.6%
Sales Tax	37,500,000	37,500,000	11,740,096	31.3%
Other Taxes	19,700,000	19,700,000	6,008,606	30.5%
Licenses & Permits	5,638,254	5,638,254	3,022,556	53.6%
Intergovernmental	615,803	872,842	926,654	106.2%
Charges for Services	14,476,273	14,476,273	7,732,514	53.4%
Use of Money & Property	4,723,000	4,723,000	3,823,581	81.0%
Fines & Forfeitures	532,500	532,500	178,154	33.5%
Miscellaneous	221,500	221,500	119,028	53.7%
Total Revenues	\$ 149,907,330	\$ 150,164,369	\$ 49,249,602	32.8%
Expenditures:				
Personnel Services	\$ 29,238,558	\$ 29,238,558	\$ 15,837,882	54.2%
Contractual Services	107,114,087	107,710,112	46,296,078	43.0%
Material & Supplies	5,369,852	7,140,635	1,465,012	20.5%
Fixed Charges	6,151,248	6,151,248	3,008,026	48.9%
Fixed Assets	-	432,673	9,880	2.3%
Total Expenditures	\$ 147,873,745	\$ 150,673,226	\$ 66,616,878	44.2%
<i>Excess (Deficiency) of Revenues</i>				
<i>Over (Under) Expenditures</i>	\$ 2,033,585	\$ (508,857)	\$ (17,367,276)	
Transfers:				
Transfers In	\$ 2,926,713	\$ 5,469,155	\$ 50,000	0.9%
Transfers Out	4,957,082	4,769,495	3,226,745	67.7%
Net Transfers	\$ (2,030,369)	\$ 699,660	\$ (3,176,745)	
Total Revenues & Transfers In	\$ 152,834,043	\$ 155,633,524	\$ 49,299,602	31.7%
Total Expenditures & Transfers Out	152,830,827	155,442,721	69,843,623	44.9%
Net Change of Fund Balance	\$ 3,216	\$ 190,803	\$ (20,544,021)	

General Fund Operating Revenues

The General Fund is comprised of several revenue types. However, the main sources include property tax, sales tax, and utility user's tax. Each of these is affected by different economic activity cycles and pressures. Miscellaneous revenue consists of claims, donations, business license report fees, business fees for events, etc.

Table 3. General Fund Operating Revenues

	FY 2023/24 Adopted Budget	FY 2023/24 Amended Budget	Actuals as of 12/31/23 (unaudited)	% of Amended Budget
Revenues:				
Taxes:				
Property Tax	\$ 21,500,000	\$ 21,500,000	\$ 6,493,211	30.2%
Property Tax in-lieu	27,500,000	27,500,000	-	0.0%
Utility Users Tax	17,500,000	17,500,000	9,205,202	52.6%
Sales Tax	37,500,000	37,500,000	11,740,096	31.3%
Other Taxes	19,700,000	19,700,000	6,008,606	30.5%
Licenses & Permits	5,638,254	5,638,254	3,022,556	53.6%
Intergovernmental	615,803	872,842	926,654	106.2%
Charges for Services	14,476,273	14,476,273	7,732,514	53.4%
Use of Money & Property	4,723,000	4,723,000	3,823,581	81.0%
Fines & Forfeitures	532,500	532,500	178,154	33.5%
Miscellaneous	221,500	221,500	119,028	53.7%
Total Revenues	\$ 149,907,330	\$ 150,164,369	\$ 49,249,602	32.8%

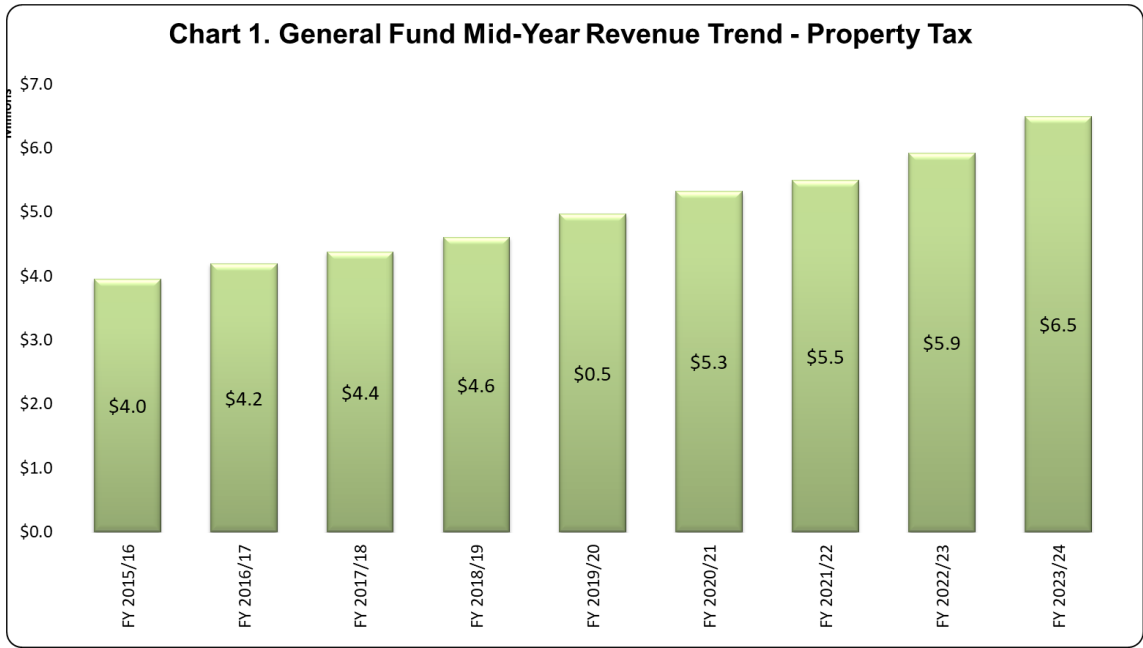
Property Taxes/Property Taxes In-Lieu

Property taxes were budgeted to increase by 8% from the FY 2022/23 Amended Budget. The annual schedule of property tax payments from the County of Riverside will provide payments to the City based on the following estimated schedule:

Secured Property Tax Payment Dates

Settlement 1	January
Settlement 2	May
Settlement 3	August
Teeter Settlement	October

Based on historical averages of actual receipts, the City is estimated to receive less than 14% of the budgeted property tax revenue through Mid-Year. The City has currently received 13% through Mid-Year. Property taxes will continue to be monitored as property valuations may adjust through the year based on property sales and assessment appeals filed with the County.

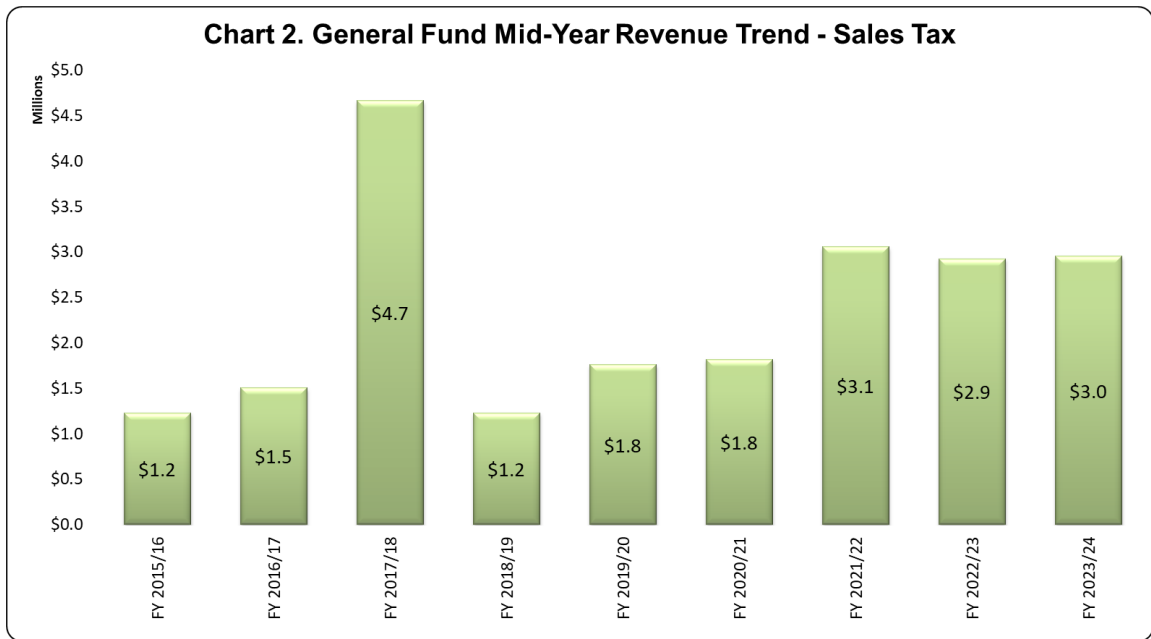


Note: In FYs 2015/16, 2016/17, and 2018/19 the City received a very small amount of property tax due to timing issues with the year-end annual accrual process.

Sales Taxes

Sales taxes were budgeted to increase by 2% as compared to the FY 2022/23 Amended Budget. Sales tax receipt trends will need to be continually monitored through the year for possible future budget adjustments.

Based on historical averages of actual receipts, the City is estimated to receive 36% of the budgeted sales tax revenue through Mid-Year. The City has currently received 31% through Mid-Year.

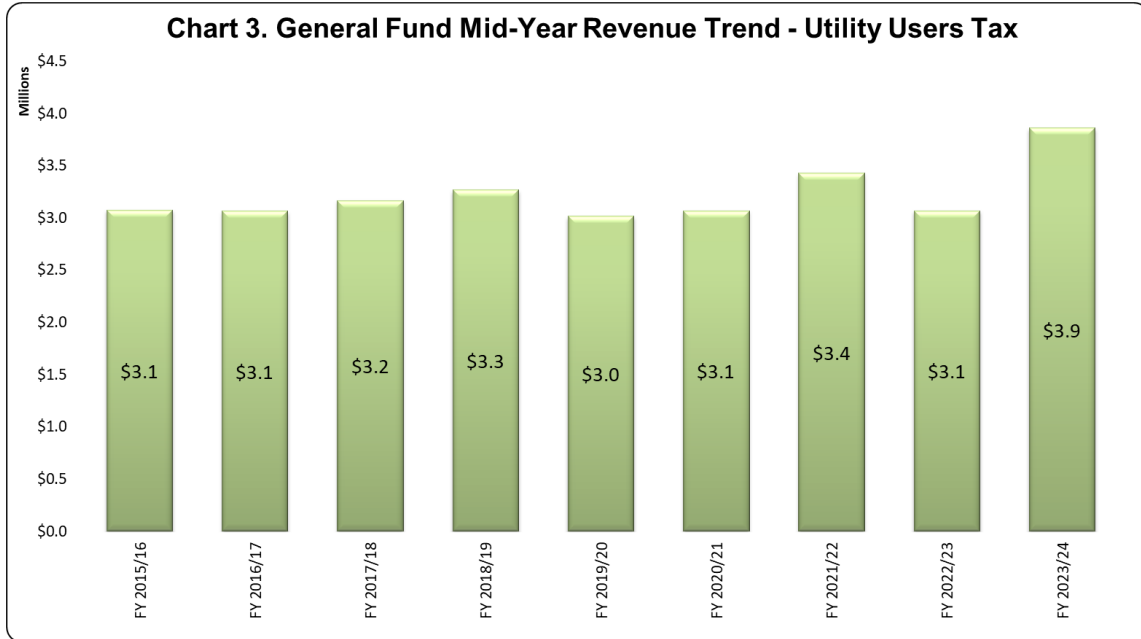


Note: For FY 2017/18, the reversal of revenues accrued to the prior fiscal year in accordance with the Government Accounting Standards Board (GASB) did not occur until the second quarter.

Utility Users Tax Utility

Utility Users Tax were budgeted to increase by 11% as compared to FY 2022/23 Amended Budget. This projection is primarily due to competitive forces within the communications markets.

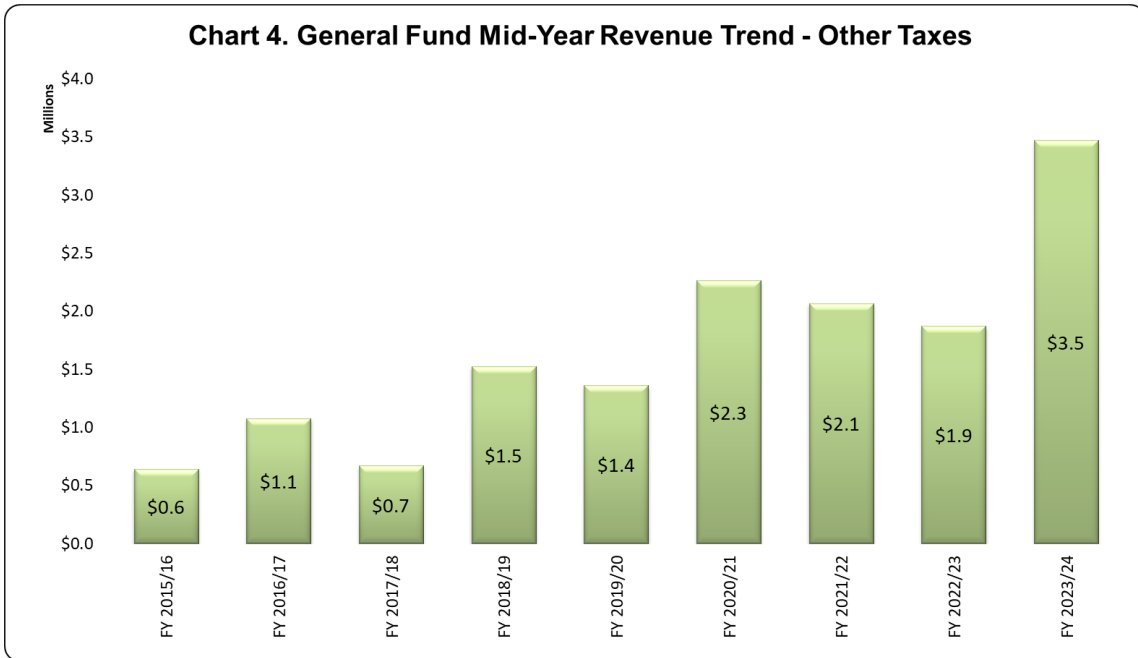
Based on historical averages of actual receipts, the City is estimated to receive 47% of the budgeted utility users tax revenue through Mid-Year. The City has currently received 53% through Mid-Year.



Other Taxes

Other taxes are primarily composed of Business Gross Receipts, Transient Occupancy Tax, Documentary Transfer Tax, and Franchise Fees. Collectively, other taxes were budgeted to increase 16% from the FY 2022/23 Amended Budget.

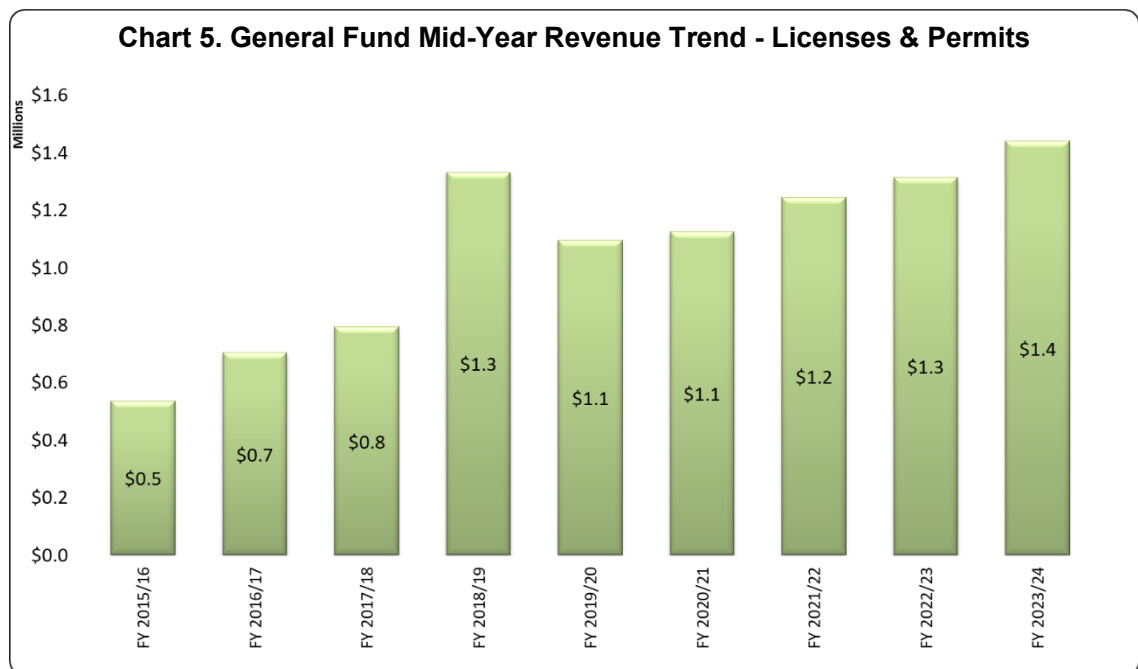
Based on historical averages of actual receipts, the City is estimated to receive 31% of the budgeted Other Taxes revenue through Mid-Year. The City has currently received 39% through Mid-Year.



Licenses & Permits

Licenses & Permits are primarily composed of Business Permits, to include Cannabis Business Permits, as well as Animal Licenses, Building, Electrical, Mechanical, Plumbing and other permits. Collectively, Licenses & Permits were conservatively budgeted to increase by less than 1% as compared to the FY 2022/23 Amended Budget.

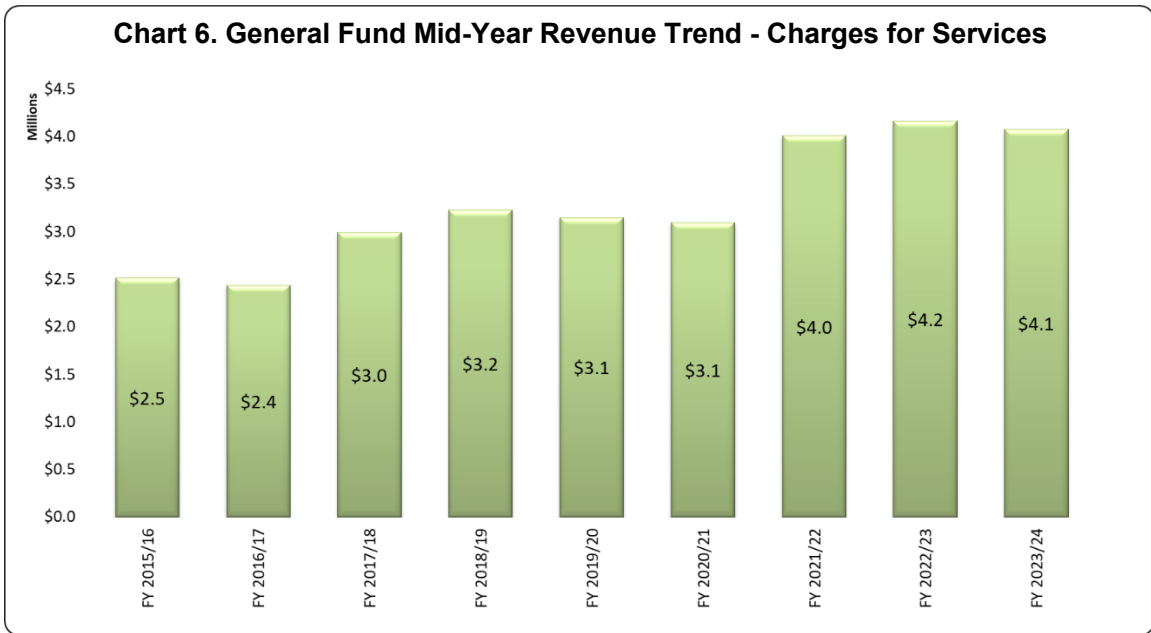
Based on historical averages of actual receipts, the City is estimated to receive 48% of the budgeted Licenses & Permits revenue through Mid-Year. The City has currently received 54% through Mid-Year. The collection rate is related primarily to building and business license permit activities.



Charges for Services

Charges for Services are primarily composed of Plan Check Fees, Inspection Fees, Administrative Charges to other funds, and Parking Control Fines. Collectively, Charges for Services were conservatively budgeted to increase by 3% as compared to the FY 2022/23 Amended Budget.

Based on historical averages of actual receipts, the City is estimated to receive 52% of the budgeted Charges for Services revenue through Mid-Year. The City has currently received 53% through Mid-Year.



Use of Money and Property

Investment income continues to remain low due to extremely low rates of return for fixed income investments but has increased over the last year due to actions taken by the Federal Open Market Committee (FOMC). The investments achieved a Yield to Maturity (YTM) for December 2023 of 3.215%. In addition, the City maintained funds in the State Local Agency Investment Fund Pool (LAIF) with a YTM of 3.929%. LAIF is realizing considerable investment gains based on the increases to the Federal Funds target rate increase. FOMC is expected to keep rates higher thru 2023 with no reductions until 2024. The FOMC target rate is currently 5.25% to 5.50%.* Staff will continue to monitor closely to insure we maximize our investment income going forward.

*[Federal Reserve Board - Federal Reserve issues FOMC statement - 12.13.23](#)

General Fund Expenditures

Expenditures are being spent in-line with prior year expenditures. Each Department's activities will be monitored throughout the year as they may be impacted by different operational activities and project timelines.

Table 4. General Fund Expenditures

	FY 2023/24 Adopted Budget	FY 2023/24 Amended Budget	Actuals as of 12/31/23 (unaudited)	% of Amended Budget
Department				
City Council	\$ 1,098,852	\$ 1,015,339	\$ 553,348	54.5%
City Clerk	913,394	996,907	357,662	35.9%
City Manager	2,451,565	2,648,653	1,504,413	56.8%
City Attorney	1,094,769	1,094,769	746,145	68.2%
Community Development	14,611,542	14,633,542	6,392,043	43.7%
Economic Development	2,490,137	2,490,137	1,081,915	43.4%
Financial & Management Services	19,422,262	19,591,669	6,295,452	32.1%
Human Resources	1,793,197	1,907,647	955,572	50.1%
Public Works	15,600,403	16,968,812	5,594,813	33.0%
Non-Departmental	2,571,132	2,269,095	5,391,256	237.6%
Non-Public Safety Subtotal	\$ 62,047,253	\$ 63,616,570	\$ 28,872,620	45.4%
Public Safety				
Police	\$ 61,854,760	\$ 62,138,076	\$ 24,154,734	38.9%
Fire	28,928,814	29,688,075	16,816,268	56.6%
Public Safety Subtotal	\$ 90,783,574	\$ 91,826,151	\$ 40,971,003	44.6%
Total	\$ 152,830,827	\$ 155,442,721	\$ 69,843,623	

OTHER KEY FUNDS

The following summaries describe other major funds in the City.

Moreno Valley Community Services District

The Moreno Valley Community Services District (CSD) was formed by the voters in 1984 to collect fees and certain taxes to provide an array of services including parks, recreation and community services, streetlights, landscaping and ongoing maintenance. The CSD provides these services through separate “zones” that define the services that are provided.

For certain zones, the primary revenue source used to provide services to properties is parcel fees or taxes levied on properties via their annual tax bill. Proposition 218, passed by California voters in November 1996, and has posed a serious challenge to managing the future operation of the CSD zones. Prop. 218 requires any revenue increase to be addressed through a voting process by affected property owners. For a period following the initial implementation of Prop. 218, the CSD was successful in receiving approval for some new or increased revenues. There were also revenue increases due to the growth of developed parcels within the zones.

Table 5. CSD Operations

	FY 2023/24 Adopted Budget	FY 2023/24 Amended Budget	Actuals as of 12/31/23 (unaudited)	% of Amended Budget
Revenues:				
Taxes:				
Property Tax	\$ 6,045,278	\$ 6,045,278	\$ 2,201,932	36.4%
Other Taxes	7,268,090	7,268,090	64,131	0.9%
Intergovernmental	-	69,042	75,469	109.3%
Charges for Services	6,229,297	6,229,297	731,122	11.7%
Use of Money & Property	1,164,220	1,164,220	650,116	55.8%
Fines & Forfeitures	24,897	24,897	1,943	7.8%
Miscellaneous	14,500	14,500	11,614	80.1%
Transfers In	1,338,472	1,338,472	735,117	54.9%
Total Revenues	\$ 22,084,754	\$ 22,153,796	\$ 4,471,444	20.2%
Expenditures:				
Library Services Fund (5010)	\$ 3,281,250	\$ 3,364,366	\$ 1,645,833	48.9%
Zone A Parks Fund (5011)	12,396,080	18,467,010	6,616,909	35.8%
LMD 2014-01 Residential Street Lighting Fund (5012)	1,452,095	1,452,095	558,141	38.4%
Zone C Arterial Street Lighting Fund (5110)	780,940	780,940	385,160	49.3%
Zone D Standard Landscaping Fund (5111)	2,175,957	2,175,957	495,810	22.8%
Zone E Extensive Landscaping Fund (5013)	426,412	426,412	100,806	23.6%
5014 LMD 2014-02	3,206,916	3,206,916	1,083,437	33.8%
5016 CFD 2021-01 Parks Fac Maint	147,900	147,900	53,141	35.9%
Zone M Median Fund (5112)	596,776	596,776	91,335	15.3%
CFD No. 1 (5113)	1,721,244	1,849,735	898,461	48.6%
Zone S Financial & Management Svcs (5114)	77,830	77,830	18,911	24.3%
Total Expenditures	\$ 26,263,400	\$ 32,545,937	\$ 11,947,942	36.7%
Net Change or Adopted Use of Fund Balance	\$ (4,178,646)	\$ (10,392,141)	\$ (7,476,498)	

Community Services District Zone A – Parks & Community Services

The largest Zone within the CSD is Zone A. It accounts for the administration and maintenance of the Parks & Community Services facilities and programs. Funding sources for these services come from a combination of property taxes, fees for service, and smaller amounts from other City funds.

Table 6. CSD Zone A Operations

	FY 2023/24 Adopted Budget	FY 2023/24 Amended Budget	Actuals as of 12/31/23 (unaudited)	% of Amended Budget
Revenues:				
Taxes:				
Property Tax	\$ 2,979,205	\$ 2,979,205	\$ 1,142,216	38.3%
Other Taxes	5,024,390	5,024,390	58,670	1.2%
Charges for Services	1,139,842	1,139,842	668,839	58.7%
Use of Money & Property	1,131,074	1,131,074	612,730	54.2%
Miscellaneous	14,500	14,500	5,308	36.6%
Total Revenues	\$ 10,289,011	\$ 10,289,011	\$ 2,487,763	24.2%
Expenditures:				
35010 Parks & Comm Svcs - Admin	\$ 1,028,430	\$ 1,028,430	\$ 636,133	61.9%
35210 Park Maintenance - General	5,078,807	5,078,807	2,507,012	49.4%
35211 Contract Park Maintenance	512,197	512,197	226,707	44.3%
35213 Golf Course Program	684,086	684,086	329,098	48.1%
35214 Parks Projects	283,141	283,141	115,288	40.7%
35310 Senior Program	756,537	756,537	412,093	54.5%
35311 Community Services	16,516	16,516	3,637	22.0%
35312 Community Events	801,467	801,467	576,038	71.9%
35313 Conf & Rec Cntr	614,518	614,518	303,405	49.4%
35314 Conf & Rec Cntr - Banquet	262,759	262,759	138,674	52.8%
35315 Recreation Programs	1,504,040	1,504,040	682,408	45.4%
35317 July 4th Celebration	-	-	32,612	0.0%
35318 Sports Programs	751,720	751,720	322,532	42.9%
35319 Towngate Community Center	59,262	59,262	18,522	31.3%
35320 Amphitheater	29,100.00	29,100	-	0.0%
35321 March Annex	13,500.00	13,500	1,227	9.1%
80003 CIP - Buildings	-	70,930	-	0.0%
80007 CIP - Parks	-	-	279,877	0.0%
95011 Non-Dept Zone A Parks	-	6,000,000	31,644	0.5%
Total Expenditures	\$ 12,396,080	\$ 18,467,010	\$ 6,616,909	35.8%
Net Change or				
Adopted Use of Fund Balance	\$ (2,107,069)	\$ (8,177,999)	\$ (4,129,146)	

Electric Utility

The Moreno Valley Utility (MVU) manages the operation, maintenance, and business planning of the City's electric utility. MVU's basic purpose is to purchase and distribute electricity to customers in newly developed areas of the City. The City began serving new customers in February 2004, and now serves more than 8,064 customers. As it reaches fiscal and operational maturity, MVU will continue to be a key component of the City's economic development strategy. The City Council has established special tiered rates for electric utility customers based upon factors such as the number of jobs created.

The main revenue source for this fund is derived from charges for services. The customer base includes residential, commercial, and industrial customers. The growth in customer base will continue to provide for the ability to create rate stabilization and replacement reserve funding.

Table 7. MVU Operations


	FY 2023/24 Adopted Budget	FY 2023/24 Amended Budget	Actuals as of 12/31/23 (unaudited)	% of Amended Budget
Revenues:				
Taxes:				
Charges for Services	\$ 48,527,796	\$ 48,527,796	\$ 27,386,670	56.4%
Use of Money & Property	338,500	338,500	653,353	193.0%
Miscellaneous	160,000	160,000	615,335	384.6%
Total Revenues	\$ 49,026,296	\$ 49,026,296	\$ 28,655,358	58.4%
Expenditures:				
45510 Electric Utility - General	\$ 33,313,158	\$ 37,516,923	\$ 15,651,263	41.7%
45511 Public Purpose Program	2,102,880	2,942,880	1,254,180	42.6%
45512 SCE Served Street Lights	850,000	1,023,776	410,975	40.1%
80005 CIP - Electric Utility	6,091,340	16,388,446	608,007	3.7%
96010 Non-Dept Electric	-	-	5,139	0.0%
96030 Non-Dept 2005 Lease Revenue Bonds	3,620,898	3,620,898	1,459,643	40.3%
96032 Non-Dept 2014 Refunding 2005 LRB	115,597	115,597	3,131	2.7%
96041 Non-Dept 2021 LRB Refinance	627,956	627,956	317,428	50.5%
96051 Non-Dept 2021 Streetlight Refin.	218,733	218,733	355,957	162.7%
96060 Non-Dept 2019 Taxable LRB	636,625	636,625	317,275	49.8%
Total Expenditures	\$ 47,577,187	\$ 63,091,834	\$ 20,382,999	32.3%
Net Change or Adopted Use of Fund Balance	\$ 1,449,109	\$ (14,065,538)	\$ 8,272,358	

Note: MVU's revenues and expenses will fluctuate annually based on energy demands.

SUMMARY

The City of Moreno Valley has experienced certain levels of growth and continued to maintain a structurally balanced Budget without the use of reserves.

The economic climate is ever changing and for these reasons the City must remain optimistically cautious and only increase revenues when they are received. Staff will continue to monitor and request quarterly revenue adjustments based on this approach. These revenue adjustments will be offset by replenishing our expenditure levels accordingly.



City of Moreno Valley Fiscal Year 2023/24 Mid-Year CIP Budget Review

TO: Mayor and City Council

FROM: Brian Mohan, Assistant City Manager

DATE: February 6, 2024

INTRODUCTION

On June 6, 2023, the City Council adopted the Two-Year Capital Improvement Plan (CIP) for Fiscal Years (FY) 2023/24 – 2024/25. During the two-year CIP period, the City Council will be kept apprised of the City's CIP progress through the process of First Quarter, Mid-Year and Third Quarter Reviews. This ongoing process ensures a forum to look at the progress of existing projects and new projects that were approved during the quarter. Additionally, any significant changes in unanticipated expenditures or projected revenue that may occur will be shared with the City Council.

This report provides a review of various project highlights, budget to actuals, and changes/additions to the CIP at the Mid-Year of FY 2023/24 (July 2023 – December 2023, 50% of the fiscal year).

CAPITAL IMPROVEMENT PLAN HIGHLIGHTS

Highlights of the capital improvement projects are listed below.

- **Citywide Pavement Rehabilitation Program.** These projects received various funding for a continuation of pavement repair and preservation work for approximately 100 street segments citywide. Pavement rehabilitation and preservation work includes the removal and replacement of pavement surface as well as crack sealing and applications of slurry seal to extend the service life of the street pavement.
 - Current Phase: Engineering Design
 - Next Phase: Advertise/Bid/Award Consultants/ Contractor
 - Estimated Completion Date: December 2024
- **Juan Bautista De Anza Multi-Use Trail from Moreno Valley Mall to Iris Avenue - ATP 4.** This project will construct several bicycle and pedestrian path segments of the Juan Bautista de Anza Multi-Use Trail from Moreno Valley Mall to Iris Avenue. The project is funded by the State's Active Transportation Program (ATP) Cycle 4 grant. The project is part of the Momentum MoVal Strategic Plan.
 - Current Phase: Construction
 - Estimated Completion Date: February 2024
- **2024 Pavement Management System Updates.** This project is to perform field visual inspection of all City-owned streets in the network to obtain their current condition and determine their Pavement Condition Index (PCI). The project also provides updates to network inventory with new streets and PCI values. The PMP is crucial in decision making and selection of streets for pavement rehabilitation and preservation.
 - Current Phase: Update PMS Database
 - Next Phase: Pavement Condition Surveys and PCI Calculations
 - Estimated Completion Date: October 2024 (Final Report/ GIS Layer Updates)
- **Heacock Street / Cactus Avenue Commercial Vehicle Improvements.** This project will increase the curb return radius at the southwest corner of Heacock Street and Cactus Avenue to improve truck operations, thereby increasing intersection capacity and reducing delays.
 - Current Phase: Engineering Design
 - Next Phase: Advertise/Bid/Award Consultants/Contractor
 - Estimated Completion Date: December 2024
- **Redlands Boulevard Streetlight Improvements / Grellck Drive to North City Limits.** This project will install approximately nine (9) new streetlights at select locations between Grellck Drive and the City's North City Limits to enhance roadway safety.
 - Current Phase: Engineering Design
 - Next Phase: Advertise/Bid/Award Consultants/Contractor
 - Estimated Completion Date: January 2025
- **Cactus Avenue Reconstruction / I-215 to Elsworth Street.** This project will replace the existing Cactus Avenue substandard roadway section thickness to current standards from I-215 to Elsworth Street.
 - Current Phase: Preliminary Design
 - Next Phase: Engineering Design
 - Estimated Completion Date: June 2025

- **Heacock Street South Extension.** This project provides street widening for Heacock Street to full street width per City standards for arterial street from Nandina Avenue to south City limits.
 - Current Phase: Preliminary Design and Environmental
 - Next Phase: Engineering Design
 - Estimated Completion Date: TBD
- **Steeplechase Drive Reconstruction.** This project proposes to remove the existing median landscape, trees, and pavement structural section, and reconstruct a new median with landscape and hardscape and reconstruct the roadway pavement on Steeple Chase Drive from Ironwood Avenue to Kalmia Avenue. The project will include the construction of concrete curb and gutter along both sides of the roadway to convey drainage.
 - Current Phase: Engineering Design
 - Estimated Completion Date: TBD
- **Redlands Boulevard and Locust Avenue Traffic Signal.** This project will install a Traffic Signal at the intersection of Redlands Boulevard and Locust Avenue. North-South traffic on Redlands Boulevard is currently uncontrolled. East-West traffic on Locust Avenue is currently stop-controlled. This project will provide signal-control for all directions.
 - Current Phase: RFP for Design Consultant / Design Contract Award
 - Next Phase: Engineering Design
 - Estimated Completion Date: TBD
- **State Route (SR) 60 / Moreno Beach Drive Interchange (Phase 2).** This project will increase capacity by replacing the existing two-lane bridge over SR-60 with a wider bridge, reconfiguring the westbound ramps, and adding a west bound auxiliary lane on the freeway. Drainage systems including upstream pipes in Ironwood Avenue will be included as part of the construction.
 - Current Phase: Construction
 - Estimated Completion Date: March 2024
 - Next Phase: Plant Establishment
- **SR-60 / Redlands BI Interchange.** This project will reconfigure the on- and off-ramps, replace the bridge, and alter Spruce Street on the north side of SR-60.
 - Current Phase: Preliminary Design and Environmental
 - Estimated Completion Date: TBD
- **SR-60 / World Logistics Center Parkway Interchange.** This project consists of replacement of the interchange, including bridge and ramp replacement to improve traffic operations, bring vertical clearance over the freeway to correct standards, and support forecast travel demands. The project includes improvements generally from Eucalyptus Avenue to Ironwood Avenue, including eastbound and westbound ramps to and from SR-60, and auxiliary lanes on SR-60.
 - Current Phase: Planning, Pre-Engineering, and Environmental
 - Next Phase: Engineering Design
 - Estimated Completion Date: TBD
- **Indian Street / Cardinal Avenue Bridge (Over Lateral A).** This project will provide an approximately 150 foot long, four-lane bridge on Indian Street over Flood Control Channel Lateral A (at Cardinal Avenue) and associated roadway improvements on Indian Street. The bridge and roadway improvements will complete the connection of Indian Street north of the channel to south of the channel.
 - Current Phase: Pre-Engineering and Environmental
 - Next Phase: Engineering Design

- Estimated Completion Date: TBD
- **Corporate Yard Office Building F.** This project will construct a new building with approximately 6,000 square feet in the existing City Corporate Yard property next to the existing Administration Building. The new building will provide additional office and training spaces for staff to provide necessary services to residents and businesses of Moreno Valley.
 - Current Phase: Design
 - Next Phase: Permitting
 - Estimated Completion Date: June 2025
- **Animal Shelter Expansion and Refurbishment Phase 1.** This project will include an expansion of existing animal shelter facilities, new amenities, and refurbishment of existing amenities.
 - Current Phase: Construction Completed
 - Next Phase: Kennel Delivery and Set-up
 - Estimated Completion Date: March 2024
- **Moreno Valley Senior Center Expansion.** This project will expand the existing senior center by adding approximately 4,000 square feet of building space allowing the center to serve the growing number of senior citizens with additional programs, classes, events, and social activities.
 - Current Phase: Engineering Design
 - Next Phase: Advertise/Bid/Award Consultants/Contractor
 - Estimated Completion Date: February 2025
- **Corporate Yard Master Plan Update.** This project could provide updates to the Corporate Yard Facility Space Needs Analysis and Conceptual Design which was completed in January 2009 as part of the Corporate Yard Master Plan. Scape Needs and Master Plan Layout of the Yard will need to be reevaluated and updated to provide guidelines for future improvements in keeping up with the City fast growing demands for services.
 - Current Phase: RFP for Consultant Design
 - Next Phase: Update Master Plan
 - Estimated Completion Date: January 2025
- **Kitching St Storm Drain Line B-16A / Ironwood Ave to Kalmia Ave.** This project is to install Storm Drain Line B-16A in Kitching Street from Ironwood Avenue to Kalmia Avenue. It is estimated that approximately 2,900 lineal feet of 24 inch to 36 inch diameter pipe will be installed.
 - Current Phase: Right of Way
 - Next Phase: Advertise/Bid/Award Consultants/Contractor
 - Estimated Completion Date: November 2024
- **Moreno MDP Line F-18.** This project will install master plan Storm Drain Line F-18 and associated Line D-1 in the Moreno Townsite Area. Line F-18 is in Alessandro Boulevard between Redlands Boulevard and Merwin Street. Line D-1 is in Maltby Avenue between Redlands Boulevard and Merwin Street. These two storm drains are to be connected to the existing storm drain Line F-2 running north-south along Redlands Boulevard.
 - Current Phase: Engineering Design
 - Next Phase: Advertise/Bid/Award Consultants/Contractor
 - Estimated Completion Date: April 2025
- **Sunnymead Master Drainage Plan - Storm Drain Lines F and F-7.** This project will mitigate flooding that occurs in the vicinity of Hemlock Avenue, Graham Street,

Sunnymead Boulevard, and areas south of Sunnymead Boulevard and will minimize flood related damage by installing storm drain system Line F and Line F-7 of the Sunnymead Master Drainage Plan.

- Current Phase: Environmental and Engineering Design
- Next Phase: Advertise/Bid/Award Consultants/Contractor
- Estimated Completion Date: TBD
- **Citywide Full Trash Capture Device Installation.** This project consists of the purchase and installation of connector pipe screen (CPS) units (which are designed to filter out certain size debris and trash from storm drain discharge to receiving water bodies) in approximately 968 catch basins in the City. Approximately 100 CPS units will be installed annually over a period of ten years.
 - Current Phase: Engineering Design
 - Next Phase: Advertise/Bid/Award Consultants/Contractor
 - Estimated Completion Date: January 2025
- **Water Basin Remediation.** This project proposes to maintain and improve 19 existing water quality basins throughout various residential tracts. Remediation work includes mowing, trimming and keeping vegetation under control, trash removal, removal of excess sediment from the basin and outflow and inflow pipes, stabilize slopes, and maintain mechanical elements in and around the basin. Remediation of the basins will ensure proper drainage and water quality treatment within the tracts and the storm drain system downstrain of the tracts.
 - Current Phase: Engineering Design
 - Next Phase: Advertise/Bid/Award Consultants/Contractor
 - Estimated Completion Date: December 2024
- **Park Rehabilitation and Refurbishment- Civic Center Amphitheater & Adrienne Mitchell Park.** Restroom renovations and additions.
 - Current Phase: Engineering Design
 - Next Phase: Advertise/Bid/Award Consultants/Contractor
 - Estimated Completion Date: March 2025

BUDGET TO ACTUALS

The following table contains a summary of the amended CIP budgets, expenditures, and project balances through Mid-Year.

Project Number	Project Description	Fund	Budget Amendment	Encumbrance Amount	Journal Amount	Remaining Budget w/ Encumbrances
801 0008 70 77	Annual ADA Compliant Access Upgrades	2000 STATE GASOLINE TAX	\$ 660,530.00	\$ 47,397.83	\$ 48,456.67	\$ 564,675.50
801 0010 70 77	Heacock St. South Extension	2000 STATE GASOLINE TAX	50,000.00	-	-	50,000.00
801 0010 70 77	Heacock St. South Extension	3003 TUMF CAPITAL PROJECTS	893,905.00	-	-	893,905.00
801 0015 70 76	Residential Traffic Mgmt Prgrm (Speed Humps)	2000 STATE GASOLINE TAX	281,244.00	-	748.14	280,495.86
801 0017 70 78	Annual Pavement Maintenance - Crack Seal	2001 MEASURE A	116,175.00	75,000.00	316.46	40,858.54
801 0021 70 77	SR-60/Moreno Beach IC Phase 2	2300 OTHER GRANTS	933,692.00	56,847.92	8,797.24	868,046.84
801 0021 70 77	SR-60/Moreno Beach IC Phase 2	2301 CAPITAL PROJECTS GRANTS	5,291,343.00	2,022,526.19	3,268,816.81	-
801 0021 70 77	SR-60/Moreno Beach IC Phase 2	3000 FACILITY CONSTRUCTION	4,517,586.00	2,315,316.26	534,369.49	1,667,900.25
801 0021 70 77	SR-60/Moreno Beach IC Phase 2	3002 PUBLIC WORKS CAPITAL PROJECTS	2,246,340.00	49,386.93	115,388.30	2,081,564.77
801 0021 70 77	SR-60/Moreno Beach IC Phase 2	3003 TUMF CAPITAL PROJECTS	6,014,593.00	3,227,748.14	1,419,078.75	1,367,766.11
801 0021 70 77	SR-60/Moreno Beach IC Phase 2	3008 CAPITAL PROJECTS REIMBURSEMENTS	807,119.00	493,410.12	313,708.88	-
801 0021 70 77	SR-60/Moreno Beach IC Phase 2	3311 DIF INTERCHANGE IMPROV CAP PROJ	580,159.00	470,895.22	74,790.25	34,473.53
801 0052 70 77	SR-60 / World Logistics Center Parkway Interchange	3003 TUMF CAPITAL PROJECTS	3,500,000.00	3,312,705.34	87,284.89	100,009.77
801 0064	SR-60/ Redlands Boulevard Interchange	1010 GENERAL FUND	5,187.00	-	-	5,187.00
801 0064	SR-60/ Redlands Boulevard Interchange	3003 TUMF CAPITAL PROJECTS	3,233,472.00	2,096,111.09	204,863.44	932,497.47
801 0065	Easement Acquisition for Street Purposes	2000 STATE GASOLINE TAX	56,044.00	-	3,072.61	52,971.39
801 0077	Juan Bautista de Anza Multi-Use Trail - ATP 3	3000 FACILITY CONSTRUCTION	299.00	-	-	299.00
801 0083	Pavement Management Program	2000 STATE GASOLINE TAX	180,000.00	-	2,382.58	177,617.42
801 0086	Juan Bautista de Anza Multi-Use Trail - ATP 4	2301 CAPITAL PROJECTS GRANTS	6,842,791.00	4,886,659.30	1,406,349.96	549,781.74
801 0087	Citywide Pavement Rehabilitation Program FY20/21	2000 STATE GASOLINE TAX	111,220.00	-	87,585.32	23,634.68
801 0087	Citywide Pavement Rehabilitation Program FY20/21	3000 FACILITY CONSTRUCTION	376,572.00	-	376,571.18	0.82
801 0087	Citywide Pavement Rehabilitation Program FY20/21	3008 CAPITAL PROJECTS REIMBURSEMENTS	213,085.00	-	53,839.10	159,245.90
801 0089	Citywide Pavement Rehabilitation Program FY21/22	2000 STATE GASOLINE TAX	310,620.00	110,345.87	41,475.00	158,799.13
801 0089	Citywide Pavement Rehabilitation Program FY21/22	3008 CAPITAL PROJECTS REIMBURSEMENTS	1,496,797.00	490,268.99	327,011.10	679,516.91
801 0090	Citywide Pavement Rehabilitation Program FY22/23	2000 STATE GASOLINE TAX	1,073,443.00	2,461.00	40,480.93	1,030,501.07
801 0090	Citywide Pavement Rehabilitation Program FY22/23	2001 MEASURE A	782,584.00	-	782,584.00	-
801 0090	Citywide Pavement Rehabilitation Program FY22/23	3008 CAPITAL PROJECTS REIMBURSEMENTS	2,240,557.00	366,472.04	1,837,604.81	36,480.15
801 0091	Citywide Concrete Repair Program	2000 STATE GASOLINE TAX	190,558.00	158,242.13	46,740.74	(14,424.87)
801 0092	Perris Boulevard/ 330 Ft N of Bay Ave to 660 Ft N of Bay Ave	2000 STATE GASOLINE TAX	250,000.00	-	-	250,000.00
801 0094	Pavement Rehabilitation for Various Streets (CDBG FY 22/23)	2512 COMM DEV BLOCK GRANT (CDBG)	-	-	-	-
801 0094	Pavement Rehabilitation for Various Streets (CDBG FY 22/23)	3008 CAPITAL PROJECTS REIMBURSEMENTS	136,452.00	-	1,947.42	136,452.00
801 0096	Citywide Pavement Rehabilitation Program (FY21/22-25/26)	3008 CAPITAL PROJECTS REIMBURSEMENTS	3,873,004.00	2,168,439.89	437,391.91	1,267,172.20
801 0097	Citywide Pavement Rehabilitation Program (FY26/27-30/31)	3008 CAPITAL PROJECTS REIMBURSEMENTS	3,660,721.00	2,956,613.23	217,500.87	486,606.90
801 0099	Badlands Landfill Integrated Project (BLIP)	3002 PUBLIC WORKS CAPITAL PROJECTS	3,200,980.00	-	-	3,200,980.00
801 0100	Badlands Landfill Maintenance Program	3002 PUBLIC WORKS CAPITAL PROJECTS	100,000.00	-	-	100,000.00
801 0101	Citywide Pavement Rehabilitation Program FY 23/24	2000 STATE GASOLINE TAX	5,000,000.00	-	57,552.46	4,942,447.54

Project Number	Project Description	Fund	Budget Amendment	Encumbrance Amount	Journal Amount	Remaining Budget w/ Encumbrances
801 0101	Citywide Pavement Rehabilitation Program FY 23/24	3008 CAPITAL PROJECTS REIMBURSEMENTS	5,600,000.00	-	-	5,600,000.00
801 0103	City / EMWD Partnership to Rehabilitate Various Streets	3008 CAPITAL PROJECTS REIMBURSEMENTS	900,000.00	-	-	900,000.00
801 0104	Heacock Street / Cactus Avenue Commercial Vehicle Improvements	2001 MEASURE A	750,000.00	-	1,317.15	748,682.85
801 0105	Redlands Blvd Streetlights / Grelick Dr to North City Limits	3301 DIF ARTERIAL ST CAPITAL PROJECTS	350,000.00	-	3,428.54	346,571.46
801 0106	Cactus Ave Reconstruction / I-215 to Elsworth St	3301 DIF ARTERIAL ST CAPITAL PROJECTS	400,000.00	-	-	400,000.00
801 0106	Cactus Ave Reconstruction / I-215 to Elsworth St	3311 DIF INTERCHANGE IMPROV CAP PROJ	100,000.00	-	-	100,000.00
801 0107	Steeple Chase Dr Reconstruction / Ironwood Ave to Kalmia Ave	2001 MEASURE A	500,000.00	-	3,184.45	496,815.55
801 0109	ADA Curb Ramps Remediation	2301 CAPITAL PROJECTS GRANTS	1,523,000.00	-	-	1,523,000.00
801 0110	Pavement Rehabilitation for Various Streets (CDBG FY 23/24)	2512 COMM DEV BLOCK GRANT (CDBG)	-	-	12,160.57	(12,160.57)
802 0002 70 77	Bridge Inspection Program	2000 STATE GASOLINE TAX	54,997.00	-	873.62	54,123.38
802 0003 70 77	SR-60/Nason Overcrossing Bridge	3008 CAPITAL PROJECTS REIMBURSEMENTS	1,669.00	-	-	1,669.00
802 0003 70 77	SR-60/Nason Overcrossing Bridge	3311 DIF INTERCHANGE IMPROV CAP PROJ	30,000.00	-	-	30,000.00
802 0004	Indian Street/Cardinal Avenue Bridge (Over Lateral A)	2301 CAPITAL PROJECTS GRANTS	750,000.00	736,468.00	8,780.00	4,752.00
802 0004	Indian Street/Cardinal Avenue Bridge (Over Lateral A)	3301 DIF ARTERIAL ST CAPITAL PROJECTS	673,421.00	485,106.59	16,672.97	171,641.44
802 0006	Bridge Preventative Maintenance Program - Implementation Phase	2000 STATE GASOLINE TAX	235,843.00	-	-	235,843.00
802 0006	Bridge Preventative Maintenance Program - Implementation Phase	2301 CAPITAL PROJECTS GRANTS	943,371.00	-	-	943,371.00
803 0011 30 39	Box Springs Communications Site	7220 TECHNOLOGY SERVICES ASSET FUND	19,735.00	-	-	19,735.00
803 0030	Park Restroom Renovations at Various Sites	3016 PCS CAPITAL PROJ (QUIMBY)	378,300.00	-	-	378,300.00
803 0031	Towngate Community Center Renovation	3016 PCS CAPITAL PROJ (QUIMBY)	16,668.00	-	-	16,668.00
803 0031	Towngate Community Center Renovation	5113 CFD No. 1	94,430.00	-	94,430.00	-
803 0037	Civic Center Amphitheater and Park	3000 FACILITY CONSTRUCTION	-	-	-	-
803 0042	Corporate Yard Building/ Fleet Shop Remodel	3000 FACILITY CONSTRUCTION	460,565.00	7,548.87	-	453,016.13
803 0043	Corporate Yard Master Plan Improvements	3000 FACILITY CONSTRUCTION	48,219.00	-	4,639.21	43,579.79
803 0050	Fire Alarm Systems Replacement	3000 FACILITY CONSTRUCTION	1,617,410.00	-	11,600.00	1,605,810.00
803 0051	Grand Valley Ballroom Patio Lighting	3000 FACILITY CONSTRUCTION	200,000.00	-	-	200,000.00
803 0052	Main Library Renovation (Design)	3000 FACILITY CONSTRUCTION	250,000.00	-	-	250,000.00
803 0053	Public Safety Building HVAC Replacement	3000 FACILITY CONSTRUCTION	2,239,921.00	2,070,826.74	121,433.73	47,660.53
803 0054	Roof Rehabilitation (CRC & March Field Park)	5011 ZONE A PARKS	70,930.00	-	-	70,930.00
803 0055	Corporate Yard Office Building F	3000 FACILITY CONSTRUCTION	470,525.00	173,010.00	50,000.00	247,515.00
803 0056	Roof Rehabilitation (Animal Shelter)	3000 FACILITY CONSTRUCTION	9,857.00	-	-	9,857.00
803 0057	Senior Center Expansion	3000 FACILITY CONSTRUCTION	4,381,094.00	366,826.00	35,725.23	3,978,542.77
803 0058	Animal Shelter Expansion	3000 FACILITY CONSTRUCTION	465,035.00	113,893.88	150,490.50	200,650.62
803 0059	City Hall Elevator Modernization	3000 FACILITY CONSTRUCTION	627,200.00	62,200.00	65,000.00	500,000.00
803 0060	City Hall Security Improvements	3000 FACILITY CONSTRUCTION	600,000.00	-	-	600,000.00
803 0061	Civic Center Exterior Lighting Safety Upgrades	3000 FACILITY CONSTRUCTION	150,000.00	147,726.00	-	2,274.00
803 0062	Corporate Yard Master Plan Update	3000 FACILITY CONSTRUCTION	500,000.00	-	-	500,000.00
803 0063	Police Station Evidence Room and Lockers Improvements	3000 FACILITY CONSTRUCTION	150,000.00	-	-	150,000.00
803 0064	Annex 1 Water Meter	3000 FACILITY CONSTRUCTION	160,000.00	-	-	160,000.00
804 0008	Sunnymead Master Drainage Plan - Storm Drain Lines F and F-7	2001 MEASURE A	12,313.00	-	-	12,313.00
804 0008	Sunnymead Master Drainage Plan - Storm Drain Lines F and F-7	2301 CAPITAL PROJECTS GRANTS	36,940.00	-	6,759.12	30,180.88
804 0008	Sunnymead Master Drainage Plan - Storm Drain Lines F and F-7	3002 PUBLIC WORKS CAPITAL PROJECTS	5,442,265.00	91,480.70	58,623.24	5,292,161.06

Project Number	Project Description	Fund	Budget Amendment	Encumbrance Amount	Journal Amount	Remaining Budget w/ Encumbrances
804 0014	Sunnymead - Flaming Arrow Drive Storm Drain	2001 MEASURE A	79,380.00	-	-	79,380.00
804 0014	Sunnymead - Flaming Arrow Drive Storm Drain	3002 PUBLIC WORKS CAPITAL PROJECTS	77,123.00	-	-	77,123.00
804 0015	Sunnymead MDP Line B-16A	3002 PUBLIC WORKS CAPITAL PROJECTS	1,662,060.00	20,454.69	32,201.35	1,609,403.96
804 0017	Moreno MDP Line F-18	2001 MEASURE A	139,382.00	-	-	139,382.00
804 0017	Moreno MDP Line F-18	3002 PUBLIC WORKS CAPITAL PROJECTS	1,819,859.00	63,946.85	43,722.60	1,712,189.55
804 0018	Citywide Full Trash Capture Device Installation	2008 STORM WATER MANAGEMENT	347,642.00	-	-	347,642.00
804 0019	Water Quality Basin Remediation	2008 STORM WATER MANAGEMENT	200,000.00	-	512.54	199,487.46
805 0044	Alessandro Crosstown Tie	6011 ELECTRIC - RESTRICTED ASSETS	215,785.00	-	-	215,785.00
805 0045	Mobile Advanced Metering Infrastructure (AMI) System	6011 ELECTRIC - RESTRICTED ASSETS	295,647.00	-	-	295,647.00
805 0049	Day Street Line Extension	6011 ELECTRIC - RESTRICTED ASSETS	429,107.00	-	-	429,107.00
805 0054	City Hall Annex Solar Carports	6011 ELECTRIC - RESTRICTED ASSETS	422,338.00	-	-	422,338.00
805 0055	Eucalyptus Avenue Line Extension	6011 ELECTRIC - RESTRICTED ASSETS	95,273.00	-	-	95,273.00
805 0056	Moreno Beach Bridge Conduit Project	6011 ELECTRIC - RESTRICTED ASSETS	251,909.00	238,350.00	-	13,559.00
805 0057	Electrical Switch 61 Reconfiguration	6011 ELECTRIC - RESTRICTED ASSETS	109,620.00	-	-	109,620.00
805 0058	Alessandro/ Day/ Cactus Loop	6011 ELECTRIC - RESTRICTED ASSETS	1,207,772.00	22,895.15	8,961.67	1,175,915.18
805 0059	Curbside Electric Vehicle Charging Station	6011 ELECTRIC - RESTRICTED ASSETS	66,000.00	-	-	66,000.00
805 0060	Electric Vehicle Charging Station Corporate Yard	6011 ELECTRIC - RESTRICTED ASSETS	116,000.00	-	-	116,000.00
805 0061	Gas Switch Alternatives	6011 ELECTRIC - RESTRICTED ASSETS	672,824.00	99,535.61	267,031.75	306,256.64
805 0062	Indian Street Line Extension from Gentian Avenue to Iris Avenue	6011 ELECTRIC - RESTRICTED ASSETS	1,130,236.00	26,284.29	2,320.47	1,101,631.24
805 0063	ISS Network Cyber Security	6011 ELECTRIC - RESTRICTED ASSETS	27,527.00	-	-	27,527.00
805 0064	Moreno Beach Dr Line Extension from Cactus Ave to JFK Dr	6011 ELECTRIC - RESTRICTED ASSETS	1,139,986.00	24,879.04	2,149.82	1,112,957.14
805 0065	Moreno Valley Fire Station #6 SCE to MVU Cutover	6011 ELECTRIC - RESTRICTED ASSETS	141,000.00	3,179.64	2,170.96	135,649.40
805 0066	MoVal Substation Relay Upgrades	6011 ELECTRIC - RESTRICTED ASSETS	21,810.00	-	-	21,810.00
805 0067	Nason St Loop Tie from Iris Ave to Cactus Ave	6011 ELECTRIC - RESTRICTED ASSETS	1,086,976.00	27,859.07	393.22	1,058,723.71
805 0068	Moreno Valley Substation Upgrade	6011 ELECTRIC - RESTRICTED ASSETS	619,797.00	-	-	619,797.00
805 0069	Moreno Valley Substation Automation	6011 ELECTRIC - RESTRICTED ASSETS	2,497,499.00	-	-	2,497,499.00
805 0070	Edgemont Substation	6011 ELECTRIC - RESTRICTED ASSETS	2,356,000.00	-	324,978.97	2,031,021.03
805 0071	Moreno Beach Dr Line Extension from Oliver St to JFK Dr	6011 ELECTRIC - RESTRICTED ASSETS	1,349,000.00	-	-	1,349,000.00
805 0072	Battery Storage	6011 ELECTRIC - RESTRICTED ASSETS	1,260,000.00	-	-	1,260,000.00
805 0073	Electric Vehicle Charging Infrastructure	6011 ELECTRIC - RESTRICTED ASSETS	316,340.00	-	-	316,340.00
805 0074	MVU Warehousing Facilities for Storing Electrical Equipment	6011 ELECTRIC - RESTRICTED ASSETS	435,000.00	-	-	435,000.00
805 0076	World Logistics Center Substation	6011 ELECTRIC - RESTRICTED ASSETS	125,000.00	-	-	125,000.00
806 SD	Special Districts 79006	5013 ZONE E EXTENSIVE LANDSCAPE	51,000.00	-	-	51,000.00
806 SD	Special Districts 79006	5014 LMD 2014-02 LANDSCAPE MAINT DIST	600,000.00	32,677.00	71,180.00	496,143.00
806 SD	Special Districts 79006	5111 ZONE D STANDARD LANDSCAPE	996,000.00	-	-	996,000.00
806 SD	Special Districts 79006	5112 ZONE M MEDIANS	268,000.00	-	-	268,000.00
807 0004 50 57	Replacement Playground Equipment	3016 PCS CAPITAL PROJ (QUIMBY)	422,788.00	422,787.85	4,408.32	(4,408.17)
807 0005 50 57	Annual ADA Park Improvements	3016 PCS CAPITAL PROJ (QUIMBY)	562,770.00	-	-	562,770.00
807 0031 50 57	Rancho Verde Park	3015 PCS CAPITAL PROJ (PARK IMPRVMTS)	156,180.00	8,155.00	-	148,025.00
807 0045	Cottonwood Golf Center Irrigation Improvements	3016 PCS CAPITAL PROJ (QUIMBY)	262,490.00	-	9,928.75	252,561.25
807 0047	Moreno Valley Community Park Soccer Field Improvements	3006 PARKS-COMM SERV CAPITAL PROJECTS	98,460.00	-	-	98,460.00

Project Number	Project Description	Fund	Budget Amendment	Encumbrance Amount	Journal Amount	Remaining Budget w/ Encumbrances
807 0052	Drinking Fountain Replacements at Various Parks	3016 PCS CAPITAL PROJ (QUIMBY)	40,000.00	41,398.46	-	(1,398.46)
807 0052	Drinking Fountain Replacements at Various Parks	5113 CFD No. 1	34,061.00	34,218.68	-	(157.68)
807 0053	LED Lighting Improvements at Various Parks	3015 PCS CAPITAL PROJ (PARK IMPRVMTS)	261,561.00	-	-	261,561.00
807 0053	LED Lighting Improvements at Various Parks	5113 CFD No. 1	10,000.00	-	-	10,000.00
807 0054	Moreno Valley Bark Park	3015 PCS CAPITAL PROJ (PARK IMPRVMTS)	139,420.00	-	-	139,420.00
807 0056	Moreno Valley Community Park Picnic Shelter Replacement	3015 PCS CAPITAL PROJ (PARK IMPRVMTS)	72,491.00	-	-	72,491.00
807 0058	Pump Track at Morrison Park	3015 PCS CAPITAL PROJ (PARK IMPRVMTS)	1,211,495.00	65,545.91	14,700.34	1,131,248.75
807 0060	Park Rehab & Refurbishment Program	3006 PARKS-COMM SERV CAPITAL PROJECTS	6,000,000.00	-	1,036,982.67	5,246,626.16
807 0060	Park Rehab & Refurbishment Program	5011 ZONE A PARKS	-	-	-	-
808 0004 70 76	Traffic Signal Coordination Program	2005 AIR QUALITY MANAGEMENT	30,775.00	13,367.98	17,407.02	-
808 0013 70 76	Traffic Signal Equipment Upgrades	1010 GENERAL FUND	-	-	-	-
808 0013 70 76	Traffic Signal Equipment Upgrades	2000 STATE GASOLINE TAX	196,224.00	-	17,396.01	178,827.99
808 0013 70 76	Traffic Signal Equipment Upgrades	2001 MEASURE A	335,842.00	11,264.68	10,890.54	313,686.78
808 0033	Citywide Traffic Sign Retroreflectivity Inventory (2022)	2000 STATE GASOLINE TAX	179,885.00	-	4,295.42	175,589.58
808 0035	Traffic Signal Upgrades FY 22/23	2000 STATE GASOLINE TAX	108,936.00	-	3,394.58	105,541.42
808 0035	Traffic Signal Upgrades FY 22/23	2301 CAPITAL PROJECTS GRANTS	982,710.00	-	-	982,710.00
808 0036	Iris Corridor Safety Improvements/Heacock to Nason	2000 STATE GASOLINE TAX	49,676.00	-	4,837.52	44,838.48
808 0036	Iris Corridor Safety Improvements/Heacock to Nason	2301 CAPITAL PROJECTS GRANTS	449,370.00	-	-	449,370.00
808 0037	Perris Blvd Signalized Intersections Safety Improvements	2000 STATE GASOLINE TAX	71,846.00	-	4,326.88	67,519.12
808 0037	Perris Blvd Signalized Intersections Safety Improvements	2301 CAPITAL PROJECTS GRANTS	648,900.00	-	-	648,900.00
808 0038	Overnight Intersection Visibility Systemic Safety Improvements	2000 STATE GASOLINE TAX	143,616.00	-	1,965.90	141,650.10
808 0038	Overnight Intersection Visibility Systemic Safety Improvements	2301 CAPITAL PROJECTS GRANTS	1,294,830.00	-	-	1,294,830.00
808 0040	Redlands Boulevard / Locust Avenue Traffic Signal	3302 DIF TRAFFIC SIGNAL CAPITAL PROJ	250,000.00	-	883.71	249,116.29
809 0001 30 39	Citywide Fiber Optic Comm Exp	7220 TECHNOLOGY SERVICES ASSET FUND	235,661.00	-	-	235,661.00
810 0001 30 39	Technology Services Equipment Upgrades	7220 TECHNOLOGY SERVICES ASSET FUND	2,417,056.00	-	-	2,417,056.00
810 0019	Broadband for Parks	2512 COMM DEV BLOCK GRANT (CDBG)	11,966.00	-	51,815.29	(39,849.29)
810 0021	Electric Vehicle Charging Infrastructure Master Plan	1010 GENERAL FUND	28,225.00	13,241.21	14,983.79	-
810 0021	Electric Vehicle Charging Infrastructure Master Plan	2301 CAPITAL PROJECTS GRANTS	217,855.00	102,200.98	86,261.41	29,392.61
810 0022	MV Roadway Safety Improvements in Three Areas	2000 STATE GASOLINE TAX	108,900.00	-	4,666.43	104,233.57
810 0022	MV Roadway Safety Improvements in Three Areas	2301 CAPITAL PROJECTS GRANTS	435,600.00	-	-	435,600.00
810 0023	Emergency Operation Center Modernization	1010 GENERAL FUND	399,261.00	141,916.68	249,187.52	8,156.80

DIF FUND BALANCES

The following table outlines the Development Impact Fees (DIF) fund balances as of 12/31/2023.

Fund	Available Fund Balance as of 12/31/2023
2901 DIF-ARTERIAL STREETS	2,163,599
2902 DIF-TRAFFIC SIGNALS	2,326,915
2903 DIF-FIRE	5,516,349
2904 DIF-POLICE	*(5,967,571)
2905 DIF-PARK IMPROVEMENTS	1,448,314
2019 QUIMBY IN-LIEU PARK FEES	4,714,598
2907 DIF-REC CENTER	306,949
2908 DIF-LIBRARY	5,694,767
2909 DIF-CITY HALL	211,306
2910 DIF-CORPORATE YARD	*(2,669,085)
2911 DIF-INTERCHANGE IMPROVEMENT	3,546,002
2912 DIF-MAINTENANCE EQUIPMENT	1,399,244
2913 DIF-ANIMAL SHELTER	*(80,039)
2914 DIF-Administration	677,686
2915 DIF-WORKFORCE DEV FACILITIES	81,092
2916 DIF-PUBLIC ART	1,032,332

* Pays Debt Services to the 2014 Refunding Lease to refund a portion of the 2005 Lease Revenue Bonds

** Corporate Yard Office Buidling F Project (803 0055) is budgeted for \$4,800,000 in FY 24/25, but expenditures will not commence until revenues are received

*** Animal Shelter Expansion and Refurbishment Ph 1 Project (803 0058) is budgeted for \$465, 035 in FY 23/24, but expenditures will not commence until revenues are received

PROJECT SHEETS FOR NEW AND REVISED PROJECTS

Changes to the CIP are reviewed and approved by City Council through an individual project related Staff Report, or in quarterly budget adjustments. Project Sheets are revised if there are changes to the funding source and their respective amounts. New Project Sheets are added to the CIP as we continue to receive grant funds and support citywide improvements. The following Project Sheets are mid-year revisions and additions to our CIP.

Revised Projects

807 0060 – Park Rehab & Refurbishment Program

810 0023 – Emergency Operation Center Modernization

New Projects

801 0090 – ADA Curb Ramps Remediation

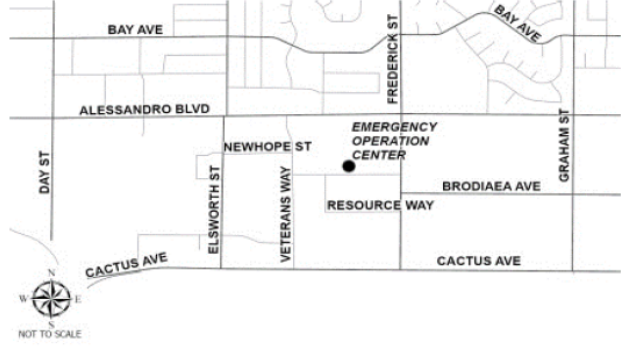
804 0020 –Moreno MDP Line K/Reche Canyon Detention-Debris Basin

805 0077 – Circuit Sensor Research and Development

REVISED

CITY OF MORENO VALLEY
Capital Improvement Plan - Project Details
FYs 2023-2028 and Beyond

3-0

Project Title: Emergency Operation Center Modernization		Project Status: <input checked="" type="checkbox"/> New <input type="checkbox"/> In Progress <input type="checkbox"/> Completed		Project Priority in CIP Category: <input checked="" type="checkbox"/> Essential (Start within 1 yr) <input type="checkbox"/> Necessary (Start within 1 to 3 yrs) <input type="checkbox"/> Desirable (Start within 3 to 5 yrs) <input type="checkbox"/> Deferrable (Start within 5 to 10 yrs)	
Department / Division: Fire Department / Emergency Management Services		<input type="checkbox"/> Deleted <input type="checkbox"/> On Hold			
Project Description: This project will upgrade and modernize the Emergency Operation Center (EOC) to include state-of-the art emergency response functionality with upgraded technology interfaces that will allow multiple emergency input types (cable TV, satellite TV, City camera system feed, Internet, etc.) from numerous input points throughout the City. Increased functionality will include wireless communication technology, additional viewing monitor displays, docking stations, layout tables, and help facilitate future upgrades. Installation: October 2023		Project Location Map: 			
Justification or Significance of Improvement: The City EOC has not been upgraded in technology or design since its construction in 2010. Modern day functionality is crucial to ensure a fully functional facility during emergency response.		Council District(s): <input checked="" type="checkbox"/> District 1 <input type="checkbox"/> District 2 <input type="checkbox"/> District 3 <input type="checkbox"/> District 4			
Estimated Maintenance Costs: Maintenance is provided along with the equipment purchase for a period of two to six years at a cost of \$75,000 total.					

Life-to-Date Expenditures Through FY 2021/2022: 2,204,175			FY 23/24 - FY 24/25 Budget					
PROJECT PHASE	Budget FY 2022/2023		New Request FY 2023/2024	New Request FY 2024/2025	FY 2025/2026	FY 2026/2027	FY 2027/2028 and Beyond	Total
Prelim. Eng. / Environ. Design Right of Way Construction Other								
	575,911		25,000					25,000
PROJECT TOTAL	575,911		25,000	0	0	0	0	25,000
FUNDING SOURCE	Budget FY 2022/2023		New Request FY 2023/2024	New Request FY 2024/2025	FY 2025/2026	FY 2026/2027	FY 2027/2028 and Beyond	Total
General Fund (1010) 810 0023-1010	575,911		25,000					25,000
REVENUE TOTAL	575,911		25,000	0	0	0	0	25,000

*Budget Adjustment in Mid-Year

Attachment: FY 2023 Mid-Year CIP Budget Review [Revision 1] (6505 : FY23/24 MID-YEAR OPERATING &

NEW

**CITY OF MORENO VALLEY
Capital Improvement Plan - Project Details
FYs 2023-2028 and Beyond**

Project Title: ADA Curb Ramps Remediation Project		Project Status: <input checked="" type="checkbox"/> New <input type="checkbox"/> In Progress <input type="checkbox"/> Completed <input type="checkbox"/> Deleted <input type="checkbox"/> On Hold		Project Priority in CIP Category: <input checked="" type="checkbox"/> Essential (Start within 1 yr) <input type="checkbox"/> Necessary (Start within 1 to 3 yrs) <input type="checkbox"/> Desirable (Start within 3 to 5 yrs) <input type="checkbox"/> Deferrable (Start within 5 to 10 yrs)	
Department / Division: Public Works Department / Transportation Engineering Division		Project Location Map: <div align="center" style="font-size: 2em; color: gray;">Place map image here CITYWIDE</div>			
Project Description: The Transportation Engineering Division has received grant funding to remediate a total of 66 pedestrian access ramps in 27 citywide locations that are currently not in compliance with the Americans with Disabilities Act (ADA) requirements.					
Justification or Significance of Improvement: The selected locations are currently non ADA-compliant, and makes it difficult for people with disabilities to cross public streets safely. The selected locations are also within Disadvantaged Communities and/or near schools.					
Estimated Maintenance Costs: No cost.		Council District(s): <input checked="" type="checkbox"/> District 1 <input checked="" type="checkbox"/> District 2 <input checked="" type="checkbox"/> District 3 <input checked="" type="checkbox"/> District 4			

XX

Life-to-Date Expenditures Through FY 2021/2022:			FY 23/24 - FY 24/25 Budget					
PROJECT PHASE	Budget FY 2022/2023		New Request FY 2023/2024	New Request FY 2024/2025	FY 2025/2026	FY 2026/2027	FY 2027/2028 and Beyond	Total
Prelim. Eng. / Environ. Design Right of Way Construction Other			1,523,000					1,523,000
PROJECT TOTAL	0		1,523,000	0	0	0	0	1,523,000

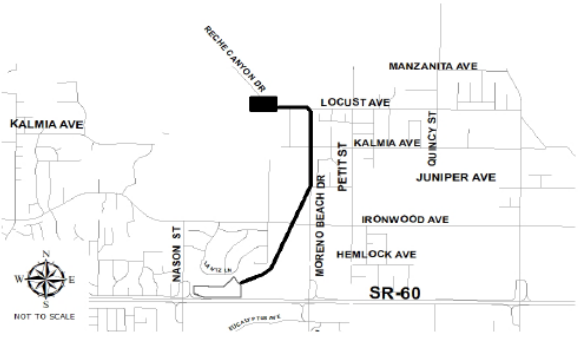
FUNDING SOURCE	Budget FY 2022/2023		New Request FY 2023/2024	New Request FY 2024/2025	FY 2025/2026	FY 2026/2027	FY 2027/2028 and Beyond	Total
Cap Proj Grants (2301) 801 0109-2301			1,523,000					1,523,000
REVENUE TOTAL	0		1,523,000	0	0	0	0	1,523,000

*Staff Report 6455 - CC Approved Grant on 12/19/2023

Attachment: FY 2023 Mid-Year CIP Budget Review [Revision 1] (6505 : FY23/24 MID-YEAR OPERATING &

NEW

**CITY OF MORENO VALLEY
Capital Improvement Plan - Project Details
FYs 2023-2028 and Beyond**

Project Title: Moreno MDP Line K and Reche Canyon Detention-Debris Basin		Project Status:		Project Priority in CIP Category:				
Department / Division: Public Works / Capital Projects		<input checked="" type="checkbox"/> New <input type="checkbox"/> In Progress <input type="checkbox"/> Completed <input type="checkbox"/> Deleted <input type="checkbox"/> On Hold		<input checked="" type="checkbox"/> Essential (Start within 1 yr) <input type="checkbox"/> Necessary (Start within 1 to 3 yrs) <input type="checkbox"/> Desirable (Start within 3 to 5 yrs) <input type="checkbox"/> Deferrable (Start within 5 to 10 yrs)				
Project Description: This project will install a retention-debris basin at Reche Canyon Drive and Locust Avenue, and the Sunnymead MDP storm drain Line K starting from this basin, going east along Locust Ave., then going south along Moreno Beach Dr. to the intersection of Moreno Beach Drive and Juniper Avenue, then going southwest across the open field the existing Nason Basin. Riverside County Flood Control Area Drainage Plan (ADP) fees are to be used as local match for federal funding received for this project. Justification or Significance of Improvement: The proposed storm drain is to be designed and constructed to mitigate flooding for Locust Ave. and Moreno Beach Dr., and for the community bounded by Locust Ave. on the north, SR-60 on the south, Nason St. on the west, and Moreno Beach Dr. on the east. Estimated Maintenance Costs: The Riverside County Flood Control and Water Conservation District will maintain pipes larger than 36" diameter. City will maintain pipes 36" diameter or smaller. Annual average costs associated with storm drain maintenance are estimated at approximately \$121 per catch basin. This does not include actual catch basin and/or pipeline replacement, which typically have lifespans of 70 to 100 years. Although actual maintenance costs may vary, these estimated maintenance costs are based on historical maintenance costs for the City of Moreno Valley's storm drain infrastructure. Drainage maintenance funding will be part of the deferred maintenance for the whole network.		Project Location Map: 						
		Council District(s): <input type="checkbox"/> District 1 <input checked="" type="checkbox"/> District 2 <input type="checkbox"/> District 3 <input type="checkbox"/> District 4						
Life-to-Date Expenditures Through FY 2021/2022:			FY 23/24 - FY 24/25 Budget					
PROJECT PHASE	Budget FY 2022/2023		New Request FY 2023/2024	New Request FY 2024/2025	FY 2025/2026	FY 2026/2027	FY 2027/2028 and Beyond	Total
Prelim. Eng. / Environ. Design Right of Way Construction Other			50,000					50,000
PROJECT TOTAL	0		50,000	0	0	0	0	50,000
FUNDING SOURCE	Budget FY 2022/2023		New Request FY 2023/2024	New Request FY 2024/2025	FY 2025/2026	FY 2026/2027	FY 2027/2028 and Beyond	Total
General Fund (1010) 804 0020 1010			50,000					50,000
REVENUE TOTAL	0		50,000	0	0	0	0	50,000

XX

*Budget Adjustment in Mid-Year

Attachment: FY 2023 Mid-Year CIP Budget Review [Revision 1] (6505 : FY23/24 MID-YEAR OPERATING &

NEW

**CITY OF MORENO VALLEY
Capital Improvement Plan - Project Details
FYs 2023-2028 and Beyond**

<p>Project Title: Circuit Sensor Research and Development</p> <p>Department / Division: Public Works Department / Electric Utility Division</p>	<p>Project Status:</p> <input checked="" type="checkbox"/> New <input type="checkbox"/> Deleted <input type="checkbox"/> In Progress <input type="checkbox"/> On Hold <input type="checkbox"/> Completed	<p>Project Priority in CIP Category:</p> <input checked="" type="checkbox"/> Essential (Start within 1 yr) <input type="checkbox"/> Necessary (Start within 1 to 3 yrs) <input type="checkbox"/> Desirable (Start within 3 to 5 yrs) <input type="checkbox"/> Deferrable (Start within 5 to 10 yrs)
<p>Project Description: This project will be a collaboration with a research institution to install sensors on our existing electrical equipment to help us make more informed decisions about the operations and maintenance of our system.</p> <p>Environmental: January 2024</p> <p>Design: January 2024 to February 2024</p> <p>Construction: February 2024 to April 2024</p> <p>Justification or Significance of Improvement: This project will provide important data to improve decision making in the Utility's electric system modeling.</p> <p>Estimated Maintenance Costs: Ongoing maintenance costs are built into Moreno Valley Utilities rate structure as part of the cost to serve.</p>	<p>Place map image here</p>	
<p>Council District(s):</p> <input type="checkbox"/> District 1 <input type="checkbox"/> District 2 <input checked="" type="checkbox"/> District 3 <input type="checkbox"/> District 4		

XX

Life-to-Date Expenditures Through FY 2021/2022:		FY 23/24 - FY 24/25 Budget					
PROJECT PHASE	Budget FY 2022/2023	New Request FY 2023/2024	New Request FY 2024/2025	FY 2025/2026	FY 2026/2027	FY 2027/2028 and Beyond	Total
Prelim. Eng. / Environ. Design		1,000					1,000
Right of Way Construction		45,000					45,000
Other		4,000					4,000
PROJECT TOTAL	0	50,000		0	0	0	50,000
FUNDING SOURCE	Budget FY 2022/2023	New Request FY 2023/2024	New Request FY 2024/2025	FY 2025/2026	FY 2026/2027	FY 2027/2028 and Beyond	Total
Electric-Restricted (6012) 805 0077-6011		50,000					50,000
REVENUE TOTAL	0	50,000		0	0	0	50,000

*Budget Adjustment in Mid-Year

Attachment: FY 2023 Mid-Year CIP Budget Review [Revision 1] (6505 : FY23/24 MID-YEAR OPERATING &

SUMMARY

Population growth and private development increased the demand for street and traffic signal construction, new parks, expansion of public buildings, and new electric facilities to reliably serve existing and future customers. Aligning the City's capital budget with community needs will continue to be a challenge. However, the city has taken steps to expand funding that demonstrates its commitment to maintaining and enhancing capital needs. Capital planning represents an ongoing investment in the City's future to ensure the timely repair and replacement of aging infrastructure, and the implementation of priorities to meet the demands of our community. Staff will continue to pursue funding alternatives and identify priorities for Council's consideration to deliver projects that meet the needs of the city and the region.

RESOLUTION NO. 2024-XX

A RESOLUTION OF THE CITY COUNCIL OF THE CITY OF MORENO VALLEY, CALIFORNIA, ADOPTING THE REVISED OPERATING AND CAPITAL BUDGETS FOR FISCAL YEARS 2023/24 AND 2024/25

WHEREAS, the City Council approved the Operating and Capital Budgets for the City for Fiscal Years 2023/24 and 2024/25, a copy of which, as may have been amended by the City Council, is on file in the Office of the City Clerk and is available for public inspection; and

WHEREAS, the City Council approves amendments to the budgets throughout the fiscal year and such prior amendments are reflected within the current amended budget and further ratified as part of the adoption of the quarterly budget amendments; and

WHEREAS, the City Manager has heretofore submitted to the City Council proposed amendments to the Operating and Capital Budgets for the City for Fiscal Years 2023/24 and 2024/25, a copy of which, as may have been amended by the City Council, is on file in the Office of the City Clerk and is available for public inspection; and

WHEREAS, the said proposed amendments to the Operating and Capital Budgets contain estimates of the services, activities and projects comprising the budget, and contains expenditure requirements and the resources available to the City; and

WHEREAS, the said proposed amendments to the Operating and Capital Budgets contain the estimates of uses of fund balance as required to stabilize the delivery of City services during periods of operational deficits; and

WHEREAS, the City Council has made such revisions to the proposed amended Operating and Capital Budgets as so desired; and

WHEREAS, the amended Operating and Capital Budgets, as herein approved, will enable the City Council to make adequate financial plans and will ensure that City officers can administer their respective functions in accordance with such plans.

1
Resolution No. 2024-XX
Date Adopted: February 06, 2024

NOW, THEREFORE, THE CITY COUNCIL OF THE CITY OF MORENO VALLEY, CALIFORNIA, DOES HEREBY RESOLVE AS FOLLOWS:

1. The proposed amendments to the Operating and Capital Budgets, attached as Exhibit A and as on file in the Office of the City Clerk, and as may have been amended by the City Council, are hereby approved and adopted as the annual Operating and Capital Budgets of the City of Moreno Valley for Fiscal Years 2023/24 and 2024/25.
2. The Proposed Amendments to the City Position Summary, included as Exhibit B to this Resolution, and on file in the Office of the City Clerk, and as may have been amended by the City Council, is hereby adopted as part of the Approved City Position Summary of the City of Moreno Valley for Fiscal Years 2023/24 and 2024/25.
3. The Proposed Amendments to the Career Positions Salary Schedule, included as Exhibit C to this Resolution, and on file in the Office of the City Clerk, and as may have been amended by the City Council, is hereby adopted as part of the Approved Career Positions Salary Schedule of the City of Moreno Valley for Fiscal Years 2023/24 and 2024/25.
4. The amounts of proposed expenditures, which include the uses of fund balance specified in the approved budget, are hereby appropriated for the various budget programs and units for said fiscal year.
5. Within fifteen (15) days after the adoption of this Resolution, the City Clerk shall certify to the adoption hereof and, as so certified, cause a copy to be posted in at least three (3) public places within the City.

BE IT FURTHER RESOLVED that this Resolution shall take effect immediately upon its adoption.

2
Resolution No. 2024-XX
Date Adopted: February 06, 2024

APPROVED AND ADOPTED this 6th day of February, 2024.

Mayor of the City of Moreno Valley

ATTEST:

City Clerk

APPROVED AS TO FORM:

City Attorney

Resolution No. 2024-XX³
Date Adopted: February 06, 2024

Attachment: City Resolution 2024-XX [Revision 1] (6505 : FY23/24 MID-YEAR OPERATING & CIP BUDGET REVIEW AND APPROVAL OF THE

RESOLUTION JURAT

STATE OF CALIFORNIA)
COUNTY OF RIVERSIDE) ss.
CITY OF MORENO VALLEY)

I, Jane Halstead, City Clerk of the City of Moreno Valley, California, do hereby certify that Resolution No. 2024-XX was duly and regularly adopted by the City Council of the City of Moreno Valley at a regular meeting thereof held on the 6th day of February, 2024, by the following vote:

AYES:

NOES:

ABSENT:

ABSTAIN:

(Council Members, Mayor Pro Tem and Mayor)

CITY CLERK

(SEAL)

Resolution No. 2024-XX⁴
Date Adopted: February 06, 2024

Attachment: City Resolution 2024-XX [Revision 1] (6505 : FY23/24 MID-YEAR OPERATING & CIP BUDGET REVIEW AND APPROVAL OF THE

CITY OF MORENO VALLEY
GENERAL FUND
FY 2023/24 Proposed Amendments

Department	Fund	Account Description	General Ledger Account	Project	Fiscal Year 2023/24 Amended Budget	Proposed Amendment	Revised Budget	Description - Proposed Adjustment
Community Development	1010	Parking Cntrl Penalts-Handicapp	1010-20-26-20110-440080		\$ 33,000	\$ 25,000	\$ 58,000	Projected revenues
Community Development	1010	Admin Citation Fees	1010-20-26-20110-500900		700,000	100,000	800,000	Projected revenues
Community Development	1010	Special Inspection Fees	1010-20-26-20110-520000		90,000	90,000	180,000	Projected revenues
Financial & Management Services	1010	Transfers in - from EQUIP REPLACEMENT (FURN & EQUIP)	1010-99-99-91010-807510		1,358,085	549,997	1,908,082	Budget true-up
REVENUE TOTAL					\$ 2,181,085	\$ 764,997	\$ 2,946,082	

Department	Fund	Account Description	General Ledger Account	Project	Fiscal Year 2023/24 Amended Budget	Proposed Amendment	Revised Budget	Description - Proposed Adjustment
City Council	1010	Council - Dist 1 Discretionary-Carryover	1010-10-01-10011-620116		\$ -	\$ 2,539	\$ 2,539	Projected expenses
City Council	1010	Council - Dist 2 Discretionary-Carryover	1010-10-01-10012-620117		-	648	648	Projected expenses
City Council	1010	Council - Dist 3 Discretionary-Carryover	1010-10-01-10013-620118		-	6,461	6,461	Projected expenses
City Council	1010	Council - Dist 4 Discretionary-Carryover	1010-10-01-10014-620119		-	1,332	1,332	Projected expenses
City Council	1010	Council - Mayor Discretionary-Carryover	1010-10-01-10015-620131		-	10	10	Projected expenses
City Manager	1010	Salaries-Regular - Other	1010-16-15-16010-611199		151,572	29,905	181,477	Projected expenses
Community Development	1010	Salaries-Temporary	1010-20-26-20110-611310		195,000	100,000	295,000	Projected expenses
Community Development	1010	Technical Svcs - Admin Cites	1010-20-26-20110-620820		81,250	40,000	121,250	Projected expenses
Community Development	1010	Oper Mtrls - Fuel: Gasoline	1010-20-26-20110-630355		25,000	25,000	50,000	Projected expenses
Financial & Management Services	1010	Salaries-Regular	1010-30-34-45310-611110		86,372	(86,372)	-	Reallocation of budget
Financial & Management Services	1010	Benefits - PERS & ERPD Def Comp	1010-30-34-45310-612110		33,002	(33,002)	-	Reallocation of budget
Financial & Management Services	1010	Benefits - Bank	1010-30-34-45310-612120		10,290	(10,290)	-	Reallocation of budget
Financial & Management Services	1010	Benefits - Medicare	1010-30-34-45310-612130		1,316	(1,316)	-	Reallocation of budget
Financial & Management Services	1010	Benefits - Group Life Insurance	1010-30-34-45310-612140		368	(368)	-	Reallocation of budget
Financial & Management Services	1010	Benefits - ST/LT Disability	1010-30-34-45310-612145		783	(783)	-	Reallocation of budget
Financial & Management Services	1010	Benefits - Addl % Mgmt Pkg	1010-30-34-45310-612150		1,166	(1,166)	-	Reallocation of budget
Financial & Management Services	1010	Benefits - Annuity	1010-30-34-45310-612160		2,071	(2,071)	-	Reallocation of budget
Financial & Management Services	1010	Salaries-Regular - Other	1010-30-34-45310-611199		-	119,470	119,470	Reallocation of budget
Fire	1010	CIP Other	1010-40-47-80010-720199	810 0023-1010-99	399,261	25,000	424,261	Projected expenses
Human Resources	1010	Professional Svcs - Other	1010-18-21-18020-620299		98,000	500,000	598,000	Projected expenses
Public Works	1010	CIP Other	1010-70-77-80004-720199	804 0020-1010-99	-	50,000	50,000	Projected expenses
EXPENSE TOTAL					\$ 1,085,451	\$ 764,997	\$ 1,850,448	

CITY OF MORENO VALLEY
NON-GENERAL FUND
FY 2023/2024 Proposed Amendments

Department	Fund	Account Description	General Ledger Account	Project	Fiscal Year 2023/24 Amended Budget	Proposed Amendment	Revised Budget	Description - Proposed Adjustment
Financial & Management Services	2020	Reimbursement Agreement	2020-30-34-45310-500600		\$ 257,500	\$ 3,923	\$ 261,423	Projected expenses
Financial & Management Services	2901	Transfers in - from MEASURE "A" FUND	2901-99-95-92901-802001		1,059,115	(93,917)	965,198	Budget true-up
Parks & Community Services	3015	Transfers in - from DIF - PARK IMPROVEMENTS	3015-99-99-93015-802905		60,000	286,456	346,456	Projected revenues
Financial & Management Services	5112	Transfers in - from CFD No. 2014-01	5112-99-99-95112-802050		15,000	9,000	24,000	Projected revenues
Public Works	6011	Transfers in - within cat ELECTRIC FUND	6011-99-99-96011-826010		1,500,000	500,000	2,000,000	Projected revenues
Public Works	6011	Transfers in - within cat ELECTRIC PUBLIC PURPOSE	6011-99-99-96011-826012		-	50,000	50,000	Projected expenses
Non-Department	7320	Transfers in - within categ FACILITIES REPLACEMENT RESERVE	7320-99-99-97320-827330		291,440	258,474	549,914	Projected revenues
Economic Development	8884	Interest Income - Investments	8884-99-99-98884-460010		-	25,000	25,000	Projected revenues
Economic Development	8884	Interest Inc. - Rental Rehab	8884-99-99-98884-460090		-	50,000	50,000	Projected revenues
Economic Development	8884	Unrealized Gains/Losses	8884-99-99-98884-464010		-	25,000	25,000	Projected revenues
Economic Development	8884	Other Misc. Revenue	8884-99-99-98884-589900		-	1,000	1,000	Projected expenses
REVENUE TOTAL					\$ 3,183,055	\$ 1,114,936	\$ 4,297,991	

Attachment: City Resolution 2024-XX [Revision 1] (6505 : FY23/24 MID-YEAR OPERATING & CIP BUDGET

**CITY OF MORENO VALLEY
NON-GENERAL FUND
FY 2023/2024 Proposed Amendments**

Department	Fund	Account Description	General Ledger Account	Project	Fiscal Year 2023/24 Amended Budget	Proposed Amendment	Revised Budget	Description - Proposed Adjustment
Public Works	2001	Oper Mtrls - Tools	2001-70-76-45122-630320		\$ 5,000	\$ 35,000	\$ 40,000	Projected expenses
Public Works	2001	Oper Mtrls - Improvements	2001-70-76-45122-630332		204,058	35,000	239,058	Projected expenses
Financial & Management Services	2001	Transfers to DIF - ARTERIAL STREETS	2001-99-99-92001-902901		1,059,115	(93,917)	965,198	Budget true-up
Public Works	2008	Salaries-Regular - Other	2008-70-29-20450-611199		-	139,260	139,260	Projected expenses
Public Works	2008	Salaries-Regular - Other	2008-70-29-20451-611199		-	34,372	34,372	Projected expenses
Financial & Management Services	2020	Salaries-Regular - Other	2020-30-34-45310-611199		55,893	15,898	71,791	Projected expenses
Financial & Management Services	2050	Transfers to ZONE "M" MEDIAN FUND	2050-99-99-92050-905112		15,000	9,000	24,000	Projected expenses
Parks & Community Services	2905	Transfers to PCS CAP PROJECT (PARK IMPROVEMENTS)	2905-99-95-92905-903015		60,000	286,456	346,456	Projected expenses
Parks & Community Services	3015	CIP Other	3015-50-57-80007-720199	807 0060-3015-99	1,841,147	286,456	2,127,603	Projected expenses
Parks & Community Services	5011	Maint & Repair - Bldg & Ground	5011-50-57-35210-620910		70,000	200,000	270,000	Projected expenses
Parks & Community Services	5011	Nuisance Abatement	5011-50-57-35210-625015		39,400	70,000	109,400	Projected expenses
Parks & Community Services	5011	Mach-Equip-New - Furn & Equip	5011-50-57-35210-660310		-	100,000	100,000	Projected expenses
Parks & Community Services	5011	Maint & Repair - Bldg & Ground	5011-50-57-35211-620910		315,000	125,000	440,000	Projected expenses
Parks & Community Services	5011	Mach-Equip-New - Other	5011-50-59-35314-660398		-	77,123	77,123	Projected expenses
Parks & Community Services	5016	Maint & Repair - Bldg & Ground	5016-50-57-25727-620910		-	58,100	58,100	Projected expenses
Parks & Community Services	5016	Utilities - Electricity	5016-50-57-25727-621010		-	8,500	8,500	Projected expenses
Parks & Community Services	5016	Utilities - Water	5016-50-57-25727-621030		-	15,000	15,000	Projected expenses
Financial & Management Services	5110	Utilities - Electricity	5110-30-79-25703-621010		675,180	25,000	700,180	Projected expenses
Parks & Community Services	5113	Maint & Repair - Bldg & Ground	5113-50-57-35216-620910		239,000	371,000	610,000	Projected expenses
Parks & Community Services	5113	CIP Other	5113-50-57-80007-720199	807 0060-5113-99	44,061	1,030,000	1,074,061	Projected expenses
Public Works	6010	Salaries-Regular - Other	6010-70-80-45510-611199		-	15,821	15,821	Projected expenses
Public Works	6010	Software Maint/Support/License	6010-70-80-45510-625010		544,459	100,000	644,459	Projected expenses
Public Works	6010	Transfers to - within cat ELECTRIC - RESTRICTED ASSETS	6010-99-99-96010-926011		1,500,000	500,000	2,000,000	Projected expenses
Public Works	6011	CIP Other	6011-70-80-80005-720199	805 0077-6011-99	16,388,446	50,000	16,438,446	Projected expenses
Public Works	6012	Transfers to - within cat ELECTRIC - RESTRICTED ASSETS	6012-99-99-96012-926011		-	50,000	50,000	Projected expenses
Financial & Management Services	7310	Contractual Svcs - Other	7310-30-34-18438-625099		140,000	30,000	170,000	Projected expenses
Public Works	7320	Land - Improvements	7320-70-40-18410-660115		-	258,474	258,474	Projected expenses
Non-Department	7330	Transfers to - within cat FACILITIES MAINTENANCE ASSET FUND	7330-99-99-97330-927320		291,440	258,474	549,914	Projected expenses
Financial & Management Services	7510	Transfers to GENERAL FUND	7510-99-97-88190-901010		1,320,394	549,997	1,870,391	Budget true-up
Economic Development	8884	Salaries-Regular - Other	8884-22-25-20601-611199		-	10,000	10,000	Projected expenses
Economic Development	8884	Professional Svcs - Legal Svcs	8884-22-25-20601-620230		-	150,000	150,000	Projected expenses
Economic Development	8884	Professional Svcs - Other	8884-22-25-20601-620299		32,000	240,700	272,700	Projected expenses
Economic Development	8884	Agency Svcs - Other	8884-22-25-20601-620399		-	2,000	2,000	Projected expenses
Economic Development	8884	Marketing Svcs - Advertising	8884-22-25-20601-620610		-	2,000	2,000	Projected expenses
Economic Development	8884	Postage - Mail	8884-22-25-20601-630110		-	100	100	Projected expenses
Economic Development	8884	Oper Suppl - Office	8884-22-25-20601-630210		-	100	100	Projected expenses
EXPENSE TOTAL					\$ 24,839,593	\$ 5,044,914	\$ 29,884,507	

Attachment: City Resolution 2024-XX [Revision 1] (6505 : FY23/24 MID-YEAR OPERATING & CIP BUDGET

**CITY OF MORENO VALLEY
GENERAL FUND
FY 2024/25 Proposed Amendments**

Department	Fund	Account Description	General Ledger Account	Project	Fiscal Year 2024/25 Amended Budget	Proposed Amendment	Revised Budget	Description - Proposed Adjustment
City Manager	1010	Salaries-Regular - Other	1010-16-15-16010-611199		\$ 159,150	\$ 66,517	\$ 225,667	Projected expenses
Financial & Management Services	1010	Salaries-Regular	1010-30-34-45310-611110		95,797	(95,797)	-	Reallocation of budget
Financial & Management Services	1010	Benefits - PERS & ERPD Def Comp	1010-30-34-45310-612110		35,867	(35,867)	-	Reallocation of budget
Financial & Management Services	1010	Benefits - Bank	1010-30-34-45310-612120		10,290	(10,290)	-	Reallocation of budget
Financial & Management Services	1010	Benefits - Medicare	1010-30-34-45310-612130		1,449	(1,449)	-	Reallocation of budget
Financial & Management Services	1010	Benefits - Group Life Insurance	1010-30-34-45310-612140		408	(408)	-	Reallocation of budget
Financial & Management Services	1010	Benefits - ST/LT Disability	1010-30-34-45310-612145		861	(861)	-	Reallocation of budget
Financial & Management Services	1010	Benefits - Addl % Mgmt Pkg	1010-30-34-45310-612150		1,292	(1,292)	-	Reallocation of budget
Financial & Management Services	1010	Benefits - Annuity	1010-30-34-45310-612160		2,238	(2,238)	-	Reallocation of budget
Financial & Management Services	1010	Salaries-Regular - Other	1010-30-34-45310-611199		-	81,685	81,685	Reallocation of budget
EXPENSE TOTAL					\$ 307,352	\$ -	\$ 307,352	

**CITY OF MORENO VALLEY
NON-GENERAL FUND
FY 2024/25 Proposed Amendments**

Department	Fund	Account Description	General Ledger Account	Project	Fiscal Year 2024/25 Amended Budget	Proposed Amendment	Revised Budget	Description - Proposed Adjustment
Financial & Management Services	2901	Transfers in - from MEASURE "A" FUND	2901-99-95-92901-802001		\$ 1,059,115	\$ (97,376)	\$ 961,739	Budget true-up
Parks & Community Services	3006	Transfers in - from ZONE "A" PARKS FUND	3006-99-99-93006-805011		-	1,784,177	1,784,177	Projected revenues
Parks & Community Services	3015	Transfers in - from DIF - PARK IMPROVEMENTS	3015-99-99-93015-802905		70,000	1,845,375	1,915,375	Projected revenues
REVENUE TOTAL					\$ 1,129,115	\$ 3,532,176	\$ 4,661,291	

Department	Fund	Account Description	General Ledger Account	Project	Fiscal Year 2024/25 Amended Budget	Proposed Amendment	Revised Budget	Description - Proposed Adjustment
Financial & Management Services	2001	Transfers to DIF - ARTERIAL STREETS	2001-99-99-92001-902901		\$ 1,059,115	\$ (97,376)	\$ 961,739	Budget true-up
Public Works	2008	Salaries-Regular - Other	2008-70-29-20450-611199		-	147,311	147,311	Projected expenses
Public Works	2008	Salaries-Regular - Other	2008-70-29-20451-611199		-	36,212	36,212	Projected expenses
Financial & Management Services	2020	Salaries-Regular - Other	2020-30-34-45310-611199		58,688	92,147	150,835	Projected expenses
Parks & Community Services	2905	Transfers to PCS CAP PROJECT (PARK IMPROVEMENTS)	2905-99-95-92905-903015		70,000	1,845,375	1,915,375	Projected expenses
Parks & Community Services	3006	CIP Other	3006-50-57-80007-720199	807 0060-3006-99	-	1,784,177	1,784,177	Projected expenses
Parks & Community Services	3015	CIP Other	3015-50-57-80007-720199	807 0060-3015-99	70,000	1,845,375	1,915,375	Projected expenses
Parks & Community Services	5011	Maint & Repair - Bldg & Ground	5011-50-57-35211-620910		315,000	147,000	462,000	Projected expenses
Parks & Community Services	5011	Transfers to PARKS & RECREATION CAP PROJ FD	5011-99-99-95011-903006		-	1,784,177	1,784,177	Projected expenses
Parks & Community Services	5016	Maint & Repair - Bldg & Ground	5016-50-57-25727-620910		-	136,100	136,100	Projected expenses
Parks & Community Services	5016	Utilities - Electricity	5016-50-57-25727-621010		-	33,500	33,500	Projected expenses
Parks & Community Services	5016	Utilities - Water	5016-50-57-25727-621030		-	60,000	60,000	Projected expenses
Public Works	6010	Salaries-Regular - Other	6010-70-80-45510-611199		-	35,179	35,179	Projected expenses
Financial & Management Services	7310	Contractual Svcs - Other	7310-30-34-18438-625099		145,000	30,000	175,000	Projected expenses
EXPENSE TOTAL					\$ 1,717,803	\$ 7,879,177	\$ 9,596,980	

Attachment: City Resolution 2024-XX [Revision 1] (6505 : FY23/24 MID-YEAR OPERATING & CIP BUDGET

**CITY OF MORENO VALLEY
GENERAL FUND
FY 2023/24 Ratification Amendments**

Department	Fund	Account Description	General Ledger Account	Project	Amendment	Description - Ratification
Human Resources	1010	Benefits - Wellness Incentive	1010-18-21-18020-612165		\$ 114,450	Projected revenues
Non-Department	1010	Benefits - Other	1010-99-99-91010-612199		(114,450)	Projected expenses
REVENUE TOTAL					\$ -	

**CITY OF MORENO VALLEY
GENERAL FUND
FY 2023/24 Ratification Amendments**

Department	Fund	Account Description	General Ledger Account	Project	Amendment	Description - Ratification
Financial & Management Services	1010	Transfers to 2011 PRIV PLACE REF. 97 LRBS	1010-99-99-91010-903751		\$ (187,587)	Projected revenues
EXPENSES TOTAL					\$ (187,587)	

**CITY OF MORENO VALLEY
NON-GENERAL FUND
FY 2023/24 Ratification Amendments**

Department	Fund	Account Description	General Ledger Account	Project	Amendment	Description - Ratification
Financial & Management Services	2207	State Grant-Operating Revenue	2207-30-34-77415-486000		\$ (3,341)	Grant true-up
Community Development	2300	State Grant-Operating Revenue	2300-20-38-73312-486000		8,582	Projected revenues
City Manager	2506	Fed Grant-Operating Revenue	2506-16-92-72657-485000	Community Development Block Grant HOME Projects	1,955,118	HOME grant program
Community Development	2715	Fed Grant-Operating Revenue	2715-20-26-72115-485000		60,829	JAG Grant
Financial & Management Services	3751	Transfers in - from GENERAL FUND	3751-99-90-93751-801010		(187,587)	Budget true-up
Financial & Management Services	3751	Transfers In - From SUCCESSOR AGENCY ADMIN FUND	3751-99-90-93751-804800		(150,000)	Budget true-up
REVENUE TOTAL					\$ 1,683,601	

Department	Fund	Account Description	General Ledger Account	Project	Amendment	Description - Ratification
Financial & Management Services	2207	Salaries-Regular	2207-30-34-77415-611110		\$ (3,341)	Grant true-up
Community Development	2300	Oper Mtrls - Furn & Equip	2300-20-38-73312-630330		8,582	Projected expenses
City Manager	2506	HOME Programs	2506-16-92-72657-733102	Community Development Block Grant HOME Projects	1,955,118	HOME grant program
Community Development	2715	Salaries-Temporary	2715-20-26-72115-611310		60,829	JAG Grant
Financial & Management Services	3751	Bond Principal	3751-99-90-93751-670314		(331,000)	Budget true-up
Financial & Management Services	3751	Interest Expense	3751-99-90-93751-670410		(6,587)	Budget true-up
Financial & Management Services	4800	Transfers to 2011 PRIV PLACE REF. 97 LRBS	4800-99-99-94800-903751		(150,000)	Budget true-up
Parks & Community Services	5016	Maintenance & Repair	5016-50-57-25723-6xxxxx		(70,200)	Budget true-up
Parks & Community Services	5016	Maintenance & Repair	5016-50-57-25724-6xxxxx		(5,000)	Budget true-up
Parks & Community Services	5016	Maintenance & Repair	5016-50-57-25725-6xxxxx		(70,700)	Budget true-up
Parks & Community Services	5016	Maintenance & Repair	5016-50-57-25727-6xxxxx		145,900	Budget true-up
EXPENSE TOTAL					\$ 1,533,601	

CITY OF MORENO VALLEY
GENERAL FUND
FY 2024/25 Ratification Amendments

Department	Fund	Account Description	General Ledger Account	Project	Amendment	Description - Ratification
Financial & Management Services	1010	Salaries & Benefits	1010-40-47-30310-6xxxxx		\$ 108,701	Projected revenues
Financial & Management Services	1010	Salaries & Benefits	1010-40-46-30211-6xxxxx		(108,701)	Projected revenues
Financial & Management Services	1010	Transfers to 2011 PRIV PLACE REF. 97 LRBS	1010-99-99-91010-903751		(187,587)	Projected revenues
EXPENSES TOTAL					\$ (187,587)	

CITY OF MORENO VALLEY
NON-GENERAL FUND
FY 2024/25 Ratification Amendments

Department	Fund	Account Description	General Ledger Account	Project	Amendment	Description - Ratification
Financial & Management Services	3751	Transfers in - from GENERAL FUND	3751-99-90-93751-801010		\$ (187,587)	Budget true-up
Financial & Management Services	3751	Transfers In - From SUCCESSOR AGENCY ADMIN FUND	3751-99-90-93751-804800		(150,000)	Budget true-up
Public Works	6012	Public Purpose Programs	6012-70-80-45511-560070		(3,264,000)	Budget true-up
Public Works	6012	MVU Public Purpose Programs	6012-70-80-45511-561456		3,264,000	Budget true-up
REVENUE TOTAL					\$ (337,587)	

Department	Fund	Account Description	General Ledger Account	Project	Amendment	Description - Ratification
Public Works	3002	CIP Other	3002-70-77-80001-720199	801 0100	\$ (50,000)	Budget true-up
Public Works	3002	CIP Other	3002-70-78-80001-720199	801 0100	50,000	Budget true-up
Financial & Management Services	3751	Bond Principal	3751-99-90-93751-670314		(331,000)	Budget true-up
Financial & Management Services	3751	Interest Expense	3751-99-90-93751-670410		(6,587)	Budget true-up
Financial & Management Services	4800	Transfers to 2011 PRIV PLACE REF. 97 LRBS	4800-99-99-94800-903751		(150,000)	Budget true-up
EXPENSE TOTAL					\$ (487,587)	

Attachment: City Resolution 2024-XX [Revision 1] (6505 : FY23/24 MID-YEAR OPERATING & CIP BUDGET

City of Moreno Valley
 FY 2023/24 - 2024/25
 City Position Summary

Position Title	Adopted Qtrly					
	FY 2022/23	FY 2023/24	FY 2023/24	FY 2023/24	FY 2024/25	FY 2024/25
	No.	Adj.	Adj.	No.	Adj.	No.
Accountant I	1	-	-	1	-	1
Accountant II	1	-	-	1	-	1
Accounting Assistant	3	(1)	-	2	-	2
Accounting Technician	1	-	-	1	-	1
Accounts Payable Supervisor	1	-	-	1	-	1
Administrative Assistant	7	3	-	10	-	10
Animal Care Technician	5	-	-	5	-	5
Animal Care Technician Supervisor	1	-	-	1	-	1
Animal Control Officer	6	-	-	6	-	6
Animal Rescue Coordinator	1	-	-	1	-	1
Animal Services Assistant	4	-	-	4	-	4
Animal Services Dispatcher	1	-	-	1	-	1
Animal Services Division Manager	1	-	-	1	-	1
Animal Services Field Supervisor	1	-	-	1	-	1
Animal Services License Inspector	1	-	-	1	-	1
Animal Services Office Supervisor	1	-	-	1	-	1
Applications & Database Administrator	1	-	-	1	-	1
Applications Analyst	1	1	-	2	-	2
Assistant City Manager (Administration)	1	-	-	1	-	1
Assistant City Manager (Development)	1	-	-	1	-	1
Assistant to the City Manager	1	-	-	1	-	1
Assistant Crossing Guard Supervisor	1	-	-	1	-	1
Assistant Engineer	2	-	-	2	-	2
Assistant Network Administrator	1	-	-	1	-	1
Associate Engineer I	2	-	-	2	-	2
Associate Engineer II	3	-	-	3	-	3
Associate Planner	4	-	-	4	-	4
Audio Visual Technician	2	-	-	2	-	2
Banquet Facility Representative	1	-	-	1	-	1
Building Division Manager/Official	1	-	-	1	-	1
Building Inspector II	4	(1)	-	3	-	3
Building Safety Supervisor	1	-	-	1	-	1
Business License Liaison	1	-	-	1	-	1
Chief Financial Officer	-	1	-	1	-	1
Child Care Assistant	4	-	-	4	-	4
Child Care Instructor II	4	-	-	4	-	4
Child Care Program Manager	1	-	-	1	-	1
Child Care Site Supervisor	4	-	-	4	-	4
City Clerk	1	-	-	1	-	1
City Manager	1	-	-	1	-	1
Community Development Director	1	-	-	1	-	1
Community Enhancement Division Manager	1	-	-	1	-	1
Community Enhancement Officer I	6	-	-	6	-	6
Community Enhancement Officer II	3	-	-	3	-	3
Community Enhancement Supervisor	1	-	-	1	-	1
Community Services Assistant Coordinator	4	-	-	4	-	4
Community Services Coordinator	4	-	-	4	-	4
Community Services Division Manager	-	1	-	1	-	1
Community Services Superintendent	1	(1)	-	-	-	-
Community Services Supervisor	4	-	-	4	-	4
Construction Inspector	2	-	-	2	-	2
Construction Inspector Supervisor	1	-	-	1	-	1
Crossing Guard	35	-	-	35	-	35
Crossing Guard Supervisor	1	-	-	1	-	1
Customer Service Manager	-	1	-	1	-	1
Deputy City Clerk	1	-	-	1	-	1

Attachment: City Resolution 2024-XX [Revision 1] (6505 : FY23/24 MID-YEAR OPERATING & CIP BUDGET REVIEW AND APPROVAL OF THE

City of Moreno Valley
 FY 2023/24 - 2024/25
 City Position Summary

Position Title	Adopted Qtrly					
	FY 2022/23	FY 2023/24	FY 2023/24	FY 2023/24	FY 2024/25	FY 2024/25
	No.	Adj.	Adj.	No.	Adj.	No.
Deputy City Manager	1	-	-	1	-	1
Deputy Compliance Director	-	1	-	1	-	1
Deputy Finance Director	1	-	-	1	-	1
Economic Development Division Manager	2	-	-	2	-	2
Economic Development & Housing Director	-	1	-	1	-	1
Electric Utility Assistant Manager	-	-	1	1	-	1
Electric Utility Chief Engineer	1	-	(1)	-	-	-
Electric Utility Division Manager	1	-	-	1	-	1
Electric Utility Program Coordinator	1	-	-	1	-	1
Emergency Management Coordinator	-	-	2	2	-	2
Emergency Management & Volunteer Services Program Manager	1	-	-	1	-	1
Emergency Management & Volunteer Services Program Specialist	1	-	(1)	-	-	-
Engineering Division Manager/Assistant City Engineer	1	-	-	1	-	1
Enterprise Systems Administrator	1	-	-	1	-	1
Equipment Operator	6	-	-	6	-	6
Executive Assistant I	5	-	-	5	-	5
Executive Assistant to Mayor/City Council	1	-	-	1	-	1
Facilities Maintenance Mechanic	1	-	-	1	-	1
Facilities Maintenance Worker	3	-	-	3	-	3
Financial Operations Division Manager	1	-	-	1	-	1
Financial Resources Division Manager	1	-	-	1	-	1
Fleet & Facilities Division Manager	-	1	-	1	-	1
Fleet & Facilities Maintenance Supervisor	1	-	-	1	-	1
GIS Administrator	1	-	-	1	-	1
GIS Applications Analyst	1	-	-	1	-	1
GIS Specialist	1	-	-	1	-	1
Grants Division Manager	1	-	-	1	-	1
Grants Program Manager	1	-	(1)	-	-	-
Human Resources Analyst	1	-	-	1	-	1
Human Resources Director	-	1	-	1	-	1
Human Resources Division Manager	1	-	-	1	-	1
Human Resources Technician	-	2	-	2	-	2
Information Technology Technician	2	-	-	2	-	2
Landscape Services Inspector	2	-	-	2	-	2
Lead Facilities Maintenance Worker	1	-	-	1	-	1
Lead Maintenance Worker	4	-	-	4	-	4
Lead Parks Maintenance Worker	7	-	-	7	-	7
Lead Traffic Sign/Marking Technician	2	-	-	2	-	2
Lead Vehicle/Equipment Technician	1	-	-	1	-	1
Maintenance & Operations Division Manager	1	-	-	1	-	1
Maintenance Worker I/II	27	-	-	27	-	27
Maintenance Worker/Work Release Coordinator	1	-	-	1	-	1
Management Aide	7	-	-	7	-	7
Management Analyst	8	(1)	-	7	-	7
Management Assistant	8	4	(2)	10	-	10
Media & Communications Division Manager	1	-	-	1	-	1
Network Administrator	1	-	-	1	-	1
Network & Systems Specialist	1	-	-	1	-	1
Paralegal	1	-	-	1	-	1
Park Ranger	4	-	-	4	-	4
Parking Control Officer	2	-	-	2	-	2
Parks & Community Services Administration & Financial Services Division Manager	-	1	-	1	-	1
Parks & Community Services Deputy Director	1	(1)	-	-	-	-
Parks & Community Services Director	1	-	-	1	-	1
Parks & Landscape Services Division Manager	1	-	-	1	-	1
Parks Maintenance Supervisor	2	-	-	2	-	2
Parks Maintenance Worker	18	-	-	18	-	18
Parks Project Manager	1	-	-	1	-	1
Payroll Supervisor	1	-	-	1	-	1
Permit Technician	4	-	-	4	-	4
Planning Division Manager/Official	1	-	-	1	-	1

Attachment: City Resolution 2024-XX [Revision 1] (6505 : FY23/24 MID-YEAR OPERATING & CIP BUDGET REVIEW AND APPROVAL OF THE

City of Moreno Valley
 FY 2023/24 - 2024/25
 City Position Summary

Position Title	Adopted Qtrly					
	FY 2022/23	FY 2023/24	FY 2023/24	FY 2023/24	FY 2024/25	FY 2024/25
	No.	Adj.	Adj.	No.	Adj.	No.
Power Supply Manager	-	-	1	1	-	1
Principal Accountant	1	-	-	1	-	1
Principal Engineer	2	-	-	2	-	2
Principal Engineer/City Traffic Engineer	1	-	-	1	-	1
Principal Planner	1	-	-	1	-	1
Program Analyst	-	-	1	1	-	1
Public Information/Intergovernmental Relations Officer	1	-	-	1	-	1
Public Safety Contracts Administrator	1	-	-	1	-	1
Purchasing Division Manager	1	-	-	1	-	1
Public Works Director/City Engineer	1	-	-	1	-	1
Recycling Specialist	1	1	-	2	-	2
Registered Veterinary Technician	1	-	-	1	-	1
Resource Analyst	-	1	(1)	-	-	-
Security Guard	2	-	-	2	-	2
Senior Accountant	4	-	-	4	-	4
Senior Administrative Assistant	13	(1)	(1)	11	-	11
Senior Applications Analyst	1	1	-	2	-	2
Senior Building Inspector	-	1	-	1	-	1
Senior Community Enhancement Officer	2	-	-	2	-	2
Senior Construction Inspector	2	-	-	2	-	2
Senior Deputy City Clerk	1	-	-	1	-	1
Senior Electrical Engineer	1	-	-	1	-	1
Senior Engineer, P.E.	5	-	-	5	-	5
Senior Equipment Operator	1	-	-	1	-	1
Senior Graphics Designer	1	-	-	1	-	1
Senior Human Resources Analyst	1	-	-	1	-	1
Senior Landscape Services Inspector	1	-	-	1	-	1
Senior Management Analyst	13	3	1	17	-	17
Senior Office Assistant	3	-	-	3	-	3
Senior Parking Control Officer	1	-	-	1	-	1
Senior Parks Maintenance Technician	2	-	-	2	-	2
Senior Payroll Technician	1	-	-	1	-	1
Senior Permit Technician	3	-	-	3	-	3
Senior Planner	1	-	-	1	-	1
Senior Risk Analyst	-	1	-	1	-	1
Senior Telecommunications Technician	1	-	-	1	-	1
Senior Traffic Signal Technician	1	-	-	1	-	1
Special Districts Division Manager	1	-	-	1	-	1
Special Events & Facilities Division Manager	1	-	-	1	-	1
Storekeeper	1	1	-	2	-	2
Strategic Initiatives Manager	1	-	-	1	-	1
Street Maintenance Supervisor	2	-	-	2	-	2
Telecommunications Engineer/Administrator	1	-	-	1	-	1
Telecommunications Technician	1	-	-	1	-	1
Traffic Operations Supervisor	1	-	-	1	-	1
Traffic Signal Technician	2	-	-	2	-	2
Traffic Sign/Marking Technician I	1	-	-	1	-	1
Traffic Sign/Marking Technician II	2	-	-	2	-	2
Utility Finance Manager	-	1	-	1	-	1
Vehicle/Equipment Technician	3	-	-	3	-	3
Total	381	22	(1)	402	-	402

Note: Excludes City Council Members, Planning Commissioners and temporary positions.

Per Municipal Code 2.18.010, the Planning Commission shall consist of seven members who shall receive such compensation as may be established from time to time by resolution of the City Council.

Attachment: City Resolution 2024-XX [Revision 1] (6505 : FY23/24 MID-YEAR OPERATING & CIP BUDGET REVIEW AND APPROVAL OF THE

CITY OF MORENO VALLEY
SALARY SCALE - CAREER POSITIONS
EFFECTIVE 02/06/2024

TITLE	GRP	GRADE										
				A	B	C	D	E	F	G	H	I
				5.0%		5.0%	5.0%	5.0%	5.0%	5.0%	2.5%	2.5%
Accountant I	NE	C22	Annual	71,344.00	74,921.60	78,665.60	82,596.80	86,736.00	91,083.20	95,638.40	98,030.40	100,484.80
			Monthly	5,945.33	6,243.47	6,555.47	6,883.07	7,228.00	7,590.27	7,969.87	8,169.20	8,373.73
			Hourly	34.3000	36.0200	37.8200	39.7100	41.7000	43.7900	45.9800	47.1300	48.3100
Accountant II	PAM	C24	Annual	78,665.60	82,596.80	86,736.00	91,083.20	95,638.40	100,422.40	105,435.20	108,076.80	110,780.80
			Monthly	6,555.47	6,883.07	7,228.00	7,590.27	7,969.87	8,368.53	8,786.27	9,006.40	9,231.73
			Hourly	37.8200	39.7100	41.7000	43.7900	45.9800	48.2800	50.6900	51.9600	53.2600
Accounting Assistant	NE	C14	Annual	48,297.60	50,710.40	53,248.00	55,910.40	58,697.60	61,630.40	64,708.80	66,331.20	67,995.20
			Monthly	4,024.80	4,225.87	4,437.33	4,659.20	4,891.47	5,135.87	5,392.40	5,527.60	5,666.27
			Hourly	23.2200	24.3800	25.6000	26.8800	28.2200	29.6300	31.1100	31.8900	32.6900
Accounting Technician	NE	C17	Annual	55,910.40	58,697.60	61,630.40	64,708.80	67,953.60	71,344.00	74,921.60	76,793.60	78,707.20
			Monthly	4,659.20	4,891.47	5,135.87	5,392.40	5,662.80	5,945.33	6,243.47	6,399.47	6,558.93
			Hourly	26.8800	28.2200	29.6300	31.1100	32.6700	34.3000	36.0200	36.9200	37.8400
Accounts Payable Supervisor	NE	C22	Annual	71,344.00	74,921.60	78,665.60	82,596.80	86,736.00	91,083.20	95,638.40	98,030.40	100,484.80
			Monthly	5,945.33	6,243.47	6,555.47	6,883.07	7,228.00	7,590.27	7,969.87	8,169.20	8,373.73
			Hourly	34.3000	36.0200	37.8200	39.7100	41.7000	43.7900	45.9800	47.1300	48.3100
Administrative Assistant	NE	C16	Annual	53,248.00	55,910.40	58,697.60	61,630.40	64,708.80	67,953.60	71,344.00	73,132.80	74,963.20
			Monthly	4,437.33	4,659.20	4,891.47	5,135.87	5,392.40	5,662.80	5,945.33	6,094.40	6,246.93
			Hourly	25.6000	26.8800	28.2200	29.6300	31.1100	32.6700	34.3000	35.1600	36.0400
Animal Care Technician	NE	C11	Annual	41,724.80	43,804.80	45,988.80	48,297.60	50,710.40	53,248.00	55,910.40	57,304.00	58,739.20
			Monthly	3,477.07	3,650.40	3,832.40	4,024.80	4,225.87	4,437.33	4,659.20	4,775.33	4,894.93
			Hourly	20.0600	21.0600	22.1100	23.2200	24.3800	25.6000	26.8800	27.5500	28.2400
Animal Care Technician Supervisor	PAM	C21	Annual	67,953.60	71,344.00	74,921.60	78,665.60	82,596.80	86,736.00	91,083.20	93,350.40	95,680.00
			Monthly	5,662.80	5,945.33	6,243.47	6,555.47	6,883.07	7,228.00	7,590.27	7,779.20	7,973.33
			Hourly	32.6700	34.3000	36.0200	37.8200	39.7100	41.7000	43.7900	44.8800	46.0000
Animal Control Officer	NE	C15	Annual	50,710.40	53,248.00	55,910.40	58,697.60	61,630.40	64,708.80	67,953.60	69,659.20	71,406.40
			Monthly	4,225.87	4,437.33	4,659.20	4,891.47	5,135.87	5,392.40	5,662.80	5,804.93	5,950.53
			Hourly	24.3800	25.6000	26.8800	28.2200	29.6300	31.1100	32.6700	33.4900	34.3300
Animal Rescue Coordinator	NE	C11	Annual	41,724.80	43,804.80	45,988.80	48,297.60	50,710.40	53,248.00	55,910.40	57,304.00	58,739.20
			Monthly	3,477.07	3,650.40	3,832.40	4,024.80	4,225.87	4,437.33	4,659.20	4,775.33	4,894.93
			Hourly	20.0600	21.0600	22.1100	23.2200	24.3800	25.6000	26.8800	27.5500	28.2400
Animal Services Assistant	NE	C10	Annual	39,728.00	41,724.80	43,804.80	45,988.80	48,297.60	50,710.40	53,248.00	54,579.20	55,952.00
			Monthly	3,310.67	3,477.07	3,650.40	3,832.40	4,024.80	4,225.87	4,437.33	4,548.27	4,662.67
			Hourly	19.1000	20.0600	21.0600	22.1100	23.2200	24.3800	25.6000	26.2400	26.9000
Animal Services Dispatcher	NE	C10	Annual	39,728.00	41,724.80	43,804.80	45,988.80	48,297.60	50,710.40	53,248.00	54,579.20	55,952.00
			Monthly	3,310.67	3,477.07	3,650.40	3,832.40	4,024.80	4,225.87	4,437.33	4,548.27	4,662.67
			Hourly	19.1000	20.0600	21.0600	22.1100	23.2200	24.3800	25.6000	26.2400	26.9000
Animal Services Division Manager	DMG	C30	Annual	105,414.40	110,676.80	116,209.60	122,012.80	128,107.20	134,513.60	141,232.00	144,768.00	148,387.20
			Monthly	8,784.53	9,223.07	9,684.13	10,167.73	10,675.60	11,209.47	11,769.33	12,064.00	12,365.60
			Hourly	50.6800	53.2100	55.8700	58.6600	61.5900	64.6700	67.9000	69.6000	71.3400

Attachment: City Resolution 2024-XX [Revision 1] (6505 : FY23/24 MID-YEAR OPERATING & CIP BUDGET

CITY OF MORENO VALLEY
SALARY SCALE - CAREER POSITIONS
EFFECTIVE 02/06/2024

TITLE	GRP	GRADE										
			A	B	C	D	E	F	G	H	I	
			5.0%		5.0%	5.0%	5.0%	5.0%	5.0%	2.5%	2.5%	
Animal Services Field Supervisor	PAM	C22	Annual	71,344.00	74,921.60	78,665.60	82,596.80	86,736.00	91,083.20	95,638.40	98,030.40	100,484.80
			Monthly	5,945.33	6,243.47	6,555.47	6,883.07	7,228.00	7,590.27	7,969.87	8,169.20	8,373.73
			Hourly	34.3000	36.0200	37.8200	39.7100	41.7000	43.7900	45.9800	47.1300	48.3100
Animal Services License Inspector	NE	C11	Annual	41,724.80	43,804.80	45,988.80	48,297.60	50,710.40	53,248.00	55,910.40	57,304.00	58,739.20
			Monthly	3,477.07	3,650.40	3,832.40	4,024.80	4,225.87	4,437.33	4,659.20	4,775.33	4,894.93
			Hourly	20.0600	21.0600	22.1100	23.2200	24.3800	25.6000	26.8800	27.5500	28.2400
Animal Services Office Supervisor	PAM	C21	Annual	67,953.60	71,344.00	74,921.60	78,665.60	82,596.80	86,736.00	91,083.20	93,350.40	95,680.00
			Monthly	5,662.80	5,945.33	6,243.47	6,555.47	6,883.07	7,228.00	7,590.27	7,779.20	7,973.33
			Hourly	32.6700	34.3000	36.0200	37.8200	39.7100	41.7000	43.7900	44.8800	46.0000
Applications & Database Administrator	PAM	C29	Annual	100,380.80	105,393.60	110,656.00	116,188.80	121,992.00	128,086.40	134,492.80	137,862.40	141,315.20
			Monthly	8,365.07	8,782.80	9,221.33	9,682.40	10,166.00	10,673.87	11,207.73	11,488.53	11,776.27
			Hourly	48.2600	50.6700	53.2000	55.8600	58.6500	61.5800	64.6600	66.2800	67.9400
Applications Analyst	PAM	C25	Annual	82,596.80	86,736.00	91,083.20	95,638.40	100,422.40	105,435.20	110,697.60	113,464.00	116,292.80
			Monthly	6,883.07	7,228.00	7,590.27	7,969.87	8,368.53	8,786.27	9,224.80	9,455.33	9,691.07
			Hourly	39.7100	41.7000	43.7900	45.9800	48.2800	50.6900	53.2200	54.5500	55.9100
Assistant to the City Manager	PAM	C24	Annual	78,665.60	82,596.80	86,736.00	91,083.20	95,638.40	100,422.40	105,435.20	108,076.80	110,780.80
			Monthly	6,555.47	6,883.07	7,228.00	7,590.27	7,969.87	8,368.53	8,786.27	9,006.40	9,231.73
			Hourly	37.8200	39.7100	41.7000	43.7900	45.9800	48.2800	50.6900	51.9600	53.2600
Assistant Crossing Guard Supervisor	NE	C05	Annual	36,046.40	36,046.40	37,856.00	39,748.80	39,748.80	41,745.60	41,745.60	43,825.60	43,825.60
			Monthly	3,003.87	3,003.87	3,154.67	3,312.40	3,312.40	3,478.80	3,478.80	3,652.13	3,652.13
			Hourly	17.3300	18.2000	18.2000	19.1100	19.1100	20.0700	20.0700	21.0700	21.0700
Assistant Engineer	PAM	C25	Annual	82,596.80	86,736.00	91,083.20	95,638.40	100,422.40	105,435.20	110,697.60	113,464.00	116,292.80
			Monthly	6,883.07	7,228.00	7,590.27	7,969.87	8,368.53	8,786.27	9,224.80	9,455.33	9,691.07
			Hourly	39.7100	41.7000	43.7900	45.9800	48.2800	50.6900	53.2200	54.5500	55.9100
Assistant Network Administrator	PAM	C26	Annual	86,715.20	91,041.60	95,596.80	100,380.80	105,393.60	110,656.00	116,188.80	119,100.80	122,075.20
			Monthly	7,226.27	7,586.80	7,966.40	8,365.07	8,782.80	9,221.33	9,682.40	9,925.07	10,172.93
			Hourly	41.6900	43.7700	45.9600	48.2600	50.6700	53.2000	55.8600	57.2600	58.6900
Associate Engineer I	PAM	C28	Annual	95,617.60	100,401.60	105,414.40	110,676.80	116,209.60	122,012.80	128,107.20	131,310.40	134,596.80
			Monthly	7,968.13	8,366.80	8,784.53	9,223.07	9,684.13	10,167.73	10,675.60	10,942.53	11,216.40
			Hourly	45.9700	48.2700	50.6800	53.2100	55.8700	58.6600	61.5900	63.1300	64.7100
Associate Engineer II	PAM	C29	Annual	100,380.80	105,393.60	110,656.00	116,188.80	121,992.00	128,086.40	134,492.80	137,862.40	141,315.20
			Monthly	8,365.07	8,782.80	9,221.33	9,682.40	10,166.00	10,673.87	11,207.73	11,488.53	11,776.27
			Hourly	48.2600	50.6700	53.2000	55.8600	58.6500	61.5800	64.6600	66.2800	67.9400
Associate Planner	PAM	C25	Annual	82,596.80	86,736.00	91,083.20	95,638.40	100,422.40	105,435.20	110,697.60	113,464.00	116,292.80
			Monthly	6,883.07	7,228.00	7,590.27	7,969.87	8,368.53	8,786.27	9,224.80	9,455.33	9,691.07
			Hourly	39.7100	41.7000	43.7900	45.9800	48.2800	50.6900	53.2200	54.5500	55.9100
Audio Visual Technician	NE	C18	Annual	58,697.60	61,630.40	64,708.80	67,953.60	71,344.00	74,921.60	78,665.60	80,641.60	82,659.20
			Monthly	4,891.47	5,135.87	5,392.40	5,662.80	5,945.33	6,243.47	6,555.47	6,720.13	6,888.27
			Hourly	28.2200	29.6300	31.1100	32.6700	34.3000	36.0200	37.8200	38.7700	39.7400

Attachment: City Resolution 2024-XX [Revision 1] (6505 : FY23/24 MID-YEAR OPERATING & CIP BUDGET

CITY OF MORENO VALLEY
SALARY SCALE - CAREER POSITIONS
EFFECTIVE 02/06/2024

TITLE	GRP	GRADE										
				A	B	C	D	E	F	G	H	I
				5.0%		5.0%	5.0%	5.0%	5.0%	5.0%	2.5%	2.5%
Banquet Facility Representative	PAM	C19	Annual	61,630.40	64,708.80	67,953.60	71,344.00	74,921.60	78,665.60	82,596.80	84,656.00	86,777.60
			Monthly	5,135.87	5,392.40	5,662.80	5,945.33	6,243.47	6,555.47	6,883.07	7,054.67	7,231.47
			Hourly	29.6300	31.1100	32.6700	34.3000	36.0200	37.8200	39.7100	40.7000	41.7200
Building Division Manager/Official	DMG	C34	Annual	137,488.00	144,372.80	151,590.40	159,161.60	167,128.00	175,489.60	184,267.20	188,864.00	193,585.60
			Monthly	11,457.33	12,031.07	12,632.53	13,263.47	13,927.33	14,624.13	15,355.60	15,738.67	16,132.13
			Hourly	66.1000	69.4100	72.8800	76.5200	80.3500	84.3700	88.5900	90.8000	93.0700
Building Inspector II	NE	C24	Annual	78,665.60	82,596.80	86,736.00	91,083.20	95,638.40	100,422.40	105,435.20	108,076.80	110,780.80
			Monthly	6,555.47	6,883.07	7,228.00	7,590.27	7,969.87	8,368.53	8,786.27	9,006.40	9,231.73
			Hourly	37.8200	39.7100	41.7000	43.7900	45.9800	48.2800	50.6900	51.9600	53.2600
Building Safety Supervisor	PAM	C27	Annual	91,062.40	95,617.60	100,401.60	105,414.40	110,676.80	116,209.60	122,012.80	125,070.40	128,190.40
			Monthly	7,588.53	7,968.13	8,366.80	8,784.53	9,223.07	9,684.13	10,167.73	10,422.53	10,682.53
			Hourly	43.7800	45.9700	48.2700	50.6800	53.2100	55.8700	58.6600	60.1300	61.6300
Business License Liaison	NE	C16	Annual	53,248.00	55,910.40	58,697.60	61,630.40	64,708.80	67,953.60	71,344.00	73,132.80	74,963.20
			Monthly	4,437.33	4,659.20	4,891.47	5,135.87	5,392.40	5,662.80	5,945.33	6,094.40	6,246.93
			Hourly	25.6000	26.8800	28.2200	29.6300	31.1100	32.6700	34.3000	35.1600	36.0400
Child Care Assistant	GRA	CC09	Annual	33,912.32	2,246.40	36,628.80	36,628.80	44,512.00	46,737.60	49,067.20	51,521.60	54,100.80
			Monthly	2,826.03	187.20	3,052.40	3,052.40	3,709.33	3,894.80	4,088.93	4,293.47	4,508.40
			Hourly	17.6100	18.4900	19.4100	20.3800	21.4000	22.4700	23.5900	24.7700	26.0100
Child Care Instructor II	GRA	CC11	Annual	39,561.60	41,537.60	43,617.60	45,801.60	48,089.60	50,502.40	53,019.20	54,350.40	55,702.40
			Monthly	3,296.80	3,461.47	3,634.80	3,816.80	4,007.47	4,208.53	4,418.27	4,529.20	4,641.87
			Hourly	19.0200	19.9700	20.9700	22.0200	23.1200	24.2800	25.4900	26.1300	26.7800
Child Care Program Manager	PAM	C19	Annual	61,630.40	64,708.80	67,953.60	71,344.00	74,921.60	78,665.60	82,596.80	84,656.00	86,777.60
			Monthly	5,135.87	5,392.40	5,662.80	5,945.33	6,243.47	6,555.47	6,883.07	7,054.67	7,231.47
			Hourly	29.6300	31.1100	32.6700	34.3000	36.0200	37.8200	39.7100	40.7000	41.7200
Child Care Site Supervisor	GRA	C15	Annual	50,710.40	53,248.00	55,910.40	58,697.60	61,630.40	64,708.80	67,953.60	69,659.20	71,406.40
			Monthly	4,225.87	4,437.33	4,659.20	4,891.47	5,135.87	5,392.40	5,662.80	5,804.93	5,950.53
			Hourly	24.3800	25.6000	26.8800	28.2200	29.6300	31.1100	32.6700	33.4900	34.3300
Community Enhancement Division Manager	DMG	C30	Annual	105,414.40	110,676.80	116,209.60	122,012.80	128,107.20	134,513.60	141,232.00	144,768.00	148,387.20
			Monthly	8,784.53	9,223.07	9,684.13	10,167.73	10,675.60	11,209.47	11,769.33	12,064.00	12,365.60
			Hourly	50.6800	53.2100	55.8700	58.6600	61.5900	64.6700	67.9000	69.6000	71.3400
Community Enhancement Officer I	NE	C18	Annual	58,697.60	61,630.40	64,708.80	67,953.60	71,344.00	74,921.60	78,665.60	80,641.60	82,659.20
			Monthly	4,891.47	5,135.87	5,392.40	5,662.80	5,945.33	6,243.47	6,555.47	6,720.13	6,888.27
			Hourly	28.2200	29.6300	31.1100	32.6700	34.3000	36.0200	37.8200	38.7700	39.7400
Community Enhancement Officer II	NE	C20	Annual	64,708.80	67,953.60	71,344.00	74,921.60	78,665.60	82,596.80	86,736.00	88,899.20	91,124.80
			Monthly	5,392.40	5,662.80	5,945.33	6,243.47	6,555.47	6,883.07	7,228.00	7,408.27	7,593.73
			Hourly	31.1100	32.6700	34.3000	36.0200	37.8200	39.7100	41.7000	42.7400	43.8100
Community Enhancement Supervisor	PAM	C23	Annual	74,921.60	78,665.60	82,596.80	86,736.00	91,083.20	95,638.40	100,422.40	102,939.20	105,518.40
			Monthly	6,243.47	6,555.47	6,883.07	7,228.00	7,590.27	7,969.87	8,368.53	8,578.27	8,793.20
			Hourly	36.0200	37.8200	39.7100	41.7000	43.7900	45.9800	48.2800	49.4900	50.7300

Attachment: City Resolution 2024-XX [Revision 1] (6505 : FY23/24 MID-YEAR OPERATING & CIP BUDGET

CITY OF MORENO VALLEY
SALARY SCALE - CAREER POSITIONS
EFFECTIVE 02/06/2024

TITLE	GRP	GRADE											
				A	B	C	D	E	F	G	H	I	
				5.0%		5.0%	5.0%	5.0%	5.0%	5.0%	5.0%	2.5%	2.5%
Community Services Assistant Coordinator	NE	C08	Annual	36,046.40	37,856.00	39,748.80	41,745.60	43,825.60	46,009.60	48,318.40	49,524.80	50,772.80	
			Monthly	3,003.87	3,154.67	3,312.40	3,478.80	3,652.13	3,834.13	4,026.53	4,127.07	4,231.07	
			Hourly	17.3300	18.2000	19.1100	20.0700	21.0700	22.1200	23.2300	23.8100	24.4100	
Community Services Coordinator	NE	C10	Annual	39,728.00	41,724.80	43,804.80	45,988.80	48,297.60	50,710.40	53,248.00	54,579.20	55,952.00	
			Monthly	3,310.67	3,477.07	3,650.40	3,832.40	4,024.80	4,225.87	4,437.33	4,548.27	4,662.67	
			Hourly	19.1000	20.0600	21.0600	22.1100	23.2200	24.3800	25.6000	26.2400	26.9000	
Community Services Division Manager	DMG	C30	Annual	105,414.40	110,676.80	116,209.60	122,012.80	128,107.20	134,513.60	141,232.00	144,768.00	148,387.20	
			Monthly	8,784.53	9,223.07	9,684.13	10,167.73	10,675.60	11,209.47	11,769.33	12,064.00	12,365.60	
			Hourly	50.6800	53.2100	55.8700	58.6600	61.5900	64.6700	67.9000	69.6000	71.3400	
Community Services Supervisor	PAM	C19	Annual	61,630.40	64,708.80	67,953.60	71,344.00	74,921.60	78,665.60	82,596.80	84,656.00	86,777.60	
			Monthly	5,135.87	5,392.40	5,662.80	5,945.33	6,243.47	6,555.47	6,883.07	7,054.67	7,231.47	
			Hourly	29.6300	31.1100	32.6700	34.3000	36.0200	37.8200	39.7100	40.7000	41.7200	
Construction Inspector	NE	C22	Annual	71,344.00	74,921.60	78,665.60	82,596.80	86,736.00	91,083.20	95,638.40	98,030.40	100,484.80	
			Monthly	5,945.33	6,243.47	6,555.47	6,883.07	7,228.00	7,590.27	7,969.87	8,169.20	8,373.73	
			Hourly	34.3000	36.0200	37.8200	39.7100	41.7000	43.7900	45.9800	47.1300	48.3100	
Construction Inspector Supervisor	PAM	C25	Annual	82,596.80	86,736.00	91,083.20	95,638.40	100,422.40	105,435.20	110,697.60	113,464.00	116,292.80	
			Monthly	6,883.07	7,228.00	7,590.27	7,969.87	8,368.53	8,786.27	9,224.80	9,455.33	9,691.07	
			Hourly	39.7100	41.7000	43.7900	45.9800	48.2800	50.6900	53.2200	54.5500	55.9100	
Crossing Guard Supervisor	NE	C07	Annual	36,046.40	37,856.00	39,748.80	41,745.60	43,825.60	46,009.60	48,318.40	49,524.80	50,772.80	
			Monthly	3,003.87	3,154.67	3,312.40	3,478.80	3,652.13	3,834.13	4,026.53	4,127.07	4,231.07	
			Hourly	17.3300	18.2000	19.1100	20.0700	21.0700	22.1200	23.2300	23.8100	24.4100	
Customer Service Manager	PAM	C26	Annual	86,715.20	91,041.60	95,596.80	100,380.80	105,393.60	110,656.00	116,188.80	119,100.80	122,075.20	
			Monthly	7,226.27	7,586.80	7,966.40	8,365.07	8,782.80	9,221.33	9,682.40	9,925.07	10,172.93	
			Hourly	41.6900	43.7700	45.9600	48.2600	50.6700	53.2000	55.8600	57.2600	58.6900	
Deputy City Clerk	NE	C17	Annual	55,910.40	58,697.60	61,630.40	64,708.80	67,953.60	71,344.00	74,921.60	76,793.60	78,707.20	
			Monthly	4,659.20	4,891.47	5,135.87	5,392.40	5,662.80	5,945.33	6,243.47	6,399.47	6,558.93	
			Hourly	26.8800	28.2200	29.6300	31.1100	32.6700	34.3000	36.0200	36.9200	37.8400	
Deputy City Manager	DMG	C30	Annual	105,414.40	110,676.80	116,209.60	122,012.80	128,107.20	134,513.60	141,232.00	144,768.00	148,387.20	
			Monthly	8,784.53	9,223.07	9,684.13	10,167.73	10,675.60	11,209.47	11,769.33	12,064.00	12,365.60	
			Hourly	50.6800	53.2100	55.8700	58.6600	61.5900	64.6700	67.9000	69.6000	71.3400	
Deputy Compliance Director	DMG	C35	Annual	144,372.80	151,590.40	159,161.60	167,128.00	175,489.60	184,267.20	193,481.60	198,328.00	203,278.40	
			Monthly	12,031.07	12,632.53	13,263.47	13,927.33	14,624.13	15,355.60	16,123.47	16,527.33	16,939.87	
			Hourly	69.4100	72.8800	76.5200	80.3500	84.3700	88.5900	93.0200	95.3500	97.7300	
Deputy Finance Director	DMG	C34	Annual	137,488.00	144,372.80	151,590.40	159,161.60	167,128.00	175,489.60	184,267.20	188,864.00	193,585.60	
			Monthly	11,457.33	12,031.07	12,632.53	13,263.47	13,927.33	14,624.13	15,355.60	15,738.67	16,132.13	
			Hourly	66.1000	69.4100	72.8800	76.5200	80.3500	84.3700	88.5900	90.8000	93.0700	
Economic Development Division Manager	DMG	C30	Annual	105,414.40	110,676.80	116,209.60	122,012.80	128,107.20	134,513.60	141,232.00	144,768.00	148,387.20	
			Monthly	8,784.53	9,223.07	9,684.13	10,167.73	10,675.60	11,209.47	11,769.33	12,064.00	12,365.60	
			Hourly	50.6800	53.2100	55.8700	58.6600	61.5900	64.6700	67.9000	69.6000	71.3400	

Attachment: City Resolution 2024-XX [Revision 1] (6505 : FY23/24 MID-YEAR OPERATING & CIP BUDGET

CITY OF MORENO VALLEY
SALARY SCALE - CAREER POSITIONS
EFFECTIVE 02/06/2024

TITLE	GRP	GRADE												
				A	B	C	D	E	F	G	H	I		
				5.0%		5.0%	5.0%	5.0%	5.0%	5.0%	5.0%	2.5%	2.5%	
Electric Utility Assistant Manager	PAM	C34	Annual	137,488.00	144,372.80	151,590.40	159,161.60	167,128.00	175,489.60	184,267.20	188,864.00	193,585.60		
			Monthly	11,457.33	12,031.07	12,632.53	13,263.47	13,927.33	14,624.13	15,355.60	15,738.67	16,132.13		
			Hourly	66.1000	69.4100	72.8800	76.5200	80.3500	84.3700	88.5900	90.8000	93.0700		
Electric Utility Division Manager	DMG	C36	Annual	158,891.20	166,836.80	175,177.60	183,934.40	193,128.00	202,779.20	212,908.80	218,233.60	223,683.20		
			Monthly	13,240.93	13,903.07	14,598.13	15,327.87	16,094.00	16,898.27	17,742.40	18,186.13	18,640.27		
			Hourly	76.3900	80.2100	84.2200	88.4300	92.8500	97.4900	102.3600	104.9200	107.5400		
Electric Utility Program Coordinator	PAM	C27	Annual	91,062.40	95,617.60	100,401.60	105,414.40	110,676.80	116,209.60	122,012.80	125,070.40	128,190.40		
			Monthly	7,588.53	7,968.13	8,366.80	8,784.53	9,223.07	9,684.13	10,167.73	10,422.53	10,682.53		
			Hourly	43.7800	45.9700	48.2700	50.6800	53.2100	55.8700	58.6600	60.1300	61.6300		
Emergency Management Coordinator	PAM	C22	Annual	71,344.00	74,921.60	78,665.60	82,596.80	86,736.00	91,083.20	95,638.40	98,030.40	100,484.80		
			Monthly	5,945.33	6,243.47	6,555.47	6,883.07	7,228.00	7,590.27	7,969.87	8,169.20	8,373.73		
			Hourly	34.3000	36.0200	37.8200	39.7100	41.7000	43.7900	45.9800	47.1300	48.3100		
Emergency Management & Volunteer Services Program Manager	DMG	C30	Annual	105,414.40	110,676.80	116,209.60	122,012.80	128,107.20	134,513.60	141,232.00	144,768.00	148,387.20		
			Monthly	8,784.53	9,223.07	9,684.13	10,167.73	10,675.60	11,209.47	11,769.33	12,064.00	12,365.60		
			Hourly	50.6800	53.2100	55.8700	58.6600	61.5900	64.6700	67.9000	69.6000	71.3400		
Engineering Division Manager/Assistant City Engineer	DMG	C34	Annual	137,488.00	144,372.80	151,590.40	159,161.60	167,128.00	175,489.60	184,267.20	188,864.00	193,585.60		
			Monthly	11,457.33	12,031.07	12,632.53	13,263.47	13,927.33	14,624.13	15,355.60	15,738.67	16,132.13		
			Hourly	66.1000	69.4100	72.8800	76.5200	80.3500	84.3700	88.5900	90.8000	93.0700		
Enterprise Systems Administrator	PAM	C31	Annual	110,676.80	116,209.60	122,012.80	128,107.20	134,513.60	141,232.00	148,304.00	152,006.40	155,812.80		
			Monthly	9,223.07	9,684.13	10,167.73	10,675.60	11,209.47	11,769.33	12,358.67	12,667.20	12,984.40		
			Hourly	53.2100	55.8700	58.6600	61.5900	64.6700	67.9000	71.3000	73.0800	74.9100		
Equipment Operator	NE	C17	Annual	55,910.40	58,697.60	61,630.40	64,708.80	67,953.60	71,344.00	74,921.60	76,793.60	78,707.20		
			Monthly	4,659.20	4,891.47	5,135.87	5,392.40	5,662.80	5,945.33	6,243.47	6,399.47	6,558.93		
			Hourly	26.8800	28.2200	29.6300	31.1100	32.6700	34.3000	36.0200	36.9200	37.8400		
Executive Assistant I	NE	C19	Annual	61,630.40	64,708.80	67,953.60	71,344.00	74,921.60	78,665.60	82,596.80	84,656.00	86,777.60		
			Monthly	5,135.87	5,392.40	5,662.80	5,945.33	6,243.47	6,555.47	6,883.07	7,054.67	7,231.47		
			Hourly	29.6300	31.1100	32.6700	34.3000	36.0200	37.8200	39.7100	40.7000	41.7200		
Executive Assistant to Mayor/City Council	DMG	C30	Annual	105,414.40	110,676.80	116,209.60	122,012.80	128,107.20	134,513.60	141,232.00	144,768.00	148,387.20		
			Monthly	8,784.53	9,223.07	9,684.13	10,167.73	10,675.60	11,209.47	11,769.33	12,064.00	12,365.60		
			Hourly	50.6800	53.2100	55.8700	58.6600	61.5900	64.6700	67.9000	69.6000	71.3400		
Facilities Maintenance Mechanic	NE	C15	Annual	50,710.40	53,248.00	55,910.40	58,697.60	61,630.40	64,708.80	67,953.60	69,659.20	71,406.40		
			Monthly	4,225.87	4,437.33	4,659.20	4,891.47	5,135.87	5,392.40	5,662.80	5,804.93	5,950.53		
			Hourly	24.3800	25.6000	26.8800	28.2200	29.6300	31.1100	32.6700	33.4900	34.3300		
Facilities Maintenance Worker	NE	C13	Annual	45,988.80	48,297.60	50,710.40	53,248.00	55,910.40	58,697.60	61,630.40	63,169.60	64,750.40		
			Monthly	3,832.40	4,024.80	4,225.87	4,437.33	4,659.20	4,891.47	5,135.87	5,264.13	5,395.87		
			Hourly	22.1100	23.2200	24.3800	25.6000	26.8800	28.2200	29.6300	30.3700	31.1300		
Financial Operations Division Manager	DMG	C33	Annual	127,899.20	134,284.80	141,003.20	148,054.40	155,459.20	163,238.40	171,392.00	175,676.80	180,065.60		
			Monthly	10,658.27	11,190.40	11,750.27	12,337.87	12,954.93	13,603.20	14,282.67	14,639.73	15,005.47		
			Hourly	61.4900	64.5600	67.7900	71.1800	74.7400	78.4800	82.4000	84.4600	86.5700		

Attachment: City Resolution 2024-XX [Revision 1] (6505 : FY23/24 MID-YEAR OPERATING & CIP BUDGET

CITY OF MORENO VALLEY
SALARY SCALE - CAREER POSITIONS
EFFECTIVE 02/06/2024

TITLE	GRP	GRADE										
				A	B	C	D	E	F	G	H	I
				5.0%		5.0%	5.0%	5.0%	5.0%	5.0%	2.5%	2.5%
Financial Resources Division Manager	DMG	C33	Annual	127,899.20	134,284.80	141,003.20	148,054.40	155,459.20	163,238.40	171,392.00	175,676.80	180,065.60
			Monthly	10,658.27	11,190.40	11,750.27	12,337.87	12,954.93	13,603.20	14,282.67	14,639.73	15,005.47
			Hourly	61.4900	64.5600	67.7900	71.1800	74.7400	78.4800	82.4000	84.4600	86.5700
Fleet & Facilities Division Manager	DMG	C31	Annual	110,676.80	116,209.60	122,012.80	128,107.20	134,513.60	141,232.00	148,304.00	152,006.40	155,812.80
			Monthly	9,223.07	9,684.13	10,167.73	10,675.60	11,209.47	11,769.33	12,358.67	12,667.20	12,984.40
			Hourly	53.2100	55.8700	58.6600	61.5900	64.6700	67.9000	71.3000	73.0800	74.9100
Fleet & Facilities Maintenance Supervisor	PAM	C27	Annual	91,062.40	95,617.60	100,401.60	105,414.40	110,676.80	116,209.60	122,012.80	125,070.40	128,190.40
			Monthly	7,588.53	7,968.13	8,366.80	8,784.53	9,223.07	9,684.13	10,167.73	10,422.53	10,682.53
			Hourly	43.7800	45.9700	48.2700	50.6800	53.2100	55.8700	58.6600	60.1300	61.6300
GIS Administrator	PAM	C29	Annual	100,380.80	105,393.60	110,656.00	116,188.80	121,992.00	128,086.40	134,492.80	137,862.40	141,315.20
			Monthly	8,365.07	8,782.80	9,221.33	9,682.40	10,166.00	10,673.87	11,207.73	11,488.53	11,776.27
			Hourly	48.2600	50.6700	53.2000	55.8600	58.6500	61.5800	64.6600	66.2800	67.9400
GIS Applications Analyst	PAM	C25	Annual	82,596.80	86,736.00	91,083.20	95,638.40	100,422.40	105,435.20	110,697.60	113,464.00	116,292.80
			Monthly	6,883.07	7,228.00	7,590.27	7,969.87	8,368.53	8,786.27	9,224.80	9,455.33	9,691.07
			Hourly	39.7100	41.7000	43.7900	45.9800	48.2800	50.6900	53.2200	54.5500	55.9100
GIS Specialist	NE	C21	Annual	67,953.60	71,344.00	74,921.60	78,665.60	82,596.80	86,736.00	91,083.20	93,350.40	95,680.00
			Monthly	5,662.80	5,945.33	6,243.47	6,555.47	6,883.07	7,228.00	7,590.27	7,779.20	7,973.33
			Hourly	32.6700	34.3000	36.0200	37.8200	39.7100	41.7000	43.7900	44.8800	46.0000
Grants Division Manager	DMG	C33	Annual	127,899.20	134,284.80	141,003.20	148,054.40	155,459.20	163,238.40	171,392.00	175,676.80	180,065.60
			Monthly	10,658.27	11,190.40	11,750.27	12,337.87	12,954.93	13,603.20	14,282.67	14,639.73	15,005.47
			Hourly	61.4900	64.5600	67.7900	71.1800	74.7400	78.4800	82.4000	84.4600	86.5700
Human Resources Analyst	PAM	C24	Annual	78,665.60	82,596.80	86,736.00	91,083.20	95,638.40	100,422.40	105,435.20	108,076.80	110,780.80
			Monthly	6,555.47	6,883.07	7,228.00	7,590.27	7,969.87	8,368.53	8,786.27	9,006.40	9,231.73
			Hourly	37.8200	39.7100	41.7000	43.7900	45.9800	48.2800	50.6900	51.9600	53.2600
Human Resources Division Manager	DMG	C34	Annual	137,488.00	144,372.80	151,590.40	159,161.60	167,128.00	175,489.60	184,267.20	188,864.00	193,585.60
			Monthly	11,457.33	12,031.07	12,632.53	13,263.47	13,927.33	14,624.13	15,355.60	15,738.67	16,132.13
			Hourly	66.1000	69.4100	72.8800	76.5200	80.3500	84.3700	88.5900	90.8000	93.0700
Human Resources Technician	NE	C22	Annual	71,344.00	74,921.60	78,665.60	82,596.80	86,736.00	91,083.20	95,638.40	98,030.40	100,484.80
			Monthly	5,945.33	6,243.47	6,555.47	6,883.07	7,228.00	7,590.27	7,969.87	8,169.20	8,373.73
			Hourly	34.3000	36.0200	37.8200	39.7100	41.7000	43.7900	45.9800	47.1300	48.3100
Information Technology Technician	NE	C20	Annual	64,708.80	67,953.60	71,344.00	74,921.60	78,665.60	82,596.80	86,736.00	88,899.20	91,124.80
			Monthly	5,392.40	5,662.80	5,945.33	6,243.47	6,555.47	6,883.07	7,228.00	7,408.27	7,593.73
			Hourly	31.1100	32.6700	34.3000	36.0200	37.8200	39.7100	41.7000	42.7400	43.8100
Landscape Services Inspector	NE	C18	Annual	58,697.60	61,630.40	64,708.80	67,953.60	71,344.00	74,921.60	78,665.60	80,641.60	82,659.20
			Monthly	4,891.47	5,135.87	5,392.40	5,662.80	5,945.33	6,243.47	6,555.47	6,720.13	6,888.27
			Hourly	28.2200	29.6300	31.1100	32.6700	34.3000	36.0200	37.8200	38.7700	39.7400
Lead Facilities Maintenance Worker	NE	C18	Annual	58,697.60	61,630.40	64,708.80	67,953.60	71,344.00	74,921.60	78,665.60	80,641.60	82,659.20
			Monthly	4,891.47	5,135.87	5,392.40	5,662.80	5,945.33	6,243.47	6,555.47	6,720.13	6,888.27
			Hourly	28.2200	29.6300	31.1100	32.6700	34.3000	36.0200	37.8200	38.7700	39.7400

Attachment: City Resolution 2024-XX [Revision 1] (6505 : FY23/24 MID-YEAR OPERATING & CIP BUDGET

CITY OF MORENO VALLEY
SALARY SCALE - CAREER POSITIONS
EFFECTIVE 02/06/2024

TITLE	GRP	GRADE										
			A	B	C	D	E	F	G	H	I	
			5.0%		5.0%	5.0%	5.0%	5.0%	5.0%	2.5%	2.5%	
Lead Maintenance Worker	NE	C19	Annual	61,630.40	64,708.80	67,953.60	71,344.00	74,921.60	78,665.60	82,596.80	84,656.00	86,777.60
			Monthly	5,135.87	5,392.40	5,662.80	5,945.33	6,243.47	6,555.47	6,883.07	7,054.67	7,231.47
			Hourly	29.6300	31.1100	32.6700	34.3000	36.0200	37.8200	39.7100	40.7000	41.7200
Lead Parks Maintenance Worker	NE	C15	Annual	50,710.40	53,248.00	55,910.40	58,697.60	61,630.40	64,708.80	67,953.60	69,659.20	71,406.40
			Monthly	4,225.87	4,437.33	4,659.20	4,891.47	5,135.87	5,392.40	5,662.80	5,804.93	5,950.53
			Hourly	24.3800	25.6000	26.8800	28.2200	29.6300	31.1100	32.6700	33.4900	34.3300
Lead Traffic Sign/Marking Technician	NE	C18	Annual	58,697.60	61,630.40	64,708.80	67,953.60	71,344.00	74,921.60	78,665.60	80,641.60	82,659.20
			Monthly	4,891.47	5,135.87	5,392.40	5,662.80	5,945.33	6,243.47	6,555.47	6,720.13	6,888.27
			Hourly	28.2200	29.6300	31.1100	32.6700	34.3000	36.0200	37.8200	38.7700	39.7400
Lead Vehicle/Equipment Technician	NE	C19	Annual	61,630.40	64,708.80	67,953.60	71,344.00	74,921.60	78,665.60	82,596.80	84,656.00	86,777.60
			Monthly	5,135.87	5,392.40	5,662.80	5,945.33	6,243.47	6,555.47	6,883.07	7,054.67	7,231.47
			Hourly	29.6300	31.1100	32.6700	34.3000	36.0200	37.8200	39.7100	40.7000	41.7200
Maintenance & Operations Division Manager	DMG	C31	Annual	110,676.80	116,209.60	122,012.80	128,107.20	134,513.60	141,232.00	148,304.00	152,006.40	155,812.80
			Monthly	9,223.07	9,684.13	10,167.73	10,675.60	11,209.47	11,769.33	12,358.67	12,667.20	12,984.40
			Hourly	53.2100	55.8700	58.6600	61.5900	64.6700	67.9000	71.3000	73.0800	74.9100
Maintenance Worker I	NE	C12	Annual	43,804.80	45,988.80	48,297.60	50,710.40	53,248.00	55,910.40	58,697.60	60,174.40	61,672.00
			Monthly	3,650.40	3,832.40	4,024.80	4,225.87	4,437.33	4,659.20	4,891.47	5,014.53	5,139.33
			Hourly	21.0600	22.1100	23.2200	24.3800	25.6000	26.8800	28.2200	28.9300	29.6500
Maintenance Worker II	NE	C15	Annual	50,710.40	53,248.00	55,910.40	58,697.60	61,630.40	64,708.80	67,953.60	69,659.20	71,406.40
			Monthly	4,225.87	4,437.33	4,659.20	4,891.47	5,135.87	5,392.40	5,662.80	5,804.93	5,950.53
			Hourly	24.3800	25.6000	26.8800	28.2200	29.6300	31.1100	32.6700	33.4900	34.3300
Maintenance Worker/Work Release Coordinator	NE	C16	Annual	53,248.00	55,910.40	58,697.60	61,630.40	64,708.80	67,953.60	71,344.00	73,132.80	74,963.20
			Monthly	4,437.33	4,659.20	4,891.47	5,135.87	5,392.40	5,662.80	5,945.33	6,094.40	6,246.93
			Hourly	25.6000	26.8800	28.2200	29.6300	31.1100	32.6700	34.3000	35.1600	36.0400
Management Aide	NE	C18	Annual	58,697.60	61,630.40	64,708.80	67,953.60	71,344.00	74,921.60	78,665.60	80,641.60	82,659.20
			Monthly	4,891.47	5,135.87	5,392.40	5,662.80	5,945.33	6,243.47	6,555.47	6,720.13	6,888.27
			Hourly	28.2200	29.6300	31.1100	32.6700	34.3000	36.0200	37.8200	38.7700	39.7400
Management Analyst	PAM	C24	Annual	78,665.60	82,596.80	86,736.00	91,083.20	95,638.40	100,422.40	105,435.20	108,076.80	110,780.80
			Monthly	6,555.47	6,883.07	7,228.00	7,590.27	7,969.87	8,368.53	8,786.27	9,006.40	9,231.73
			Hourly	37.8200	39.7100	41.7000	43.7900	45.9800	48.2800	50.6900	51.9600	53.2600
Management Assistant	PAM	C22	Annual	71,344.00	74,921.60	78,665.60	82,596.80	86,736.00	91,083.20	95,638.40	98,030.40	100,484.80
			Monthly	5,945.33	6,243.47	6,555.47	6,883.07	7,228.00	7,590.27	7,969.87	8,169.20	8,373.73
			Hourly	34.3000	36.0200	37.8200	39.7100	41.7000	43.7900	45.9800	47.1300	48.3100
Media & Communications Division Manager	DMG	C33	Annual	127,899.20	134,284.80	141,003.20	148,054.40	155,459.20	163,238.40	171,392.00	175,676.80	180,065.60
			Monthly	10,658.27	11,190.40	11,750.27	12,337.87	12,954.93	13,603.20	14,282.67	14,639.73	15,005.47
			Hourly	61.4900	64.5600	67.7900	71.1800	74.7400	78.4800	82.4000	84.4600	86.5700
Network Administrator	PAM	C31	Annual	110,676.80	116,209.60	122,012.80	128,107.20	134,513.60	141,232.00	148,304.00	152,006.40	155,812.80
			Monthly	9,223.07	9,684.13	10,167.73	10,675.60	11,209.47	11,769.33	12,358.67	12,667.20	12,984.40
			Hourly	53.2100	55.8700	58.6600	61.5900	64.6700	67.9000	71.3000	73.0800	74.9100

Attachment: City Resolution 2024-XX [Revision 1] (6505 : FY23/24 MID-YEAR OPERATING & CIP BUDGET

CITY OF MORENO VALLEY
SALARY SCALE - CAREER POSITIONS
EFFECTIVE 02/06/2024

TITLE	GRP	GRADE										
				A	B	C	D	E	F	G	H	I
				5.0%		5.0%	5.0%	5.0%	5.0%	5.0%	2.5%	2.5%
Network & Systems Specialist	PAM	C24	Annual	78,665.60	82,596.80	86,736.00	91,083.20	95,638.40	100,422.40	105,435.20	108,076.80	110,780.80
			Monthly	6,555.47	6,883.07	7,228.00	7,590.27	7,969.87	8,368.53	8,786.27	9,006.40	9,231.73
			Hourly	37.8200	39.7100	41.7000	43.7900	45.9800	48.2800	50.6900	51.9600	53.2600
Paralegal	NE	C20	Annual	64,708.80	67,953.60	71,344.00	74,921.60	78,665.60	82,596.80	86,736.00	88,899.20	91,124.80
			Monthly	5,392.40	5,662.80	5,945.33	6,243.47	6,555.47	6,883.07	7,228.00	7,408.27	7,593.73
			Hourly	31.1100	32.6700	34.3000	36.0200	37.8200	39.7100	41.7000	42.7400	43.8100
Park Ranger	NE	C16	Annual	53,248.00	55,910.40	58,697.60	61,630.40	64,708.80	67,953.60	71,344.00	73,132.80	74,963.20
			Monthly	4,437.33	4,659.20	4,891.47	5,135.87	5,392.40	5,662.80	5,945.33	6,094.40	6,246.93
			Hourly	25.6000	26.8800	28.2200	29.6300	31.1100	32.6700	34.3000	35.1600	36.0400
Parking Control Officer	NE	C12	Annual	43,804.80	45,988.80	48,297.60	50,710.40	53,248.00	55,910.40	58,697.60	60,174.40	61,672.00
			Monthly	3,650.40	3,832.40	4,024.80	4,225.87	4,437.33	4,659.20	4,891.47	5,014.53	5,139.33
			Hourly	21.0600	22.1100	23.2200	24.3800	25.6000	26.8800	28.2200	28.9300	29.6500
Parks & Community Services Administration & Financial Services Division Manager	DMG	C30	Annual	105,414.40	110,676.80	116,209.60	122,012.80	128,107.20	134,513.60	141,232.00	144,768.00	148,387.20
			Monthly	8,784.53	9,223.07	9,684.13	10,167.73	10,675.60	11,209.47	11,769.33	12,064.00	12,365.60
			Hourly	50.6800	53.2100	55.8700	58.6600	61.5900	64.6700	67.9000	69.6000	71.3400
Parks & Landscape Services Division Manager	DMG	C31	Annual	110,676.80	116,209.60	122,012.80	128,107.20	134,513.60	141,232.00	148,304.00	152,006.40	155,812.80
			Monthly	9,223.07	9,684.13	10,167.73	10,675.60	11,209.47	11,769.33	12,358.67	12,667.20	12,984.40
			Hourly	53.2100	55.8700	58.6600	61.5900	64.6700	67.9000	71.3000	73.0800	74.9100
Parks Maintenance Supervisor	PAM	C25	Annual	82,596.80	86,736.00	91,083.20	95,638.40	100,422.40	105,435.20	110,697.60	113,464.00	116,292.80
			Monthly	6,883.07	7,228.00	7,590.27	7,969.87	8,368.53	8,786.27	9,224.80	9,455.33	9,691.07
			Hourly	39.7100	41.7000	43.7900	45.9800	48.2800	50.6900	53.2200	54.5500	55.9100
Parks Maintenance Worker	NE	C12	Annual	43,804.80	45,988.80	48,297.60	50,710.40	53,248.00	55,910.40	58,697.60	60,174.40	61,672.00
			Monthly	3,650.40	3,832.40	4,024.80	4,225.87	4,437.33	4,659.20	4,891.47	5,014.53	5,139.33
			Hourly	21.0600	22.1100	23.2200	24.3800	25.6000	26.8800	28.2200	28.9300	29.6500
Parks Project Manager	PAM	C25	Annual	82,596.80	86,736.00	91,083.20	95,638.40	100,422.40	105,435.20	110,697.60	113,464.00	116,292.80
			Monthly	6,883.07	7,228.00	7,590.27	7,969.87	8,368.53	8,786.27	9,224.80	9,455.33	9,691.07
			Hourly	39.7100	41.7000	43.7900	45.9800	48.2800	50.6900	53.2200	54.5500	55.9100
Payroll Supervisor	PAM	C26	Annual	86,715.20	91,041.60	95,596.80	100,380.80	105,393.60	110,656.00	116,188.80	119,100.80	122,075.20
			Monthly	7,226.27	7,586.80	7,966.40	8,365.07	8,782.80	9,221.33	9,682.40	9,925.07	10,172.93
			Hourly	41.6900	43.7700	45.9600	48.2600	50.6700	53.2000	55.8600	57.2600	58.6900
Permit Technician	NE	C18	Annual	58,697.60	61,630.40	64,708.80	67,953.60	71,344.00	74,921.60	78,665.60	80,641.60	82,659.20
			Monthly	4,891.47	5,135.87	5,392.40	5,662.80	5,945.33	6,243.47	6,555.47	6,720.13	6,888.27
			Hourly	28.2200	29.6300	31.1100	32.6700	34.3000	36.0200	37.8200	38.7700	39.7400
Planning Division Manager/Official	DMG	C34	Annual	137,488.00	144,372.80	151,590.40	159,161.60	167,128.00	175,489.60	184,267.20	188,864.00	193,585.60
			Monthly	11,457.33	12,031.07	12,632.53	13,263.47	13,927.33	14,624.13	15,355.60	15,738.67	16,132.13
			Hourly	66.1000	69.4100	72.8800	76.5200	80.3500	84.3700	88.5900	90.8000	93.0700
Power Supply Manager	PAM	C32	Annual	118,976.00	124,924.80	131,164.80	137,716.80	144,601.60	151,840.00	159,432.00	163,425.60	167,502.40
			Monthly	9,914.67	10,410.40	10,930.40	11,476.40	12,050.13	12,653.33	13,286.00	13,618.80	13,958.53
			Hourly	57.2000	60.0600	63.0600	66.2100	69.5200	73.0000	76.6500	78.5700	80.5300

Attachment: City Resolution 2024-XX [Revision 1] (6505 : FY23/24 MID-YEAR OPERATING & CIP BUDGET

CITY OF MORENO VALLEY
SALARY SCALE - CAREER POSITIONS
EFFECTIVE 02/06/2024

TITLE	GRP	GRADE												
				A	B	C	D	E	F	G	H	I		
				5.0%		5.0%	5.0%	5.0%	5.0%	5.0%	5.0%	2.5%	2.5%	
Principal Accountant	PAM	C28	Annual	95,617.60	100,401.60	105,414.40	110,676.80	116,209.60	122,012.80	128,107.20	131,310.40	134,596.80		
			Monthly	7,968.13	8,366.80	8,784.53	9,223.07	9,684.13	10,167.73	10,675.60	10,942.53	11,216.40		
			Hourly	45.9700	48.2700	50.6800	53.2100	55.8700	58.6600	61.5900	63.1300	64.7100		
Principal Engineer	DMG	C33	Annual	127,899.20	134,284.80	141,003.20	148,054.40	155,459.20	163,238.40	171,392.00	175,676.80	180,065.60		
			Monthly	10,658.27	11,190.40	11,750.27	12,337.87	12,954.93	13,603.20	14,282.67	14,639.73	15,005.47		
			Hourly	61.4900	64.5600	67.7900	71.1800	74.7400	78.4800	82.4000	84.4600	86.5700		
Principal Engineer/City Traffic Engineer	DMG	C33	Annual	127,899.20	134,284.80	141,003.20	148,054.40	155,459.20	163,238.40	171,392.00	175,676.80	180,065.60		
			Monthly	10,658.27	11,190.40	11,750.27	12,337.87	12,954.93	13,603.20	14,282.67	14,639.73	15,005.47		
			Hourly	61.4900	64.5600	67.7900	71.1800	74.7400	78.4800	82.4000	84.4600	86.5700		
Principal Planner	PAM	C33	Annual	127,899.20	134,284.80	141,003.20	148,054.40	155,459.20	163,238.40	171,392.00	175,676.80	180,065.60		
			Monthly	10,658.27	11,190.40	11,750.27	12,337.87	12,954.93	13,603.20	14,282.67	14,639.73	15,005.47		
			Hourly	61.4900	64.5600	67.7900	71.1800	74.7400	78.4800	82.4000	84.4600	86.5700		
Program Analyst	PAM	C24	Annual	78,665.60	82,596.80	86,736.00	91,083.20	95,638.40	100,422.40	105,435.20	108,076.80	110,780.80		
			Monthly	6,555.47	6,883.07	7,228.00	7,590.27	7,969.87	8,368.53	8,786.27	9,006.40	9,231.73		
			Hourly	37.8200	39.7100	41.7000	43.7900	45.9800	48.2800	50.6900	51.9600	53.2600		
Public Information/Intergovernmental Relations Officer	PAM	C28	Annual	95,617.60	100,401.60	105,414.40	110,676.80	116,209.60	122,012.80	128,107.20	131,310.40	134,596.80		
			Monthly	7,968.13	8,366.80	8,784.53	9,223.07	9,684.13	10,167.73	10,675.60	10,942.53	11,216.40		
			Hourly	45.9700	48.2700	50.6800	53.2100	55.8700	58.6600	61.5900	63.1300	64.7100		
Public Safety Contracts Administrator	DMG	C30	Annual	105,414.40	110,676.80	116,209.60	122,012.80	128,107.20	134,513.60	141,232.00	144,768.00	148,387.20		
			Monthly	8,784.53	9,223.07	9,684.13	10,167.73	10,675.60	11,209.47	11,769.33	12,064.00	12,365.60		
			Hourly	50.6800	53.2100	55.8700	58.6600	61.5900	64.6700	67.9000	69.6000	71.3400		
Purchasing Division Manager	DMG	C32	Annual	118,976.00	124,924.80	131,164.80	137,716.80	144,601.60	151,840.00	159,432.00	163,425.60	167,502.40		
			Monthly	9,914.67	10,410.40	10,930.40	11,476.40	12,050.13	12,653.33	13,286.00	13,618.80	13,958.53		
			Hourly	57.2000	60.0600	63.0600	66.2100	69.5200	73.0000	76.6500	78.5700	80.5300		
Recycling Specialist	NE	C16	Annual	53,248.00	55,910.40	58,697.60	61,630.40	64,708.80	67,953.60	71,344.00	73,132.80	74,963.20		
			Monthly	4,437.33	4,659.20	4,891.47	5,135.87	5,392.40	5,662.80	5,945.33	6,094.40	6,246.93		
			Hourly	25.6000	26.8800	28.2200	29.6300	31.1100	32.6700	34.3000	35.1600	36.0400		
Registered Veterinary Technician	NE	C16	Annual	53,248.00	55,910.40	58,697.60	61,630.40	64,708.80	67,953.60	71,344.00	73,132.80	74,963.20		
			Monthly	4,437.33	4,659.20	4,891.47	5,135.87	5,392.40	5,662.80	5,945.33	6,094.40	6,246.93		
			Hourly	25.6000	26.8800	28.2200	29.6300	31.1100	32.6700	34.3000	35.1600	36.0400		
Security Guard	NE	C08	Annual	36,046.40	37,856.00	39,748.80	41,745.60	43,825.60	46,009.60	48,318.40	49,524.80	50,772.80		
			Monthly	3,003.87	3,154.67	3,312.40	3,478.80	3,652.13	3,834.13	4,026.53	4,127.07	4,231.07		
			Hourly	17.3300	18.2000	19.1100	20.0700	21.0700	22.1200	23.2300	23.8100	24.4100		
Senior Accountant	PAM	C25	Annual	82,596.80	86,736.00	91,083.20	95,638.40	100,422.40	105,435.20	110,697.60	113,464.00	116,292.80		
			Monthly	6,883.07	7,228.00	7,590.27	7,969.87	8,368.53	8,786.27	9,224.80	9,455.33	9,691.07		
			Hourly	39.7100	41.7000	43.7900	45.9800	48.2800	50.6900	53.2200	54.5500	55.9100		
Senior Administrative Assistant	NE	C17	Annual	55,910.40	58,697.60	61,630.40	64,708.80	67,953.60	71,344.00	74,921.60	76,793.60	78,707.20		
			Monthly	4,659.20	4,891.47	5,135.87	5,392.40	5,662.80	5,945.33	6,243.47	6,399.47	6,558.93		
			Hourly	26.8800	28.2200	29.6300	31.1100	32.6700	34.3000	36.0200	36.9200	37.8400		

Attachment: City Resolution 2024-XX [Revision 1] (6505 : FY23/24 MID-YEAR OPERATING & CIP BUDGET

CITY OF MORENO VALLEY
SALARY SCALE - CAREER POSITIONS
EFFECTIVE 02/06/2024

TITLE	GRP	GRADE										
				A	B	C	D	E	F	G	H	I
				5.0%		5.0%	5.0%	5.0%	5.0%	5.0%	2.5%	2.5%
Senior Applications Analyst	PAM	C27	Annual	91,062.40	95,617.60	100,401.60	105,414.40	110,676.80	116,209.60	122,012.80	125,070.40	128,190.40
			Monthly	7,588.53	7,968.13	8,366.80	8,784.53	9,223.07	9,684.13	10,167.73	10,422.53	10,682.53
			Hourly	43.7800	45.9700	48.2700	48.2700	50.6800	53.2100	55.8700	58.6600	60.1300
Senior Building Inspector	PAM	C25	Annual	82,596.80	86,736.00	91,083.20	95,638.40	100,422.40	105,435.20	110,697.60	113,464.00	116,292.80
			Monthly	6,883.07	7,228.00	7,590.27	7,969.87	8,368.53	8,786.27	9,224.80	9,455.33	9,691.07
			Hourly	39.7100	41.7000	43.7900	45.9800	48.2800	50.6900	53.2200	54.5500	55.9100
Senior Community Enhancement Officer	PAM	C22	Annual	71,344.00	74,921.60	78,665.60	82,596.80	86,736.00	91,083.20	95,638.40	98,030.40	100,484.80
			Monthly	5,945.33	6,243.47	6,555.47	6,883.07	7,228.00	7,590.27	7,969.87	8,169.20	8,373.73
			Hourly	34.3000	36.0200	37.8200	39.7100	41.7000	43.7900	45.9800	47.1300	48.3100
Senior Construction Inspector	PAM	C23	Annual	74,921.60	78,665.60	82,596.80	86,736.00	91,083.20	95,638.40	100,422.40	102,939.20	105,518.40
			Monthly	6,243.47	6,555.47	6,883.07	7,228.00	7,590.27	7,969.87	8,368.53	8,578.27	8,793.20
			Hourly	36.0200	37.8200	39.7100	41.7000	43.7900	45.9800	48.2800	49.4900	50.7300
Senior Deputy City Clerk	DMG	C30	Annual	105,414.40	110,676.80	116,209.60	122,012.80	128,107.20	134,513.60	141,232.00	144,768.00	148,387.20
			Monthly	8,784.53	9,223.07	9,684.13	10,167.73	10,675.60	11,209.47	11,769.33	12,064.00	12,365.60
			Hourly	50.6800	53.2100	55.8700	58.6600	61.5900	64.6700	67.9000	69.6000	71.3400
Senior Electrical Engineer	PAM	C31	Annual	110,676.80	116,209.60	122,012.80	128,107.20	134,513.60	141,232.00	148,304.00	152,006.40	155,812.80
			Monthly	9,223.07	9,684.13	10,167.73	10,675.60	11,209.47	11,769.33	12,358.67	12,667.20	12,984.40
			Hourly	53.2100	55.8700	58.6600	61.5900	64.6700	67.9000	71.3000	73.0800	74.9100
Senior Engineer, P.E.	PAM	C31	Annual	110,676.80	116,209.60	122,012.80	128,107.20	134,513.60	141,232.00	148,304.00	152,006.40	155,812.80
			Monthly	9,223.07	9,684.13	10,167.73	10,675.60	11,209.47	11,769.33	12,358.67	12,667.20	12,984.40
			Hourly	53.2100	55.8700	58.6600	61.5900	64.6700	67.9000	71.3000	73.0800	74.9100
Senior Equipment Operator	NE	C18	Annual	58,697.60	61,630.40	64,708.80	67,953.60	71,344.00	74,921.60	78,665.60	80,641.60	82,659.20
			Monthly	4,891.47	5,135.87	5,392.40	5,662.80	5,945.33	6,243.47	6,555.47	6,720.13	6,888.27
			Hourly	28.2200	29.6300	31.1100	32.6700	34.3000	36.0200	37.8200	38.7700	39.7400
Senior Graphics Designer	NE	C19	Annual	61,630.40	64,708.80	67,953.60	71,344.00	74,921.60	78,665.60	82,596.80	84,656.00	86,777.60
			Monthly	5,135.87	5,392.40	5,662.80	5,945.33	6,243.47	6,555.47	6,883.07	7,054.67	7,231.47
			Hourly	29.6300	31.1100	32.6700	34.3000	36.0200	37.8200	39.7100	40.7000	41.7200
Senior Human Resources Analyst	PAM	C27	Annual	91,062.40	95,617.60	100,401.60	105,414.40	110,676.80	116,209.60	122,012.80	125,070.40	128,190.40
			Monthly	7,588.53	7,968.13	8,366.80	8,784.53	9,223.07	9,684.13	10,167.73	10,422.53	10,682.53
			Hourly	43.7800	45.9700	48.2700	48.2700	50.6800	53.2100	55.8700	58.6600	60.1300
Senior Landscape Services Inspector	PAM	C20	Annual	64,708.80	67,953.60	71,344.00	74,921.60	78,665.60	82,596.80	86,736.00	88,899.20	91,124.80
			Monthly	5,392.40	5,662.80	5,945.33	6,243.47	6,555.47	6,883.07	7,228.00	7,408.27	7,593.73
			Hourly	31.1100	32.6700	34.3000	36.0200	37.8200	39.7100	41.7000	42.7400	43.8100
Senior Management Analyst	PAM	C27	Annual	91,062.40	95,617.60	100,401.60	105,414.40	110,676.80	116,209.60	122,012.80	125,070.40	128,190.40
			Monthly	7,588.53	7,968.13	8,366.80	8,784.53	9,223.07	9,684.13	10,167.73	10,422.53	10,682.53
			Hourly	43.7800	45.9700	48.2700	48.2700	50.6800	53.2100	55.8700	58.6600	60.1300
Senior Office Assistant	NE	C13	Annual	45,988.80	48,297.60	50,710.40	53,248.00	55,910.40	58,697.60	61,630.40	63,169.60	64,750.40
			Monthly	3,832.40	4,024.80	4,225.87	4,437.33	4,659.20	4,891.47	5,135.87	5,264.13	5,395.87
			Hourly	22.1100	23.2200	24.3800	25.6000	26.8800	28.2200	29.6300	30.3700	31.1300

Attachment: City Resolution 2024-XX [Revision 1] (6505 : FY23/24 MID-YEAR OPERATING & CIP BUDGET

CITY OF MORENO VALLEY
SALARY SCALE - CAREER POSITIONS
EFFECTIVE 02/06/2024

TITLE	GRP	GRADE										
			A	B	C	D	E	F	G	H	I	
				5.0%	5.0%	5.0%	5.0%	5.0%	5.0%	5.0%	2.5%	2.5%
Senior Parking Control Officer	NE	C14	Annual	48,297.60	50,710.40	53,248.00	55,910.40	58,697.60	61,630.40	64,708.80	66,331.20	67,995.20
			Monthly	4,024.80	4,225.87	4,437.33	4,659.20	4,891.47	5,135.87	5,392.40	5,527.60	5,666.27
			Hourly	23.2200	24.3800	25.6000	26.8800	28.2200	29.6300	31.1100	31.8900	32.6900
Senior Parks Maintenance Technician	NE	C19	Annual	61,630.40	64,708.80	67,953.60	71,344.00	74,921.60	78,665.60	82,596.80	84,656.00	86,777.60
			Monthly	5,135.87	5,392.40	5,662.80	5,945.33	6,243.47	6,555.47	6,883.07	7,054.67	7,231.47
			Hourly	29.6300	31.1100	32.6700	34.3000	36.0200	37.8200	39.7100	40.7000	41.7200
Senior Payroll Technician	NE	C18	Annual	58,697.60	61,630.40	64,708.80	67,953.60	71,344.00	74,921.60	78,665.60	80,641.60	82,659.20
			Monthly	4,891.47	5,135.87	5,392.40	5,662.80	5,945.33	6,243.47	6,555.47	6,720.13	6,888.27
			Hourly	28.2200	29.6300	31.1100	32.6700	34.3000	36.0200	37.8200	38.7700	39.7400
Senior Permit Technician	NE	C20	Annual	64,708.80	67,953.60	71,344.00	74,921.60	78,665.60	82,596.80	86,736.00	88,899.20	91,124.80
			Monthly	5,392.40	5,662.80	5,945.33	6,243.47	6,555.47	6,883.07	7,228.00	7,408.27	7,593.73
			Hourly	31.1100	32.6700	34.3000	36.0200	37.8200	39.7100	41.7000	42.7400	43.8100
Senior Planner	PAM	C27	Annual	91,062.40	95,617.60	100,401.60	105,414.40	110,676.80	116,209.60	122,012.80	125,070.40	128,190.40
			Monthly	7,588.53	7,968.13	8,366.80	8,784.53	9,223.07	9,684.13	10,167.73	10,422.53	10,682.53
			Hourly	43.7800	45.9700	48.2700	50.6800	53.2100	55.8700	58.6600	60.1300	61.6300
Senior Risk Analyst	PAM	C27	Annual	91,062.40	95,617.60	100,401.60	105,414.40	110,676.80	116,209.60	122,012.80	125,070.40	128,190.40
			Monthly	7,588.53	7,968.13	8,366.80	8,784.53	9,223.07	9,684.13	10,167.73	10,422.53	10,682.53
			Hourly	43.7800	45.9700	48.2700	50.6800	53.2100	55.8700	58.6600	60.1300	61.6300
Senior Telecommunications Technician	NE	C22	Annual	71,344.00	74,921.60	78,665.60	82,596.80	86,736.00	91,083.20	95,638.40	98,030.40	100,484.80
			Monthly	5,945.33	6,243.47	6,555.47	6,883.07	7,228.00	7,590.27	7,969.87	8,169.20	8,373.73
			Hourly	34.3000	36.0200	37.8200	39.7100	41.7000	43.7900	45.9800	47.1300	48.3100
Senior Traffic Signal Technician	PAM	C23	Annual	74,921.60	78,665.60	82,596.80	86,736.00	91,083.20	95,638.40	100,422.40	102,939.20	105,518.40
			Monthly	6,243.47	6,555.47	6,883.07	7,228.00	7,590.27	7,969.87	8,368.53	8,578.27	8,793.20
			Hourly	36.0200	37.8200	39.7100	41.7000	43.7900	45.9800	48.2800	49.4900	50.7300
Special Districts Division Manager	DMG	C34	Annual	137,488.00	144,372.80	151,590.40	159,161.60	167,128.00	175,489.60	184,267.20	188,864.00	193,585.60
			Monthly	11,457.33	12,031.07	12,632.53	13,263.47	13,927.33	14,624.13	15,355.60	15,738.67	16,132.13
			Hourly	66.1000	69.4100	72.8800	76.5200	80.3500	84.3700	88.5900	90.8000	93.0700
Special Events & Facilities Division Manager	DMG	C30	Annual	105,414.40	110,676.80	116,209.60	122,012.80	128,107.20	134,513.60	141,232.00	144,768.00	148,387.20
			Monthly	8,784.53	9,223.07	9,684.13	10,167.73	10,675.60	11,209.47	11,769.33	12,064.00	12,365.60
			Hourly	50.6800	53.2100	55.8700	58.6600	61.5900	64.6700	67.9000	69.6000	71.3400
Storekeeper	NE	C14	Annual	48,297.60	50,710.40	53,248.00	55,910.40	58,697.60	61,630.40	64,708.80	66,331.20	67,995.20
			Monthly	4,024.80	4,225.87	4,437.33	4,659.20	4,891.47	5,135.87	5,392.40	5,527.60	5,666.27
			Hourly	23.2200	24.3800	25.6000	26.8800	28.2200	29.6300	31.1100	31.8900	32.6900
Strategic Initiatives Manager	DMG	C34	Annual	137,488.00	144,372.80	151,590.40	159,161.60	167,128.00	175,489.60	184,267.20	188,864.00	193,585.60
			Monthly	11,457.33	12,031.07	12,632.53	13,263.47	13,927.33	14,624.13	15,355.60	15,738.67	16,132.13
			Hourly	66.1000	69.4100	72.8800	76.5200	80.3500	84.3700	88.5900	90.8000	93.0700
Street Maintenance Supervisor	PAM	C25	Annual	82,596.80	86,736.00	91,083.20	95,638.40	100,422.40	105,435.20	110,697.60	113,464.00	116,292.80
			Monthly	6,883.07	7,228.00	7,590.27	7,969.87	8,368.53	8,786.27	9,224.80	9,455.33	9,691.07
			Hourly	39.7100	41.7000	43.7900	45.9800	48.2800	50.6900	53.2200	54.5500	55.9100

Attachment: City Resolution 2024-XX [Revision 1] (6505 : FY23/24 MID-YEAR OPERATING & CIP BUDGET

CITY OF MORENO VALLEY
SALARY SCALE - CAREER POSITIONS
EFFECTIVE 02/06/2024

TITLE	GRP	GRADE										
			A	B	C	D	E	F	G	H	I	
				5.0%	5.0%	5.0%	5.0%	5.0%	5.0%	5.0%	2.5%	2.5%
Telecommunications Engineer/Administrator	PAM	C29	Annual	100,380.80	105,393.60	110,656.00	116,188.80	121,992.00	128,086.40	134,492.80	137,862.40	141,315.20
			Monthly	8,365.07	8,782.80	9,221.33	9,682.40	10,166.00	10,673.87	11,207.73	11,488.53	11,776.27
			Hourly	48.2600	50.6700	53.2000	55.8600	58.6500	61.5800	64.6600	66.2800	67.9400
Telecommunications Technician	NE	C20	Annual	64,708.80	67,953.60	71,344.00	74,921.60	78,665.60	82,596.80	86,736.00	88,899.20	91,124.80
			Monthly	5,392.40	5,662.80	5,945.33	6,243.47	6,555.47	6,883.07	7,228.00	7,408.27	7,593.73
			Hourly	31.1100	32.6700	34.3000	36.0200	37.8200	39.7100	41.7000	42.7400	43.8100
Traffic Operations Supervisor	PAM	C26	Annual	86,715.20	91,041.60	95,596.80	100,380.80	105,393.60	110,656.00	116,188.80	119,100.80	122,075.20
			Monthly	7,226.27	7,586.80	7,966.40	8,365.07	8,782.80	9,221.33	9,682.40	9,925.07	10,172.93
			Hourly	41.6900	43.7700	45.9600	48.2600	50.6700	53.2000	55.8600	57.2600	58.6900
Traffic Signal Technician	NE	C22	Annual	71,344.00	74,921.60	78,665.60	82,596.80	86,736.00	91,083.20	95,638.40	98,030.40	100,484.80
			Monthly	5,945.33	6,243.47	6,555.47	6,883.07	7,228.00	7,590.27	7,969.87	8,169.20	8,373.73
			Hourly	34.3000	36.0200	37.8200	39.7100	41.7000	43.7900	45.9800	47.1300	48.3100
Traffic Sign/Marking Technician I	NE	C13	Annual	45,988.80	48,297.60	50,710.40	53,248.00	55,910.40	58,697.60	61,630.40	63,169.60	64,750.40
			Monthly	3,832.40	4,024.80	4,225.87	4,437.33	4,659.20	4,891.47	5,135.87	5,264.13	5,395.87
			Hourly	22.1100	23.2200	24.3800	25.6000	26.8800	28.2200	29.6300	30.3700	31.1300
Traffic Sign/Marking Technician II	NE	C15	Annual	50,710.40	53,248.00	55,910.40	58,697.60	61,630.40	64,708.80	67,953.60	69,659.20	71,406.40
			Monthly	4,225.87	4,437.33	4,659.20	4,891.47	5,135.87	5,392.40	5,662.80	5,804.93	5,950.53
			Hourly	24.3800	25.6000	26.8800	28.2200	29.6300	31.1100	32.6700	33.4900	34.3300
Utility Finance Manager	PAM	C28	Annual	95,617.60	100,401.60	105,414.40	110,676.80	116,209.60	122,012.80	128,107.20	131,310.40	134,596.80
			Monthly	7,968.13	8,366.80	8,784.53	9,223.07	9,684.13	10,167.73	10,675.60	10,942.53	11,216.40
			Hourly	45.9700	48.2700	50.6800	53.2100	55.8700	58.6600	61.5900	63.1300	64.7100
Vehicle/Equipment Technician	NE	C17	Annual	55,910.40	58,697.60	61,630.40	64,708.80	67,953.60	71,344.00	74,921.60	76,793.60	78,707.20
			Monthly	4,659.20	4,891.47	5,135.87	5,392.40	5,662.80	5,945.33	6,243.47	6,399.47	6,558.93
			Hourly	26.8800	28.2200	29.6300	31.1100	32.6700	34.3000	36.0200	36.9200	37.8400

Attachment: City Resolution 2024-XX [Revision 1] (6505 : FY23/24 MID-YEAR OPERATING & CIP BUDGET

CITY OF MORENO VALLEY
SALARY SCALE - CAREER POSITIONS
EFFECTIVE 07/06/2024

TITLE	GRP	GRADE										
			A	B	C	D	E	F	G	H	I	
			5.0%		5.0%	5.0%	5.0%	5.0%	5.0%	2.5%	2.5%	
Accountant I	NE	C22	Annual	75,628.80	79,414.40	83,387.20	87,547.20	91,915.20	96,512.00	101,337.60	103,875.20	106,475.20
			Monthly	6,302.40	6,617.87	6,948.93	7,295.60	7,659.60	8,042.67	8,444.80	8,656.27	8,872.93
			Hourly	36.3600	38.1800	40.0900	42.0900	44.1900	46.4000	48.7200	49.9400	51.1900
Accountant II	PAM	C24	Annual	83,387.20	87,547.20	91,915.20	96,512.00	101,337.60	106,412.80	111,737.60	114,524.80	117,395.20
			Monthly	6,948.93	7,295.60	7,659.60	8,042.67	8,444.80	8,867.73	9,311.47	9,543.73	9,782.93
			Hourly	40.0900	42.0900	44.1900	46.4000	48.7200	51.1600	53.7200	55.0600	56.4400
Accounting Assistant	NE	C14	Annual	51,209.60	53,768.00	56,451.20	59,280.00	62,254.40	65,374.40	68,640.00	70,366.40	72,134.40
			Monthly	4,267.47	4,480.67	4,704.27	4,940.00	5,187.87	5,447.87	5,720.00	5,863.87	6,011.20
			Hourly	24.6200	25.8500	27.1400	28.5000	29.9300	31.4300	33.0000	33.8300	34.6800
Accounting Technician	NE	C17	Annual	59,280.00	62,254.40	65,374.40	68,640.00	72,072.00	75,670.40	79,456.00	81,452.80	83,491.20
			Monthly	4,940.00	5,187.87	5,447.87	5,720.00	6,006.00	6,305.87	6,621.33	6,787.73	6,957.60
			Hourly	28.5000	29.9300	31.4300	33.0000	34.6500	36.3800	38.2000	39.1600	40.1400
Accounts Payable Supervisor	NE	C22	Annual	75,628.80	79,414.40	83,387.20	87,547.20	91,915.20	96,512.00	101,337.60	103,875.20	106,475.20
			Monthly	6,302.40	6,617.87	6,948.93	7,295.60	7,659.60	8,042.67	8,444.80	8,656.27	8,872.93
			Hourly	36.3600	38.1800	40.0900	42.0900	44.1900	46.4000	48.7200	49.9400	51.1900
Administrative Assistant	NE	C16	Annual	56,451.20	59,280.00	62,254.40	65,374.40	68,640.00	72,072.00	75,670.40	77,563.20	79,497.60
			Monthly	4,704.27	4,940.00	5,187.87	5,447.87	5,720.00	6,006.00	6,305.87	6,463.60	6,624.80
			Hourly	27.1400	28.5000	29.9300	31.4300	33.0000	34.6500	36.3800	37.2900	38.2200
Animal Care Technician	NE	C11	Annual	44,241.60	46,446.40	48,776.00	51,209.60	53,768.00	56,451.20	59,280.00	60,756.80	62,275.20
			Monthly	3,686.80	3,870.53	4,064.67	4,267.47	4,480.67	4,704.27	4,940.00	5,063.07	5,189.60
			Hourly	21.2700	22.3300	23.4500	24.6200	25.8500	27.1400	28.5000	29.2100	29.9400
Animal Care Technician Supervisor	PAM	C21	Annual	72,051.20	75,649.60	79,435.20	83,408.00	87,588.80	91,977.60	96,574.40	98,987.20	101,462.40
			Monthly	6,004.27	6,304.13	6,619.60	6,950.67	7,299.07	7,664.80	8,047.87	8,248.93	8,455.20
			Hourly	34.6400	36.3700	38.1900	40.1000	42.1100	44.2200	46.4300	47.5900	48.7800
Animal Control Officer	NE	C15	Annual	53,768.00	56,451.20	59,280.00	62,254.40	65,374.40	68,640.00	72,072.00	73,881.60	75,732.80
			Monthly	4,480.67	4,704.27	4,940.00	5,187.87	5,447.87	5,720.00	6,006.00	6,156.80	6,311.07
			Hourly	25.8500	27.1400	28.5000	29.9300	31.4300	33.0000	34.6500	35.5200	36.4100
Animal Rescue Coordinator	NE	C11	Annual	44,241.60	46,446.40	48,776.00	51,209.60	53,768.00	56,451.20	59,280.00	60,756.80	62,275.20
			Monthly	3,686.80	3,870.53	4,064.67	4,267.47	4,480.67	4,704.27	4,940.00	5,063.07	5,189.60
			Hourly	21.2700	22.3300	23.4500	24.6200	25.8500	27.1400	28.5000	29.2100	29.9400
Animal Services Assistant	NE	C10	Annual	42,120.00	44,220.80	46,425.60	48,755.20	51,188.80	53,747.20	56,430.40	57,844.80	59,300.80
			Monthly	3,510.00	3,685.07	3,868.80	4,062.93	4,265.73	4,478.93	4,702.53	4,820.40	4,941.73
			Hourly	20.2500	21.2600	22.3200	23.4400	24.6100	25.8400	27.1300	27.8100	28.5100
Animal Services Dispatcher	NE	C10	Annual	42,120.00	44,220.80	46,425.60	48,755.20	51,188.80	53,747.20	56,430.40	57,844.80	59,300.80
			Monthly	3,510.00	3,685.07	3,868.80	4,062.93	4,265.73	4,478.93	4,702.53	4,820.40	4,941.73
			Hourly	20.2500	21.2600	22.3200	23.4400	24.6100	25.8400	27.1300	27.8100	28.5100
Animal Services Division Manager	DMG	C30	Annual	111,758.40	117,353.60	123,219.20	129,376.00	135,844.80	142,646.40	149,780.80	153,524.80	157,372.80
			Monthly	9,313.20	9,779.47	10,268.27	10,781.33	11,320.40	11,887.20	12,481.73	12,793.73	13,114.40
			Hourly	53.7300	56.4200	59.2400	62.2000	65.3100	68.5800	72.0100	73.8100	75.6600

Attachment: City Resolution 2024-XX [Revision 1] (6505 : FY23/24 MID-YEAR OPERATING & CIP BUDGET

CITY OF MORENO VALLEY
SALARY SCALE - CAREER POSITIONS
EFFECTIVE 07/06/2024

TITLE	GRP	GRADE										
				A	B	C	D	E	F	G	H	I
				5.0%		5.0%	5.0%	5.0%	5.0%	5.0%	2.5%	2.5%
Animal Services Field Supervisor	PAM	C22	Annual	75,628.80	79,414.40	83,387.20	87,547.20	91,915.20	96,512.00	101,337.60	103,875.20	106,475.20
			Monthly	6,302.40	6,617.87	6,948.93	7,295.60	7,659.60	8,042.67	8,444.80	8,656.27	8,872.93
			Hourly	36.3600	38.1800	40.0900	42.0900	44.1900	46.4000	48.7200	49.9400	51.1900
Animal Services License Inspector	NE	C11	Annual	44,241.60	46,446.40	48,776.00	51,209.60	53,768.00	56,451.20	59,280.00	60,756.80	62,275.20
			Monthly	3,686.80	3,870.53	4,064.67	4,267.47	4,480.67	4,704.27	4,940.00	5,063.07	5,189.60
			Hourly	21.2700	22.3300	23.4500	24.6200	25.8500	27.1400	28.5000	29.2100	29.9400
Animal Services Office Supervisor	PAM	C21	Annual	72,051.20	75,649.60	79,435.20	83,408.00	87,588.80	91,977.60	96,574.40	98,987.20	101,462.40
			Monthly	6,004.27	6,304.13	6,619.60	6,950.67	7,299.07	7,664.80	8,047.87	8,248.93	8,455.20
			Hourly	34.6400	36.3700	38.1900	40.1000	42.1100	44.2200	46.4300	47.5900	48.7800
Applications & Database Administrator	PAM	C29	Annual	106,412.80	111,737.60	117,332.80	123,198.40	129,355.20	135,824.00	142,625.60	146,182.40	149,843.20
			Monthly	8,867.73	9,311.47	9,777.73	10,266.53	10,779.60	11,318.67	11,885.47	12,181.87	12,486.93
			Hourly	51.1600	53.7200	56.4100	59.2300	62.1900	65.3000	68.5700	70.2800	72.0400
Applications Analyst	PAM	C25	Annual	87,568.00	91,956.80	96,553.60	101,379.20	106,454.40	111,779.20	117,374.40	120,307.20	123,323.20
			Monthly	7,297.33	7,663.07	8,046.13	8,448.27	8,871.20	9,314.93	9,781.20	10,025.60	10,276.93
			Hourly	42.1000	44.2100	46.4200	48.7400	51.1800	53.7400	56.4300	57.8400	59.2900
Assistant to the City Manager	PAM	C24	Annual	83,387.20	87,547.20	91,915.20	96,512.00	101,337.60	106,412.80	111,737.60	114,524.80	117,395.20
			Monthly	6,948.93	7,295.60	7,659.60	8,042.67	8,444.80	8,867.73	9,311.47	9,543.73	9,782.93
			Hourly	40.0900	42.0900	44.1900	46.4000	48.7200	51.1600	53.7200	55.0600	56.4400
Assistant Crossing Guard Supervisor	NE	C05	Annual	38,209.60	38,209.60	40,123.20	42,120.00	42,120.00	44,220.80	44,220.80	46,425.60	46,425.60
			Monthly	3,184.13	3,184.13	3,343.60	3,510.00	3,510.00	3,685.07	3,685.07	3,868.80	3,868.80
			Hourly	18.3700	19.2900	19.2900	20.2500	20.2500	21.2600	21.2600	22.3200	22.3200
Assistant Engineer	PAM	C25	Annual	87,568.00	91,956.80	96,553.60	101,379.20	106,454.40	111,779.20	117,374.40	120,307.20	123,323.20
			Monthly	7,297.33	7,663.07	8,046.13	8,448.27	8,871.20	9,314.93	9,781.20	10,025.60	10,276.93
			Hourly	42.1000	44.2100	46.4200	48.7400	51.1800	53.7400	56.4300	57.8400	59.2900
Assistant Network Administrator	PAM	C26	Annual	91,936.00	96,532.80	101,358.40	106,433.60	111,758.40	117,353.60	123,219.20	126,297.60	129,459.20
			Monthly	7,661.33	8,044.40	8,446.53	8,869.47	9,313.20	9,779.47	10,268.27	10,524.80	10,788.27
			Hourly	44.2000	46.4100	48.7300	51.1700	53.7300	56.4200	59.2400	60.7200	62.2400
Associate Engineer I	PAM	C28	Annual	101,358.40	106,433.60	111,758.40	117,353.60	123,219.20	129,376.00	135,844.80	139,235.20	142,708.80
			Monthly	8,446.53	8,869.47	9,313.20	9,779.47	10,268.27	10,781.33	11,320.40	11,602.93	11,892.40
			Hourly	48.7300	51.1700	53.7300	56.4200	59.2400	62.2000	65.3100	66.9400	68.6100
Associate Engineer II	PAM	C29	Annual	106,412.80	111,737.60	117,332.80	123,198.40	129,355.20	135,824.00	142,625.60	146,182.40	149,843.20
			Monthly	8,867.73	9,311.47	9,777.73	10,266.53	10,779.60	11,318.67	11,885.47	12,181.87	12,486.93
			Hourly	51.1600	53.7200	56.4100	59.2300	62.1900	65.3000	68.5700	70.2800	72.0400
Associate Planner	PAM	C25	Annual	87,568.00	91,956.80	96,553.60	101,379.20	106,454.40	111,779.20	117,374.40	120,307.20	123,323.20
			Monthly	7,297.33	7,663.07	8,046.13	8,448.27	8,871.20	9,314.93	9,781.20	10,025.60	10,276.93
			Hourly	42.1000	44.2100	46.4200	48.7400	51.1800	53.7400	56.4300	57.8400	59.2900
Audio Visual Technician	NE	C18	Annual	62,233.60	65,353.60	68,619.20	72,051.20	75,649.60	79,435.20	83,408.00	85,488.00	87,630.40
			Monthly	5,186.13	5,446.13	5,718.27	6,004.27	6,304.13	6,619.60	6,950.67	7,124.00	7,302.53
			Hourly	29.9200	31.4200	32.9900	34.6400	36.3700	38.1900	40.1000	41.1000	42.1300

Attachment: City Resolution 2024-XX [Revision 1] (6505 : FY23/24 MID-YEAR OPERATING & CIP BUDGET

CITY OF MORENO VALLEY
SALARY SCALE - CAREER POSITIONS
EFFECTIVE 07/06/2024

TITLE	GRP	GRADE										
			A	B	C	D	E	F	G	H	I	
				5.0%	5.0%	5.0%	5.0%	5.0%	5.0%	5.0%	2.5%	2.5%
Banquet Facility Representative	PAM	C19	Annual	65,332.80	68,598.40	72,030.40	75,628.80	79,414.40	83,387.20	87,547.20	89,731.20	91,977.60
			Monthly	5,444.40	5,716.53	6,002.53	6,302.40	6,617.87	6,948.93	7,295.60	7,477.60	7,664.80
			Hourly	31.4100	32.9800	34.6300	36.3600	38.1800	40.0900	42.0900	43.1400	44.2200
Building Division Manager/Official	DMG	C34	Annual	145,745.60	153,025.60	160,680.00	168,708.80	177,153.60	186,014.40	195,312.00	200,200.00	205,212.80
			Monthly	12,145.47	12,752.13	13,390.00	14,059.07	14,762.80	15,501.20	16,276.00	16,683.33	17,101.07
			Hourly	70.0700	73.5700	77.2500	81.1100	85.1700	89.4300	93.9000	96.2500	98.6600
Building Inspector II	NE	C24	Annual	83,387.20	87,547.20	91,915.20	96,512.00	101,337.60	106,412.80	111,737.60	114,524.80	117,395.20
			Monthly	6,948.93	7,295.60	7,659.60	8,042.67	8,444.80	8,867.73	9,311.47	9,543.73	9,782.93
			Hourly	40.0900	42.0900	44.1900	46.4000	48.7200	51.1600	53.7200	55.0600	56.4400
Building Safety Supervisor	PAM	C27	Annual	96,532.80	101,358.40	106,433.60	111,758.40	117,353.60	123,219.20	129,376.00	132,620.80	135,928.00
			Monthly	8,044.40	8,446.53	8,869.47	9,313.20	9,779.47	10,268.27	10,781.33	11,051.73	11,327.33
			Hourly	46.4100	48.7300	51.1700	53.7300	56.4200	59.2400	62.2000	63.7600	65.3500
Business License Liaison	NE	C16	Annual	56,451.20	59,280.00	62,254.40	65,374.40	68,640.00	72,072.00	75,670.40	77,563.20	79,497.60
			Monthly	4,704.27	4,940.00	5,187.87	5,447.87	5,720.00	6,006.00	6,305.87	6,463.60	6,624.80
			Hourly	27.1400	28.5000	29.9300	31.4300	33.0000	34.6500	36.3800	37.2900	38.2200
Child Care Assistant	GRA	CC09	Annual	36,628.80	2,204.80	38,833.60	38,833.60	47,195.20	49,545.60	52,020.80	54,620.80	57,345.60
			Monthly	3,052.40	183.73	3,236.13	3,236.13	3,932.93	4,128.80	4,335.07	4,551.73	4,778.80
			Hourly	18.6700	19.6000	20.5800	21.6100	22.6900	23.8200	25.0100	26.2600	27.5700
Child Care Instructor II	GRA	CC11	Annual	41,953.60	44,054.40	46,259.20	48,568.00	51,001.60	53,560.00	56,243.20	57,657.60	59,092.80
			Monthly	3,496.13	3,671.20	3,854.93	4,047.33	4,250.13	4,463.33	4,686.93	4,804.80	4,924.40
			Hourly	20.1700	21.1800	22.2400	23.3500	24.5200	25.7500	27.0400	27.7200	28.4100
Child Care Program Manager	PAM	C19	Annual	65,332.80	68,598.40	72,030.40	75,628.80	79,414.40	83,387.20	87,547.20	89,731.20	91,977.60
			Monthly	5,444.40	5,716.53	6,002.53	6,302.40	6,617.87	6,948.93	7,295.60	7,477.60	7,664.80
			Hourly	31.4100	32.9800	34.6300	36.3600	38.1800	40.0900	42.0900	43.1400	44.2200
Child Care Site Supervisor	GRA	C15	Annual	53,768.00	56,451.20	59,280.00	62,254.40	65,374.40	68,640.00	72,072.00	73,881.60	75,732.80
			Monthly	4,480.67	4,704.27	4,940.00	5,187.87	5,447.87	5,720.00	6,006.00	6,156.80	6,311.07
			Hourly	25.8500	27.1400	28.5000	29.9300	31.4300	33.0000	34.6500	35.5200	36.4100
Community Enhancement Division Manager	DMG	C30	Annual	111,758.40	117,353.60	123,219.20	129,376.00	135,844.80	142,646.40	149,780.80	153,524.80	157,372.80
			Monthly	9,313.20	9,779.47	10,268.27	10,781.33	11,320.40	11,887.20	12,481.73	12,793.73	13,114.40
			Hourly	53.7300	56.4200	59.2400	62.2000	65.3100	68.5800	72.0100	73.8100	75.6600
Community Enhancement Officer I	NE	C18	Annual	62,233.60	65,353.60	68,619.20	72,051.20	75,649.60	79,435.20	83,408.00	85,488.00	87,630.40
			Monthly	5,186.13	5,446.13	5,718.27	6,004.27	6,304.13	6,619.60	6,950.67	7,124.00	7,302.53
			Hourly	29.9200	31.4200	32.9900	34.6400	36.3700	38.1900	40.1000	41.1000	42.1300
Community Enhancement Officer II	NE	C20	Annual	68,598.40	72,030.40	75,628.80	79,414.40	83,387.20	87,547.20	91,915.20	94,203.20	96,553.60
			Monthly	5,716.53	6,002.53	6,302.40	6,617.87	6,948.93	7,295.60	7,659.60	7,850.27	8,046.13
			Hourly	32.9800	34.6300	36.3600	38.1800	40.0900	42.0900	44.1900	45.2900	46.4200
Community Enhancement Supervisor	PAM	C23	Annual	79,435.20	83,408.00	87,588.80	91,977.60	96,574.40	101,400.00	106,475.20	109,137.60	111,862.40
			Monthly	6,619.60	6,950.67	7,299.07	7,664.80	8,047.87	8,450.00	8,872.93	9,094.80	9,321.87
			Hourly	38.1900	40.1000	42.1100	44.2200	46.4300	48.7500	51.1900	52.4700	53.7800

Attachment: City Resolution 2024-XX [Revision 1] (6505 : FY23/24 MID-YEAR OPERATING & CIP BUDGET

CITY OF MORENO VALLEY
SALARY SCALE - CAREER POSITIONS
EFFECTIVE 07/06/2024

TITLE	GRP	GRADE											
				A	B	C	D	E	F	G	H	I	
				5.0%		5.0%	5.0%	5.0%	5.0%	5.0%	5.0%	2.5%	2.5%
Community Services Assistant Coordinator	NE	C08	Annual	38,209.60	40,123.20	42,120.00	44,220.80	46,425.60	48,755.20	51,188.80	52,478.40	53,788.80	
			Monthly	3,184.13	3,343.60	3,510.00	3,685.07	3,868.80	4,062.93	4,265.73	4,373.20	4,482.40	
			Hourly	18.3700	19.2900	20.2500	21.2600	22.3200	23.4400	24.6100	25.2300	25.8600	
Community Services Coordinator	NE	C10	Annual	42,120.00	44,220.80	46,425.60	48,755.20	51,188.80	53,747.20	56,430.40	57,844.80	59,300.80	
			Monthly	3,510.00	3,685.07	3,868.80	4,062.93	4,265.73	4,478.93	4,702.53	4,820.40	4,941.73	
			Hourly	20.2500	21.2600	22.3200	23.4400	24.6100	25.8400	27.1300	27.8100	28.5100	
Community Services Division Manager	DMG	C30	Annual	111,758.40	117,353.60	123,219.20	129,376.00	135,844.80	142,646.40	149,780.80	153,524.80	157,372.80	
			Monthly	9,313.20	9,779.47	10,268.27	10,781.33	11,320.40	11,887.20	12,481.73	12,793.73	13,114.40	
			Hourly	53.7300	56.4200	59.2400	62.2000	65.3100	68.5800	72.0100	73.8100	75.6600	
Community Services Supervisor	PAM	C19	Annual	65,332.80	68,598.40	72,030.40	75,628.80	79,414.40	83,387.20	87,547.20	89,731.20	91,977.60	
			Monthly	5,444.40	5,716.53	6,002.53	6,302.40	6,617.87	6,948.93	7,295.60	7,477.60	7,664.80	
			Hourly	31.4100	32.9800	34.6300	36.3600	38.1800	40.0900	42.0900	43.1400	44.2200	
Construction Inspector	NE	C22	Annual	75,628.80	79,414.40	83,387.20	87,547.20	91,915.20	96,512.00	101,337.60	103,875.20	106,475.20	
			Monthly	6,302.40	6,617.87	6,948.93	7,295.60	7,659.60	8,042.67	8,444.80	8,656.27	8,872.93	
			Hourly	36.3600	38.1800	40.0900	42.0900	44.1900	46.4000	48.7200	49.9400	51.1900	
Construction Inspector Supervisor	PAM	C25	Annual	87,568.00	91,956.80	96,553.60	101,379.20	106,454.40	111,779.20	117,374.40	120,307.20	123,323.20	
			Monthly	7,297.33	7,663.07	8,046.13	8,448.27	8,871.20	9,314.93	9,781.20	10,025.60	10,276.93	
			Hourly	42.1000	44.2100	46.4200	48.7400	51.1800	53.7400	56.4300	57.8400	59.2900	
Crossing Guard Supervisor	NE	C07	Annual	38,209.60	40,123.20	42,120.00	44,220.80	46,425.60	48,755.20	51,188.80	52,478.40	53,788.80	
			Monthly	3,184.13	3,343.60	3,510.00	3,685.07	3,868.80	4,062.93	4,265.73	4,373.20	4,482.40	
			Hourly	18.3700	19.2900	20.2500	21.2600	22.3200	23.4400	24.6100	25.2300	25.8600	
Customer Service Manager	PAM	C26	Annual	91,936.00	96,532.80	101,358.40	106,433.60	111,758.40	117,353.60	123,219.20	126,297.60	129,459.20	
			Monthly	7,661.33	8,044.40	8,446.53	8,869.47	9,313.20	9,779.47	10,268.27	10,524.80	10,788.27	
			Hourly	44.2000	46.4100	48.7300	51.1700	53.7300	56.4200	59.2400	60.7200	62.2400	
Deputy City Clerk	NE	C17	Annual	59,280.00	62,254.40	65,374.40	68,640.00	72,072.00	75,670.40	79,456.00	81,452.80	83,491.20	
			Monthly	4,940.00	5,187.87	5,447.87	5,720.00	6,006.00	6,305.87	6,621.33	6,787.73	6,957.60	
			Hourly	28.5000	29.9300	31.4300	33.0000	34.6500	36.3800	38.2000	39.1600	40.1400	
Deputy City Manager	DMG	C30	Annual	111,758.40	117,353.60	123,219.20	129,376.00	135,844.80	142,646.40	149,780.80	153,524.80	157,372.80	
			Monthly	9,313.20	9,779.47	10,268.27	10,781.33	11,320.40	11,887.20	12,481.73	12,793.73	13,114.40	
			Hourly	53.7300	56.4200	59.2400	62.2000	65.3100	68.5800	72.0100	73.8100	75.6600	
Deputy Compliance Director	DMG	C35	Annual	153,046.40	160,700.80	168,729.60	177,174.40	186,035.20	195,332.80	205,108.80	210,246.40	215,508.80	
			Monthly	12,753.87	13,391.73	14,060.80	14,764.53	15,502.93	16,277.73	17,092.40	17,520.53	17,959.07	
			Hourly	73.5800	77.2600	81.1200	85.1800	89.4400	93.9100	98.6100	101.0800	103.6100	
Deputy Finance Director	DMG	C34	Annual	145,745.60	153,025.60	160,680.00	168,708.80	177,153.60	186,014.40	195,312.00	200,200.00	205,212.80	
			Monthly	12,145.47	12,752.13	13,390.00	14,059.07	14,762.80	15,501.20	16,276.00	16,683.33	17,101.07	
			Hourly	70.0700	73.5700	77.2500	81.1100	85.1700	89.4300	93.9000	96.2500	98.6600	
Economic Development Division Manager	DMG	C30	Annual	111,758.40	117,353.60	123,219.20	129,376.00	135,844.80	142,646.40	149,780.80	153,524.80	157,372.80	
			Monthly	9,313.20	9,779.47	10,268.27	10,781.33	11,320.40	11,887.20	12,481.73	12,793.73	13,114.40	
			Hourly	53.7300	56.4200	59.2400	62.2000	65.3100	68.5800	72.0100	73.8100	75.6600	

Attachment: City Resolution 2024-XX [Revision 1] (6505 : FY23/24 MID-YEAR OPERATING & CIP BUDGET

CITY OF MORENO VALLEY
SALARY SCALE - CAREER POSITIONS
EFFECTIVE 07/06/2024

TITLE	GRP	GRADE										
			A	B	C	D	E	F	G	H	I	
			5.0%		5.0%	5.0%	5.0%	5.0%	5.0%	2.5%	2.5%	
Electric Utility Assistant Manager	PAM	C34	Annual	145,745.60	153,025.60	160,680.00	168,708.80	177,153.60	186,014.40	195,312.00	200,200.00	205,212.80
			Monthly	12,145.47	12,752.13	13,390.00	14,059.07	14,762.80	15,501.20	16,276.00	16,683.33	17,101.07
			Hourly	70.0700	73.5700	77.2500	81.1100	85.1700	89.4300	93.9000	96.2500	98.6600
Electric Utility Division Manager	DMG	C36	Annual	168,438.40	176,862.40	185,702.40	194,979.20	204,734.40	214,968.00	225,721.60	231,358.40	237,140.80
			Monthly	14,036.53	14,738.53	15,475.20	16,248.27	17,061.20	17,914.00	18,810.13	19,279.87	19,761.73
			Hourly	80.9800	85.0300	89.2800	93.7400	98.4300	103.3500	108.5200	111.2300	114.0100
Electric Utility Program Coordinator	PAM	C27	Annual	96,532.80	101,358.40	106,433.60	111,758.40	117,353.60	123,219.20	129,376.00	132,620.80	135,928.00
			Monthly	8,044.40	8,446.53	8,869.47	9,313.20	9,779.47	10,268.27	10,781.33	11,051.73	11,327.33
			Hourly	46.4100	48.7300	51.1700	53.7300	56.4200	59.2400	62.2000	63.7600	65.3500
Emergency Management Coordinator	PAM	C22	Annual	75,628.80	79,414.40	83,387.20	87,547.20	91,915.20	96,512.00	101,337.60	103,875.20	106,475.20
			Monthly	6,302.40	6,617.87	6,948.93	7,295.60	7,659.60	8,042.67	8,444.80	8,656.27	8,872.93
			Hourly	36.3600	38.1800	40.0900	42.0900	44.1900	46.4000	48.7200	49.9400	51.1900
Emergency Management & Volunteer Services Program Manager	DMG	C30	Annual	111,758.40	117,353.60	123,219.20	129,376.00	135,844.80	142,646.40	149,780.80	153,524.80	157,372.80
			Monthly	9,313.20	9,779.47	10,268.27	10,781.33	11,320.40	11,887.20	12,481.73	12,793.73	13,114.40
			Hourly	53.7300	56.4200	59.2400	62.2000	65.3100	68.5800	72.0100	73.8100	75.6600
Engineering Division Manager/Assistant City Engineer	DMG	C34	Annual	145,745.60	153,025.60	160,680.00	168,708.80	177,153.60	186,014.40	195,312.00	200,200.00	205,212.80
			Monthly	12,145.47	12,752.13	13,390.00	14,059.07	14,762.80	15,501.20	16,276.00	16,683.33	17,101.07
			Hourly	70.0700	73.5700	77.2500	81.1100	85.1700	89.4300	93.9000	96.2500	98.6600
Enterprise Systems Administrator	PAM	C31	Annual	117,332.80	123,198.40	129,355.20	135,824.00	142,625.60	149,760.00	157,248.00	161,179.20	165,214.40
			Monthly	9,777.73	10,266.53	10,779.60	11,318.67	11,885.47	12,480.00	13,104.00	13,431.60	13,767.87
			Hourly	56.4100	59.2300	62.1900	65.3000	68.5700	72.0000	75.6000	77.4900	79.4300
Equipment Operator	NE	C17	Annual	59,280.00	62,254.40	65,374.40	68,640.00	72,072.00	75,670.40	79,456.00	81,452.80	83,491.20
			Monthly	4,940.00	5,187.87	5,447.87	5,720.00	6,006.00	6,305.87	6,621.33	6,787.73	6,957.60
			Hourly	28.5000	29.9300	31.4300	33.0000	34.6500	36.3800	38.2000	39.1600	40.1400
Executive Assistant I	NE	C19	Annual	65,332.80	68,598.40	72,030.40	75,628.80	79,414.40	83,387.20	87,547.20	89,731.20	91,977.80
			Monthly	5,444.40	5,716.53	6,002.53	6,302.40	6,617.87	6,948.93	7,295.60	7,477.60	7,664.80
			Hourly	31.4100	32.9800	34.6300	36.3600	38.1800	40.0900	42.0900	43.1400	44.2200
Executive Assistant to Mayor/City Council	DMG	C30	Annual	111,758.40	117,353.60	123,219.20	129,376.00	135,844.80	142,646.40	149,780.80	153,524.80	157,372.80
			Monthly	9,313.20	9,779.47	10,268.27	10,781.33	11,320.40	11,887.20	12,481.73	12,793.73	13,114.40
			Hourly	53.7300	56.4200	59.2400	62.2000	65.3100	68.5800	72.0100	73.8100	75.6600
Facilities Maintenance Mechanic	NE	C15	Annual	53,768.00	56,451.20	59,280.00	62,254.40	65,374.40	68,640.00	72,072.00	73,881.60	75,732.80
			Monthly	4,480.67	4,704.27	4,940.00	5,187.87	5,447.87	5,720.00	6,006.00	6,156.80	6,311.07
			Hourly	25.8500	27.1400	28.5000	29.9300	31.4300	33.0000	34.6500	35.5200	36.4100
Facilities Maintenance Worker	NE	C13	Annual	48,755.20	51,188.80	53,747.20	56,430.40	59,259.20	62,212.80	65,332.80	66,976.00	68,660.80
			Monthly	4,062.93	4,265.73	4,478.93	4,702.53	4,938.27	5,184.40	5,444.40	5,581.33	5,721.73
			Hourly	23.4400	24.6100	25.8400	27.1300	28.4900	29.9100	31.4100	32.2000	33.0100
Financial Operations Division Manager	DMG	C33	Annual	135,574.40	142,355.20	149,468.80	156,936.00	164,777.60	173,014.40	181,667.20	186,201.60	190,860.80
			Monthly	11,297.87	11,862.93	12,455.73	13,078.00	13,731.47	14,417.87	15,138.93	15,516.80	15,905.07
			Hourly	65.1800	68.4400	71.8600	75.4500	79.2200	83.1800	87.3400	89.5200	91.7600

Attachment: City Resolution 2024-XX [Revision 1] (6505 : FY23/24 MID-YEAR OPERATING & CIP BUDGET

CITY OF MORENO VALLEY
SALARY SCALE - CAREER POSITIONS
EFFECTIVE 07/06/2024

TITLE	GRP	GRADE										
				A	B	C	D	E	F	G	H	I
				5.0%		5.0%	5.0%	5.0%	5.0%	5.0%	2.5%	2.5%
Financial Resources Division Manager	DMG	C33	Annual	135,574.40	142,355.20	149,468.80	156,936.00	164,777.60	173,014.40	181,667.20	186,201.60	190,860.80
			Monthly	11,297.87	11,862.93	12,455.73	13,078.00	13,731.47	14,417.87	15,138.93	15,516.80	15,905.07
			Hourly	65.1800	68.4400	71.8600	75.4500	79.2200	83.1800	87.3400	89.5200	91.7600
Fleet & Facilities Division Manager	DMG	C31	Annual	117,332.80	123,198.40	129,355.20	135,824.00	142,625.60	149,760.00	157,248.00	161,179.20	165,214.40
			Monthly	9,777.73	10,266.53	10,779.60	11,318.67	11,885.47	12,480.00	13,104.00	13,431.60	13,767.87
			Hourly	56.4100	59.2300	62.1900	65.3000	68.5700	72.0000	75.6000	77.4900	79.4300
Fleet & Facilities Maintenance Supervisor	PAM	C27	Annual	96,532.80	101,358.40	106,433.60	111,758.40	117,353.60	123,219.20	129,376.00	132,620.80	135,928.00
			Monthly	8,044.40	8,446.53	8,869.47	9,313.20	9,779.47	10,268.27	10,781.33	11,051.73	11,327.33
			Hourly	46.4100	48.7300	51.1700	53.7300	56.4200	59.2400	62.2000	63.7600	65.3500
GIS Administrator	PAM	C29	Annual	106,412.80	111,737.60	117,332.80	123,198.40	129,355.20	135,824.00	142,625.60	146,182.40	149,843.20
			Monthly	8,867.73	9,311.47	9,777.73	10,266.53	10,779.60	11,318.67	11,885.47	12,181.87	12,486.93
			Hourly	51.1600	53.7200	56.4100	59.2300	62.1900	65.3000	68.5700	70.2800	72.0400
GIS Applications Analyst	PAM	C25	Annual	87,568.00	91,956.80	96,553.60	101,379.20	106,454.40	111,779.20	117,374.40	120,307.20	123,323.20
			Monthly	7,297.33	7,663.07	8,046.13	8,448.27	8,871.20	9,314.93	9,781.20	10,025.60	10,276.93
			Hourly	42.1000	44.2100	46.4200	48.7400	51.1800	53.7400	56.4300	57.8400	59.2900
GIS Specialist	NE	C21	Annual	72,051.20	75,649.60	79,435.20	83,408.00	87,588.80	91,977.60	96,574.40	98,987.20	101,462.40
			Monthly	6,004.27	6,304.13	6,619.60	6,950.67	7,299.07	7,664.80	8,047.87	8,248.93	8,455.20
			Hourly	34.6400	36.3700	38.1900	40.1000	42.1100	44.2200	46.4300	47.5900	48.7800
Grants Division Manager	DMG	C33	Annual	135,574.40	142,355.20	149,468.80	156,936.00	164,777.60	173,014.40	181,667.20	186,201.60	190,860.80
			Monthly	11,297.87	11,862.93	12,455.73	13,078.00	13,731.47	14,417.87	15,138.93	15,516.80	15,905.07
			Hourly	65.1800	68.4400	71.8600	75.4500	79.2200	83.1800	87.3400	89.5200	91.7600
Human Resources Analyst	PAM	C24	Annual	83,387.20	87,547.20	91,915.20	96,512.00	101,337.60	106,412.80	111,737.60	114,524.80	117,395.20
			Monthly	6,948.93	7,295.60	7,659.60	8,042.67	8,444.80	8,867.73	9,311.47	9,543.73	9,782.93
			Hourly	40.0900	42.0900	44.1900	46.4000	48.7200	51.1600	53.7200	55.0600	56.4400
Human Resources Division Manager	DMG	C34	Annual	145,745.60	153,025.60	160,680.00	168,708.80	177,153.60	186,014.40	195,312.00	200,200.00	205,212.80
			Monthly	12,145.47	12,752.13	13,390.00	14,059.07	14,762.80	15,501.20	16,276.00	16,683.33	17,101.07
			Hourly	70.0700	73.5700	77.2500	81.1100	85.1700	89.4300	93.9000	96.2500	98.6600
Human Resources Technician	NE	C22	Annual	75,628.80	79,414.40	83,387.20	87,547.20	91,915.20	96,512.00	101,337.60	103,875.20	106,475.20
			Monthly	6,302.40	6,617.87	6,948.93	7,295.60	7,659.60	8,042.67	8,444.80	8,656.27	8,872.93
			Hourly	36.3600	38.1800	40.0900	42.0900	44.1900	46.4000	48.7200	49.9400	51.1900
Information Technology Technician	NE	C20	Annual	68,598.40	72,030.40	75,628.80	79,414.40	83,387.20	87,547.20	91,915.20	94,203.20	96,553.60
			Monthly	5,716.53	6,002.53	6,302.40	6,617.87	6,948.93	7,295.60	7,659.60	7,850.27	8,046.13
			Hourly	32.9800	34.6300	36.3600	38.1800	40.0900	42.0900	44.1900	45.2900	46.4200
Landscape Services Inspector	NE	C18	Annual	62,233.60	65,353.60	68,619.20	72,051.20	75,649.60	79,435.20	83,408.00	85,488.00	87,630.40
			Monthly	5,186.13	5,446.13	5,718.27	6,004.27	6,304.13	6,619.60	6,950.67	7,124.00	7,302.53
			Hourly	29.9200	31.4200	32.9900	34.6400	36.3700	38.1900	40.1000	41.1000	42.1300
Lead Facilities Maintenance Worker	NE	C18	Annual	62,233.60	65,353.60	68,619.20	72,051.20	75,649.60	79,435.20	83,408.00	85,488.00	87,630.40
			Monthly	5,186.13	5,446.13	5,718.27	6,004.27	6,304.13	6,619.60	6,950.67	7,124.00	7,302.53
			Hourly	29.9200	31.4200	32.9900	34.6400	36.3700	38.1900	40.1000	41.1000	42.1300

Attachment: City Resolution 2024-XX [Revision 1] (6505 : FY23/24 MID-YEAR OPERATING & CIP BUDGET

CITY OF MORENO VALLEY
SALARY SCALE - CAREER POSITIONS
EFFECTIVE 07/06/2024

TITLE	GRP	GRADE										
			A	B	C	D	E	F	G	H	I	
			5.0%		5.0%	5.0%	5.0%	5.0%	5.0%	2.5%	2.5%	
Lead Maintenance Worker	NE	C19	Annual	65,332.80	68,598.40	72,030.40	75,628.80	79,414.40	83,387.20	87,547.20	89,731.20	91,977.60
			Monthly	5,444.40	5,716.53	6,002.53	6,302.40	6,617.87	6,948.93	7,295.60	7,477.60	7,664.80
			Hourly	31.4100	32.9800	34.6300	36.3600	38.1800	40.0900	42.0900	43.1400	44.2200
Lead Parks Maintenance Worker	NE	C15	Annual	53,768.00	56,451.20	59,280.00	62,254.40	65,374.40	68,640.00	72,072.00	73,881.60	75,732.80
			Monthly	4,480.67	4,704.27	4,940.00	5,187.87	5,447.87	5,720.00	6,006.00	6,156.80	6,311.07
			Hourly	25.8500	27.1400	28.5000	29.9300	31.4300	33.0000	34.6500	35.5200	36.4100
Lead Traffic Sign/Marking Technician	NE	C18	Annual	62,233.60	65,353.60	68,619.20	72,051.20	75,649.60	79,435.20	83,408.00	85,488.00	87,630.40
			Monthly	5,186.13	5,446.13	5,718.27	6,004.27	6,304.13	6,619.60	6,950.67	7,124.00	7,302.53
			Hourly	29.9200	31.4200	32.9900	34.6400	36.3700	38.1900	40.1000	41.1000	42.1300
Lead Vehicle/Equipment Technician	NE	C19	Annual	65,332.80	68,598.40	72,030.40	75,628.80	79,414.40	83,387.20	87,547.20	89,731.20	91,977.60
			Monthly	5,444.40	5,716.53	6,002.53	6,302.40	6,617.87	6,948.93	7,295.60	7,477.60	7,664.80
			Hourly	31.4100	32.9800	34.6300	36.3600	38.1800	40.0900	42.0900	43.1400	44.2200
Maintenance & Operations Division Manager	DMG	C31	Annual	117,332.80	123,198.40	129,355.20	135,824.00	142,625.60	149,760.00	157,248.00	161,179.20	165,214.40
			Monthly	9,777.73	10,266.53	10,779.60	11,318.67	11,885.47	12,480.00	13,104.00	13,431.60	13,767.87
			Hourly	56.4100	59.2300	62.1900	65.3000	68.5700	72.0000	75.6000	77.4900	79.4300
Maintenance Worker I	NE	C12	Annual	46,446.40	48,776.00	51,209.60	53,768.00	56,451.20	59,280.00	62,254.40	63,814.40	65,416.00
			Monthly	3,870.53	4,064.67	4,267.47	4,480.67	4,704.27	4,940.00	5,187.87	5,317.87	5,451.33
			Hourly	22.3300	23.4500	24.6200	25.8500	27.1400	28.5000	29.9300	30.6800	31.4500
Maintenance Worker II	NE	C15	Annual	53,768.00	56,451.20	59,280.00	62,254.40	65,374.40	68,640.00	72,072.00	73,881.60	75,732.80
			Monthly	4,480.67	4,704.27	4,940.00	5,187.87	5,447.87	5,720.00	6,006.00	6,156.80	6,311.07
			Hourly	25.8500	27.1400	28.5000	29.9300	31.4300	33.0000	34.6500	35.5200	36.4100
Maintenance Worker/Work Release Coordinator	NE	C16	Annual	56,451.20	59,280.00	62,254.40	65,374.40	68,640.00	72,072.00	75,670.40	77,563.20	79,497.60
			Monthly	4,704.27	4,940.00	5,187.87	5,447.87	5,720.00	6,006.00	6,305.87	6,463.60	6,624.80
			Hourly	27.1400	28.5000	29.9300	31.4300	33.0000	34.6500	36.3800	37.2900	38.2200
Management Aide	NE	C18	Annual	62,233.60	65,353.60	68,619.20	72,051.20	75,649.60	79,435.20	83,408.00	85,488.00	87,630.40
			Monthly	5,186.13	5,446.13	5,718.27	6,004.27	6,304.13	6,619.60	6,950.67	7,124.00	7,302.53
			Hourly	29.9200	31.4200	32.9900	34.6400	36.3700	38.1900	40.1000	41.1000	42.1300
Management Analyst	PAM	C24	Annual	83,387.20	87,547.20	91,915.20	96,512.00	101,337.60	106,412.80	111,737.60	114,524.80	117,395.20
			Monthly	6,948.93	7,295.60	7,659.60	8,042.67	8,444.80	8,867.73	9,311.47	9,543.73	9,782.93
			Hourly	40.0900	42.0900	44.1900	46.4000	48.7200	51.1600	53.7200	55.0600	56.4400
Management Assistant	PAM	C22	Annual	75,628.80	79,414.40	83,387.20	87,547.20	91,915.20	96,512.00	101,337.60	103,875.20	106,475.20
			Monthly	6,302.40	6,617.87	6,948.93	7,295.60	7,659.60	8,042.67	8,444.80	8,656.27	8,872.93
			Hourly	36.3600	38.1800	40.0900	42.0900	44.1900	46.4000	48.7200	49.9400	51.1900
Media & Communications Division Manager	DMG	C33	Annual	135,574.40	142,355.20	149,468.80	156,936.00	164,777.60	173,014.40	181,667.20	186,201.60	190,860.80
			Monthly	11,297.87	11,862.93	12,455.73	13,078.00	13,731.47	14,417.87	15,138.93	15,516.80	15,905.07
			Hourly	65.1800	68.4400	71.8600	75.4500	79.2200	83.1800	87.3400	89.5200	91.7600
Network Administrator	PAM	C31	Annual	117,332.80	123,198.40	129,355.20	135,824.00	142,625.60	149,760.00	157,248.00	161,179.20	165,214.40
			Monthly	9,777.73	10,266.53	10,779.60	11,318.67	11,885.47	12,480.00	13,104.00	13,431.60	13,767.87
			Hourly	56.4100	59.2300	62.1900	65.3000	68.5700	72.0000	75.6000	77.4900	79.4300

Attachment: City Resolution 2024-XX [Revision 1] (6505 : FY23/24 MID-YEAR OPERATING & CIP BUDGET

CITY OF MORENO VALLEY
SALARY SCALE - CAREER POSITIONS
EFFECTIVE 07/06/2024

TITLE	GRP	GRADE										
				A	B	C	D	E	F	G	H	I
				5.0%		5.0%	5.0%	5.0%	5.0%	5.0%	2.5%	2.5%
Network & Systems Specialist	PAM	C24	Annual	83,387.20	87,547.20	91,915.20	96,512.00	101,337.60	106,412.80	111,737.60	114,524.80	117,395.20
			Monthly	6,948.93	7,295.60	7,659.60	8,042.67	8,444.80	8,867.73	9,311.47	9,543.73	9,782.93
			Hourly	40.0900	42.0900	44.1900	46.4000	48.7200	51.1600	53.7200	55.0600	56.4400
Paralegal	NE	C20	Annual	68,598.40	72,030.40	75,628.80	79,414.40	83,387.20	87,547.20	91,915.20	94,203.20	96,553.60
			Monthly	5,716.53	6,002.53	6,302.40	6,617.87	6,948.93	7,295.60	7,659.60	7,850.27	8,046.13
			Hourly	32.9800	34.6300	36.3600	38.1800	40.0900	42.0900	44.1900	45.2900	46.4200
Park Ranger	NE	C16	Annual	56,451.20	59,280.00	62,254.40	65,374.40	68,640.00	72,072.00	75,670.40	77,563.20	79,497.60
			Monthly	4,704.27	4,940.00	5,187.87	5,447.87	5,720.00	6,006.00	6,305.87	6,463.60	6,624.80
			Hourly	27.1400	28.5000	29.9300	31.4300	33.0000	34.6500	36.3800	37.2900	38.2200
Parking Control Officer	NE	C12	Annual	46,446.40	48,776.00	51,209.60	53,768.00	56,451.20	59,280.00	62,254.40	63,814.40	65,416.00
			Monthly	3,870.53	4,064.67	4,267.47	4,480.67	4,704.27	4,940.00	5,187.87	5,317.87	5,451.33
			Hourly	22.3300	23.4500	24.6200	25.8500	27.1400	28.5000	29.9300	30.6800	31.4500
Parks & Community Services Administration & Financial Services Division Manager	DMG	C30	Annual	111,758.40	117,353.60	123,219.20	129,376.00	135,844.80	142,646.40	149,780.80	153,524.80	157,372.80
			Monthly	9,313.20	9,779.47	10,268.27	10,781.33	11,320.40	11,887.20	12,481.73	12,793.73	13,114.40
			Hourly	53.7300	56.4200	59.2400	62.2000	65.3100	68.5800	72.0100	73.8100	75.6600
Parks & Landscape Services Division Manager	DMG	C31	Annual	117,332.80	123,198.40	129,355.20	135,824.00	142,625.60	149,760.00	157,248.00	161,179.20	165,214.40
			Monthly	9,777.73	10,266.53	10,779.60	11,318.67	11,885.47	12,480.00	13,104.00	13,431.60	13,767.87
			Hourly	56.4100	59.2300	62.1900	65.3000	68.5700	72.0000	75.6000	77.4900	79.4300
Parks Maintenance Supervisor	PAM	C25	Annual	87,568.00	91,956.80	96,553.60	101,379.20	106,454.40	111,779.20	117,374.40	120,307.20	123,323.20
			Monthly	7,297.33	7,663.07	8,046.13	8,448.27	8,871.20	9,314.93	9,781.20	10,025.60	10,276.93
			Hourly	42.1000	44.2100	46.4200	48.7400	51.1800	53.7400	56.4300	57.8400	59.2900
Parks Maintenance Worker	NE	C12	Annual	46,446.40	48,776.00	51,209.60	53,768.00	56,451.20	59,280.00	62,254.40	63,814.40	65,416.00
			Monthly	3,870.53	4,064.67	4,267.47	4,480.67	4,704.27	4,940.00	5,187.87	5,317.87	5,451.33
			Hourly	22.3300	23.4500	24.6200	25.8500	27.1400	28.5000	29.9300	30.6800	31.4500
Parks Project Manager	PAM	C25	Annual	87,568.00	91,956.80	96,553.60	101,379.20	106,454.40	111,779.20	117,374.40	120,307.20	123,323.20
			Monthly	7,297.33	7,663.07	8,046.13	8,448.27	8,871.20	9,314.93	9,781.20	10,025.60	10,276.93
			Hourly	42.1000	44.2100	46.4200	48.7400	51.1800	53.7400	56.4300	57.8400	59.2900
Payroll Supervisor	PAM	C26	Annual	91,936.00	96,532.80	101,358.40	106,433.60	111,758.40	117,353.60	123,219.20	126,297.60	129,459.20
			Monthly	7,661.33	8,044.40	8,446.53	8,869.47	9,313.20	9,779.47	10,268.27	10,524.80	10,788.27
			Hourly	44.2000	46.4100	48.7300	51.1700	53.7300	56.4200	59.2400	60.7200	62.2400
Permit Technician	NE	C18	Annual	62,233.60	65,353.60	68,619.20	72,051.20	75,649.60	79,435.20	83,408.00	85,488.00	87,630.40
			Monthly	5,186.13	5,446.13	5,718.27	6,004.27	6,304.13	6,619.60	6,950.67	7,124.00	7,302.53
			Hourly	29.9200	31.4200	32.9900	34.6400	36.3700	38.1900	40.1000	41.1000	42.1300
Planning Division Manager/Official	DMG	C34	Annual	145,745.60	153,025.60	160,680.00	168,708.80	177,153.60	186,014.40	195,312.00	200,200.00	205,212.80
			Monthly	12,145.47	12,752.13	13,390.00	14,059.07	14,762.80	15,501.20	16,276.00	16,683.33	17,101.07
			Hourly	70.0700	73.5700	77.2500	81.1100	85.1700	89.4300	93.9000	96.2500	98.6600
Power Supply Manager	PAM	C32	Annual	126,131.20	132,433.60	139,048.00	145,995.20	153,296.00	160,971.20	169,020.80	173,243.20	177,569.60
			Monthly	10,510.93	11,036.13	11,587.33	12,166.27	12,774.67	13,414.27	14,085.07	14,436.93	14,797.47
			Hourly	60.6400	63.6700	66.8500	70.1900	73.7000	77.3900	81.2600	83.2900	85.3700

Attachment: City Resolution 2024-XX [Revision 1] (6505 : FY23/24 MID-YEAR OPERATING & CIP BUDGET

CITY OF MORENO VALLEY
SALARY SCALE - CAREER POSITIONS
EFFECTIVE 07/06/2024

TITLE	GRP	GRADE										
			A	B	C	D	E	F	G	H	I	
			5.0%		5.0%	5.0%	5.0%	5.0%	5.0%	2.5%	2.5%	
Principal Accountant	PAM	C28	Annual	101,358.40	106,433.60	111,758.40	117,353.60	123,219.20	129,376.00	135,844.80	139,235.20	142,708.80
			Monthly	8,446.53	8,869.47	9,313.20	9,779.47	10,268.27	10,781.33	11,320.40	11,602.93	11,892.40
			Hourly	48.7300	51.1700	53.7300	56.4200	59.2400	62.2000	65.3100	66.9400	68.6100
Principal Engineer	DMG	C33	Annual	135,574.40	142,355.20	149,468.80	156,936.00	164,777.60	173,014.40	181,667.20	186,201.60	190,860.80
			Monthly	11,297.87	11,862.93	12,455.73	13,078.00	13,731.47	14,417.87	15,138.93	15,516.80	15,905.07
			Hourly	65.1800	68.4400	71.8600	75.4500	79.2200	83.1800	87.3400	89.5200	91.7600
Principal Engineer/City Traffic Engineer	DMG	C33	Annual	135,574.40	142,355.20	149,468.80	156,936.00	164,777.60	173,014.40	181,667.20	186,201.60	190,860.80
			Monthly	11,297.87	11,862.93	12,455.73	13,078.00	13,731.47	14,417.87	15,138.93	15,516.80	15,905.07
			Hourly	65.1800	68.4400	71.8600	75.4500	79.2200	83.1800	87.3400	89.5200	91.7600
Principal Planner	PAM	C33	Annual	135,574.40	142,355.20	149,468.80	156,936.00	164,777.60	173,014.40	181,667.20	186,201.60	190,860.80
			Monthly	11,297.87	11,862.93	12,455.73	13,078.00	13,731.47	14,417.87	15,138.93	15,516.80	15,905.07
			Hourly	65.1800	68.4400	71.8600	75.4500	79.2200	83.1800	87.3400	89.5200	91.7600
Program Analyst	PAM	C24	Annual	83,387.20	87,547.20	91,915.20	96,512.00	101,337.60	106,412.80	111,737.60	114,524.80	117,395.20
			Monthly	6,948.93	7,295.60	7,659.60	8,042.67	8,444.80	8,867.73	9,311.47	9,543.73	9,782.93
			Hourly	40.0900	42.0900	44.1900	46.4000	48.7200	51.1600	53.7200	55.0600	56.4400
Public Information/Intergovernmental Relations Officer	PAM	C28	Annual	101,358.40	106,433.60	111,758.40	117,353.60	123,219.20	129,376.00	135,844.80	139,235.20	142,708.80
			Monthly	8,446.53	8,869.47	9,313.20	9,779.47	10,268.27	10,781.33	11,320.40	11,602.93	11,892.40
			Hourly	48.7300	51.1700	53.7300	56.4200	59.2400	62.2000	65.3100	66.9400	68.6100
Public Safety Contracts Administrator	DMG	C30	Annual	111,758.40	117,353.60	123,219.20	129,376.00	135,844.80	142,646.40	149,780.80	153,524.80	157,372.80
			Monthly	9,313.20	9,779.47	10,268.27	10,781.33	11,320.40	11,887.20	12,481.73	12,793.73	13,114.40
			Hourly	53.7300	56.4200	59.2400	62.2000	65.3100	68.5800	72.0100	73.8100	75.6600
Purchasing Division Manager	DMG	C32	Annual	126,131.20	132,433.60	139,048.00	145,995.20	153,296.00	160,971.20	169,020.80	173,243.20	177,569.60
			Monthly	10,510.93	11,036.13	11,587.33	12,166.27	12,774.67	13,414.27	14,085.07	14,436.93	14,797.47
			Hourly	60.6400	63.6700	66.8500	70.1900	73.7000	77.3900	81.2600	83.2900	85.3700
Recycling Specialist	NE	C16	Annual	56,451.20	59,280.00	62,254.40	65,374.40	68,640.00	72,072.00	75,670.40	77,563.20	79,497.60
			Monthly	4,704.27	4,940.00	5,187.87	5,447.87	5,720.00	6,006.00	6,305.87	6,463.60	6,624.80
			Hourly	27.1400	28.5000	29.9300	31.4300	33.0000	34.6500	36.3800	37.2900	38.2200
Registered Veterinary Technician	NE	C16	Annual	56,451.20	59,280.00	62,254.40	65,374.40	68,640.00	72,072.00	75,670.40	77,563.20	79,497.60
			Monthly	4,704.27	4,940.00	5,187.87	5,447.87	5,720.00	6,006.00	6,305.87	6,463.60	6,624.80
			Hourly	27.1400	28.5000	29.9300	31.4300	33.0000	34.6500	36.3800	37.2900	38.2200
Security Guard	NE	C08	Annual	38,209.60	40,123.20	42,120.00	44,220.80	46,425.60	48,755.20	51,188.80	52,478.40	53,788.80
			Monthly	3,184.13	3,343.60	3,510.00	3,685.07	3,868.80	4,062.93	4,265.73	4,373.20	4,482.40
			Hourly	18.3700	19.2900	20.2500	21.2600	22.3200	23.4400	24.6100	25.2300	25.8600
Senior Accountant	PAM	C25	Annual	87,568.00	91,956.80	96,553.60	101,379.20	106,454.40	111,779.20	117,374.40	120,307.20	123,323.20
			Monthly	7,297.33	7,663.07	8,046.13	8,448.27	8,871.20	9,314.93	9,781.20	10,025.60	10,276.93
			Hourly	42.1000	44.2100	46.4200	48.7400	51.1800	53.7400	56.4300	57.8400	59.2900
Senior Administrative Assistant	NE	C17	Annual	59,280.00	62,254.40	65,374.40	68,640.00	72,072.00	75,670.40	79,456.00	81,452.80	83,491.20
			Monthly	4,940.00	5,187.87	5,447.87	5,720.00	6,006.00	6,305.87	6,621.33	6,787.73	6,957.60
			Hourly	28.5000	29.9300	31.4300	33.0000	34.6500	36.3800	38.2000	39.1600	40.1400

Attachment: City Resolution 2024-XX [Revision 1] (6505 : FY23/24 MID-YEAR OPERATING & CIP BUDGET

CITY OF MORENO VALLEY
SALARY SCALE - CAREER POSITIONS
EFFECTIVE 07/06/2024

TITLE	GRP	GRADE										
				A	B	C	D	E	F	G	H	I
				5.0%		5.0%	5.0%	5.0%	5.0%	5.0%	2.5%	2.5%
Senior Applications Analyst	PAM	C27	Annual	96,532.80	101,358.40	106,433.60	111,758.40	117,353.60	123,219.20	129,376.00	132,620.80	135,928.00
			Monthly	8,044.40	8,446.53	8,869.47	9,313.20	9,779.47	10,268.27	10,781.33	11,051.73	11,327.33
			Hourly	46.4100	48.7300	51.1700	53.7300	56.4200	59.2400	62.2000	63.7600	65.3500
Senior Building Inspector	PAM	C25	Annual	87,568.00	91,956.80	96,553.60	101,379.20	106,454.40	111,779.20	117,374.40	120,307.20	123,323.20
			Monthly	7,297.33	7,663.07	8,046.13	8,448.27	8,871.20	9,314.93	9,781.20	10,025.60	10,276.93
			Hourly	42.1000	44.2100	46.4200	48.7400	51.1800	53.7400	56.4300	57.8400	59.2900
Senior Community Enhancement Officer	PAM	C22	Annual	75,628.80	79,414.40	83,387.20	87,547.20	91,915.20	96,512.00	101,337.60	103,875.20	106,475.20
			Monthly	6,302.40	6,617.87	6,948.93	7,295.60	7,659.60	8,042.67	8,444.80	8,656.27	8,872.93
			Hourly	36.3600	38.1800	40.0900	42.0900	44.1900	46.4000	48.7200	49.9400	51.1900
Senior Construction Inspector	PAM	C23	Annual	79,435.20	83,408.00	87,588.80	91,977.60	96,574.40	101,400.00	106,475.20	109,137.60	111,862.40
			Monthly	6,619.60	6,950.67	7,299.07	7,664.80	8,047.87	8,450.00	8,872.93	9,094.80	9,321.87
			Hourly	38.1900	40.1000	42.1100	44.2200	46.4300	48.7500	51.1900	52.4700	53.7800
Senior Deputy City Clerk	DMG	C30	Annual	111,758.40	117,353.60	123,219.20	129,376.00	135,844.80	142,646.40	149,780.80	153,524.80	157,372.80
			Monthly	9,313.20	9,779.47	10,268.27	10,781.33	11,320.40	11,887.20	12,481.73	12,793.73	13,114.40
			Hourly	53.7300	56.4200	59.2400	62.2000	65.3100	68.5800	72.0100	73.8100	75.6600
Senior Electrical Engineer	PAM	C31	Annual	117,332.80	123,198.40	129,355.20	135,824.00	142,625.60	149,760.00	157,248.00	161,179.20	165,214.40
			Monthly	9,777.73	10,266.53	10,779.60	11,318.67	11,885.47	12,480.00	13,104.00	13,431.60	13,767.87
			Hourly	56.4100	59.2300	62.1900	65.3000	68.5700	72.0000	75.6000	77.4900	79.4300
Senior Engineer, P.E.	PAM	C31	Annual	117,332.80	123,198.40	129,355.20	135,824.00	142,625.60	149,760.00	157,248.00	161,179.20	165,214.40
			Monthly	9,777.73	10,266.53	10,779.60	11,318.67	11,885.47	12,480.00	13,104.00	13,431.60	13,767.87
			Hourly	56.4100	59.2300	62.1900	65.3000	68.5700	72.0000	75.6000	77.4900	79.4300
Senior Equipment Operator	NE	C18	Annual	62,233.60	65,353.60	68,619.20	72,051.20	75,649.60	79,435.20	83,408.00	85,488.00	87,630.40
			Monthly	5,186.13	5,446.13	5,718.27	6,004.27	6,304.13	6,619.60	6,950.67	7,124.00	7,302.53
			Hourly	29.9200	31.4200	32.9900	34.6400	36.3700	38.1900	40.1000	41.1000	42.1300
Senior Graphics Designer	NE	C19	Annual	65,332.80	68,598.40	72,030.40	75,628.80	79,414.40	83,387.20	87,547.20	89,731.20	91,977.60
			Monthly	5,444.40	5,716.53	6,002.53	6,302.40	6,617.87	6,948.93	7,295.60	7,477.60	7,664.80
			Hourly	31.4100	32.9800	34.6300	36.3600	38.1800	40.0900	42.0900	43.1400	44.2200
Senior Human Resources Analyst	PAM	C27	Annual	96,532.80	101,358.40	106,433.60	111,758.40	117,353.60	123,219.20	129,376.00	132,620.80	135,928.00
			Monthly	8,044.40	8,446.53	8,869.47	9,313.20	9,779.47	10,268.27	10,781.33	11,051.73	11,327.33
			Hourly	46.4100	48.7300	51.1700	53.7300	56.4200	59.2400	62.2000	63.7600	65.3500
Senior Landscape Services Inspector	PAM	C20	Annual	68,598.40	72,030.40	75,628.80	79,414.40	83,387.20	87,547.20	91,915.20	94,203.20	96,553.60
			Monthly	5,716.53	6,002.53	6,302.40	6,617.87	6,948.93	7,295.60	7,659.60	7,850.27	8,046.13
			Hourly	32.9800	34.6300	36.3600	38.1800	40.0900	42.0900	44.1900	45.2900	46.4200
Senior Management Analyst	PAM	C27	Annual	96,532.80	101,358.40	106,433.60	111,758.40	117,353.60	123,219.20	129,376.00	132,620.80	135,928.00
			Monthly	8,044.40	8,446.53	8,869.47	9,313.20	9,779.47	10,268.27	10,781.33	11,051.73	11,327.33
			Hourly	46.4100	48.7300	51.1700	53.7300	56.4200	59.2400	62.2000	63.7600	65.3500
Senior Office Assistant	NE	C13	Annual	48,755.20	51,188.80	53,747.20	56,430.40	59,259.20	62,212.80	65,332.80	66,976.00	68,660.80
			Monthly	4,062.93	4,265.73	4,478.93	4,702.53	4,938.27	5,184.40	5,444.40	5,581.33	5,721.73
			Hourly	23.4400	24.6100	25.8400	27.1300	28.4900	29.9100	31.4100	32.2000	33.0100

Attachment: City Resolution 2024-XX [Revision 1] (6505 : FY23/24 MID-YEAR OPERATING & CIP BUDGET

CITY OF MORENO VALLEY
SALARY SCALE - CAREER POSITIONS
EFFECTIVE 07/06/2024

TITLE	GRP	GRADE										
			A	B	C	D	E	F	G	H	I	
			5.0%		5.0%	5.0%	5.0%	5.0%	5.0%	5.0%	2.5%	2.5%
Senior Parking Control Officer	NE	C14	Annual	51,209.60	53,768.00	56,451.20	59,280.00	62,254.40	65,374.40	68,640.00	70,366.40	72,134.40
			Monthly	4,267.47	4,480.67	4,704.27	4,940.00	5,187.87	5,447.87	5,720.00	5,863.87	6,011.20
			Hourly	24.6200	25.8500	27.1400	28.5000	29.9300	31.4300	33.0000	33.8300	34.6800
Senior Parks Maintenance Technician	NE	C19	Annual	65,332.80	68,598.40	72,030.40	75,628.80	79,414.40	83,387.20	87,547.20	89,731.20	91,977.60
			Monthly	5,444.40	5,716.53	6,002.53	6,302.40	6,617.87	6,948.93	7,295.60	7,477.60	7,664.80
			Hourly	31.4100	32.9800	34.6300	36.3600	38.1800	40.0900	42.0900	43.1400	44.2200
Senior Payroll Technician	NE	C18	Annual	62,233.60	65,353.60	68,619.20	72,051.20	75,649.60	79,435.20	83,408.00	85,488.00	87,630.40
			Monthly	5,186.13	5,446.13	5,718.27	6,004.27	6,304.13	6,619.60	6,950.67	7,124.00	7,302.53
			Hourly	29.9200	31.4200	32.9900	34.6400	36.3700	38.1900	40.1000	41.1000	42.1300
Senior Permit Technician	NE	C20	Annual	68,598.40	72,030.40	75,628.80	79,414.40	83,387.20	87,547.20	91,915.20	94,203.20	96,553.60
			Monthly	5,716.53	6,002.53	6,302.40	6,617.87	6,948.93	7,295.60	7,659.60	7,850.27	8,046.13
			Hourly	32.9800	34.6300	36.3600	38.1800	40.0900	42.0900	44.1900	45.2900	46.4200
Senior Planner	PAM	C27	Annual	96,532.80	101,358.40	106,433.60	111,758.40	117,353.60	123,219.20	129,376.00	132,620.80	135,928.00
			Monthly	8,044.40	8,446.53	8,869.47	9,313.20	9,779.47	10,268.27	10,781.33	11,051.73	11,327.33
			Hourly	46.4100	48.7300	51.1700	53.7300	56.4200	59.2400	62.2000	63.7600	65.3500
Senior Risk Analyst	PAM	C27	Annual	96,532.80	101,358.40	106,433.60	111,758.40	117,353.60	123,219.20	129,376.00	132,620.80	135,928.00
			Monthly	8,044.40	8,446.53	8,869.47	9,313.20	9,779.47	10,268.27	10,781.33	11,051.73	11,327.33
			Hourly	46.4100	48.7300	51.1700	53.7300	56.4200	59.2400	62.2000	63.7600	65.3500
Senior Telecommunications Technician	NE	C22	Annual	75,628.80	79,414.40	83,387.20	87,547.20	91,915.20	96,512.00	101,337.60	103,875.20	106,475.20
			Monthly	6,302.40	6,617.87	6,948.93	7,295.60	7,659.60	8,042.67	8,444.80	8,656.27	8,872.93
			Hourly	36.3600	38.1800	40.0900	42.0900	44.1900	46.4000	48.7200	49.9400	51.1900
Senior Traffic Signal Technician	PAM	C23	Annual	79,435.20	83,408.00	87,588.80	91,977.60	96,574.40	101,400.00	106,475.20	109,137.60	111,862.40
			Monthly	6,619.60	6,950.67	7,299.07	7,664.80	8,047.87	8,450.00	8,872.93	9,094.80	9,321.87
			Hourly	38.1900	40.1000	42.1100	44.2200	46.4300	48.7500	51.1900	52.4700	53.7800
Special Districts Division Manager	DMG	C34	Annual	145,745.60	153,025.60	160,680.00	168,708.80	177,153.60	186,014.40	195,312.00	200,200.00	205,212.80
			Monthly	12,145.47	12,752.13	13,390.00	14,059.07	14,762.80	15,501.20	16,276.00	16,683.33	17,101.07
			Hourly	70.0700	73.5700	77.2500	81.1100	85.1700	89.4300	93.9000	96.2500	98.6600
Special Events & Facilities Division Manager	DMG	C30	Annual	111,758.40	117,353.60	123,219.20	129,376.00	135,844.80	142,646.40	149,780.80	153,524.80	157,372.80
			Monthly	9,313.20	9,779.47	10,268.27	10,781.33	11,320.40	11,887.20	12,481.73	12,793.73	13,114.40
			Hourly	53.7300	56.4200	59.2400	62.2000	65.3100	68.5800	72.0100	73.8100	75.6600
Storekeeper	NE	C14	Annual	51,209.60	53,768.00	56,451.20	59,280.00	62,254.40	65,374.40	68,640.00	70,366.40	72,134.40
			Monthly	4,267.47	4,480.67	4,704.27	4,940.00	5,187.87	5,447.87	5,720.00	5,863.87	6,011.20
			Hourly	24.6200	25.8500	27.1400	28.5000	29.9300	31.4300	33.0000	33.8300	34.6800
Strategic Initiatives Manager	DMG	C34	Annual	145,745.60	153,025.60	160,680.00	168,708.80	177,153.60	186,014.40	195,312.00	200,200.00	205,212.80
			Monthly	12,145.47	12,752.13	13,390.00	14,059.07	14,762.80	15,501.20	16,276.00	16,683.33	17,101.07
			Hourly	70.0700	73.5700	77.2500	81.1100	85.1700	89.4300	93.9000	96.2500	98.6600
Street Maintenance Supervisor	PAM	C25	Annual	87,568.00	91,956.80	96,553.60	101,379.20	106,454.40	111,779.20	117,374.40	120,307.20	123,323.20
			Monthly	7,297.33	7,663.07	8,046.13	8,448.27	8,871.20	9,314.93	9,781.20	10,025.60	10,276.93
			Hourly	42.1000	44.2100	46.4200	48.7400	51.1800	53.7400	56.4300	57.8400	59.2900

Attachment: City Resolution 2024-XX [Revision 1] (6505 : FY23/24 MID-YEAR OPERATING & CIP BUDGET

CITY OF MORENO VALLEY
SALARY SCALE - CAREER POSITIONS
EFFECTIVE 07/06/2024

TITLE	GRP	GRADE										
			A	B	C	D	E	F	G	H	I	
			5.0%		5.0%	5.0%	5.0%	5.0%	5.0%	5.0%	2.5%	2.5%
Telecommunications Engineer/Administrator	PAM	C29	Annual	106,412.80	111,737.60	117,332.80	123,198.40	129,355.20	135,824.00	142,625.60	146,182.40	149,843.20
			Monthly	8,867.73	9,311.47	9,777.73	10,266.53	10,779.60	11,318.67	11,885.47	12,181.87	12,486.93
			Hourly	51.1600	53.7200	56.4100	59.2300	62.1900	65.3000	68.5700	70.2800	72.0400
Telecommunications Technician	NE	C20	Annual	68,598.40	72,030.40	75,628.80	79,414.40	83,387.20	87,547.20	91,915.20	94,203.20	96,553.60
			Monthly	5,716.53	6,002.53	6,302.40	6,617.87	6,948.93	7,295.60	7,659.60	7,850.27	8,046.13
			Hourly	32.9800	34.6300	36.3600	38.1800	40.0900	42.0900	44.1900	45.2900	46.4200
Traffic Operations Supervisor	PAM	C26	Annual	91,936.00	96,532.80	101,358.40	106,433.60	111,758.40	117,353.60	123,219.20	126,297.60	129,459.20
			Monthly	7,661.33	8,044.40	8,446.53	8,869.47	9,313.20	9,779.47	10,268.27	10,524.80	10,788.27
			Hourly	44.2000	46.4100	48.7300	51.1700	53.7300	56.4200	59.2400	60.7200	62.2400
Traffic Signal Technician	NE	C22	Annual	75,628.80	79,414.40	83,387.20	87,547.20	91,915.20	96,512.00	101,337.60	103,875.20	106,475.20
			Monthly	6,302.40	6,617.87	6,948.93	7,295.60	7,659.60	8,042.67	8,444.80	8,656.27	8,872.93
			Hourly	36.3600	38.1800	40.0900	42.0900	44.1900	46.4000	48.7200	49.9400	51.1900
Traffic Sign/Marking Technician I	NE	C13	Annual	48,755.20	51,188.80	53,747.20	56,430.40	59,259.20	62,212.80	65,332.80	66,976.00	68,660.80
			Monthly	4,062.93	4,265.73	4,478.93	4,702.53	4,938.27	5,184.40	5,444.40	5,581.33	5,721.73
			Hourly	23.4400	24.6100	25.8400	27.1300	28.4900	29.9100	31.4100	32.2000	33.0100
Traffic Sign/Marking Technician II	NE	C15	Annual	53,768.00	56,451.20	59,280.00	62,254.40	65,374.40	68,640.00	72,072.00	73,881.60	75,732.80
			Monthly	4,480.67	4,704.27	4,940.00	5,187.87	5,447.87	5,720.00	6,006.00	6,156.80	6,311.07
			Hourly	25.8500	27.1400	28.5000	29.9300	31.4300	33.0000	34.6500	35.5200	36.4100
Utility Finance Manager	PAM	C28	Annual	101,358.40	106,433.60	111,758.40	117,353.60	123,219.20	129,376.00	135,844.80	139,235.20	142,708.80
			Monthly	8,446.53	8,869.47	9,313.20	9,779.47	10,268.27	10,781.33	11,320.40	11,602.93	11,892.40
			Hourly	48.7300	51.1700	53.7300	56.4200	59.2400	62.2000	65.3100	66.9400	68.6100
Vehicle/Equipment Technician	NE	C17	Annual	59,280.00	62,254.40	65,374.40	68,640.00	72,072.00	75,670.40	79,456.00	81,452.80	83,491.20
			Monthly	4,940.00	5,187.87	5,447.87	5,720.00	6,006.00	6,305.87	6,621.33	6,787.73	6,957.60
			Hourly	28.5000	29.9300	31.4300	33.0000	34.6500	36.3800	38.2000	39.1600	40.1400

Attachment: City Resolution 2024-XX [Revision 1] (6505 : FY23/24 MID-YEAR OPERATING & CIP BUDGET

Moreno Valley Community Foundation Budget

Expense Classifications	FY 2023/24 Amended Budget	FY 2024/25 Amended Budget
Community Benefit	\$ 316,250	\$ 316,250
Operating Materials & Supplies	57,837	48,434
Contractual Services	105,000	105,000
Professional Services	25,000	25,000
Personnel Services	-	-
Marketing Services	934	934
Total Administrative Budget	\$ 505,021	\$ 495,618

RESOLUTION NO. CSD 2024-XX

A RESOLUTION OF THE MORENO VALLEY COMMUNITY SERVICES DISTRICT (CSD) OF THE CITY OF MORENO VALLEY, CALIFORNIA, ADOPTING THE REVISED OPERATING AND CAPITAL BUDGETS FOR FISCAL YEARS 2023/24 AND 2024/25

WHEREAS, the CSD Board approved the Operating and Capital Budgets for the City for Fiscal Years 2023/24 and 2024/25, a copy of which, as may have been amended by the CSD Board, is on file in the Office of the City Clerk and is available for public inspection; and

WHEREAS, the CSD Board approves amendments to the budgets throughout the fiscal year and such prior amendments are reflected within the current amended budget and further ratified as part of the adoption of the quarterly budget amendments; and

WHEREAS, the City Manager has heretofore submitted to the President and Board Members of the Moreno Valley Community Services District proposed amendments to the Operating and Capital Budgets for the District for Fiscal Years 2023/24 and 2024/25, a copy of which, as may have been amended by the District's Board of Directors, is on file in the Office of the City Clerk and is available for public inspection; and

WHEREAS, the said proposed amendments to the Operating and Capital Budgets contain estimates of the services, activities and projects comprising the budget, and contain expenditure requirements and the resources available to the Community Services District; and

WHEREAS, the said proposed amendments to the Operating and Capital Budgets contain the estimates of uses of fund balance as required to stabilize the delivery of CSD services during periods of operational deficits; and

WHEREAS, the President and Board of Directors have made such revisions to the proposed amended Operating and Capital Budgets as so desired; and

WHEREAS, the amended Operating and Capital Budgets, as herein approved, will enable the Community Services District to make adequate financial plans and will ensure that District officers can administer their respective functions in accordance with such plans.

1
Resolution No. CSD 2024-XX
Date Adopted: February 6, 2024

NOW, THEREFORE, THE MORENO VALLEY COMMUNITY SERVICES DISTRICT OF THE CITY OF MORENO VALLEY, CALIFORNIA, DOES HEREBY RESOLVE AS FOLLOWS:

1. The proposed amendments to the Operating and Capital Budgets, attached as Exhibit A and as on file in the Office of the City Clerk, and as may have been amended by the Community Services District's Board of Directors, is hereby approved and adopted as the annual Operating and Capital Budgets of the Moreno Valley Community Services District for the Fiscal Years 2023/24 and 2024/25.
2. The Proposed Amendments to the City Position Summary, included as Exhibit B to this Resolution, and on file in the Office of the City Clerk, and as may have been amended by the Community Services District's Board of Directors, is hereby adopted as part of the Approved City Position Summary of the City of Moreno Valley for Fiscal Years 2023/24 and 2024/25.
3. The Proposed Amendments to the Career Positions Salary Schedule, included as Exhibit C to this Resolution, and on file in the Office of the City Clerk, and as may have been amended by the Community Services District's Board of Directors, is hereby adopted as part of the Approved Career Positions Salary Schedule of the City of Moreno Valley for Fiscals Year 2023/24 and 2024/25.
4. The amounts of proposed expenditures, which include the uses of fund balance specified in the approved budget, are hereby appropriated for the various budget programs and units for said fiscal year.
5. Within fifteen (15) days after the adoption of this Resolution, the City Clerk shall certify to the adoption hereof and, as so certified, cause a copy to be posted in at least three (3) public places within the City.

BE IT FURTHER RESOLVED that this Resolution shall take effect immediately upon its adoption.

2
Resolution No. CSD 2024-XX
Date Adopted: February 6, 2024

APPROVED AND ADOPTED this 6th day of February, 2024.

Mayor of the City of Moreno Valley,
Acting in the capacity of President of the
Moreno Valley Community Services District

ATTEST:

City Clerk, acting in the capacity of
Secretary of the Moreno Valley
Community Services District

APPROVED AS TO FORM:

City Attorney, acting in the capacity
of General Counsel of the Moreno
Valley Community Services District

Attachment: CSD Resolution 2024-XX [Revision 1] (6505 : FY23/24 MID-YEAR OPERATING & CIP BUDGET REVIEW AND APPROVAL OF THE

3
Resolution No. CSD 2024-XX
Date Adopted: February 6, 2024

RESOLUTION JURAT

STATE OF CALIFORNIA)
COUNTY OF RIVERSIDE) ss.
CITY OF MORENO VALLEY)

I, Jane Halstead, Secretary of the Moreno Valley Community Services District, Moreno Valley, California do hereby certify that Resolution No. CSD 2024-XX was duly and regularly adopted by the Board of Directors of the Moreno Valley Community Services District at a regular meeting held on the 6th day of February, 2024, by the following vote:

AYES:

NOES:

ABSENT:

ABSTAIN:

(Board members, Vice-President and President)

SECRETARY

(SEAL)

Resolution No. CSD 2024-XX⁴
Date Adopted: February 6, 2024

Attachment: CSD Resolution 2024-XX [Revision 1] (6505 : FY23/24 MID-YEAR OPERATING & CIP BUDGET REVIEW AND APPROVAL OF THE

CITY OF MORENO VALLEY
GENERAL FUND
FY 2023/24 Proposed Amendments

Department	Fund	Account Description	General Ledger Account	Project	Fiscal Year 2023/24 Amended Budget	Proposed Amendment	Revised Budget	Description - Proposed Adjustment
Community Development	1010	Parking Cntrl Penalts-Handicapp	1010-20-26-20110-440080		\$ 33,000	\$ 25,000	\$ 58,000	Projected revenues
Community Development	1010	Admin Citation Fees	1010-20-26-20110-500900		700,000	100,000	800,000	Projected revenues
Community Development	1010	Special Inspection Fees	1010-20-26-20110-520000		90,000	90,000	180,000	Projected revenues
Financial & Management Services	1010	Transfers in - from EQUIP REPLACEMENT (FURN & EQUIP)	1010-99-99-91010-807510		1,358,085	549,997	1,908,082	Budget true-up
REVENUE TOTAL					\$ 2,181,085	\$ 764,997	\$ 2,946,082	

Department	Fund	Account Description	General Ledger Account	Project	Fiscal Year 2023/24 Amended Budget	Proposed Amendment	Revised Budget	Description - Proposed Adjustment
City Council	1010	Council - Dist 1 Discretionary-Carryover	1010-10-01-10011-620116		\$ -	\$ 2,539	\$ 2,539	Projected expenses
City Council	1010	Council - Dist 2 Discretionary-Carryover	1010-10-01-10012-620117		-	648	648	Projected expenses
City Council	1010	Council - Dist 3 Discretionary-Carryover	1010-10-01-10013-620118		-	6,461	6,461	Projected expenses
City Council	1010	Council - Dist 4 Discretionary-Carryover	1010-10-01-10014-620119		-	1,332	1,332	Projected expenses
City Council	1010	Council - Mayor Discretionary-Carryover	1010-10-01-10015-620131		-	10	10	Projected expenses
City Manager	1010	Salaries-Regular - Other	1010-16-15-16010-611199		151,572	29,905	181,477	Projected expenses
Community Development	1010	Salaries-Temporary	1010-20-26-20110-611310		195,000	100,000	295,000	Projected expenses
Community Development	1010	Technical Svcs - Admin Cites	1010-20-26-20110-620820		81,250	40,000	121,250	Projected expenses
Community Development	1010	Oper Mtrls - Fuel: Gasoline	1010-20-26-20110-630355		25,000	25,000	50,000	Projected expenses
Financial & Management Services	1010	Salaries-Regular	1010-30-34-45310-611110		86,372	(86,372)	-	Reallocation of budget
Financial & Management Services	1010	Benefits - PERS & ERPD Def Comp	1010-30-34-45310-612110		33,002	(33,002)	-	Reallocation of budget
Financial & Management Services	1010	Benefits - Bank	1010-30-34-45310-612120		10,290	(10,290)	-	Reallocation of budget
Financial & Management Services	1010	Benefits - Medicare	1010-30-34-45310-612130		1,316	(1,316)	-	Reallocation of budget
Financial & Management Services	1010	Benefits - Group Life Insurance	1010-30-34-45310-612140		368	(368)	-	Reallocation of budget
Financial & Management Services	1010	Benefits - ST/LT Disability	1010-30-34-45310-612145		783	(783)	-	Reallocation of budget
Financial & Management Services	1010	Benefits - Addl % Mgmt Pkg	1010-30-34-45310-612150		1,166	(1,166)	-	Reallocation of budget
Financial & Management Services	1010	Benefits - Annuity	1010-30-34-45310-612160		2,071	(2,071)	-	Reallocation of budget
Financial & Management Services	1010	Salaries-Regular - Other	1010-30-34-45310-611199		-	119,470	119,470	Reallocation of budget
Fire	1010	CIP Other	1010-40-47-80010-720199	810 0023-1010-99	399,261	25,000	424,261	Projected expenses
Human Resources	1010	Professional Svcs - Other	1010-18-21-18020-620299		98,000	500,000	598,000	Projected expenses
Public Works	1010	CIP Other	1010-70-77-80004-720199	804 0020-1010-99	-	50,000	50,000	Projected expenses
EXPENSE TOTAL					\$ 1,085,451	\$ 764,997	\$ 1,850,448	

CITY OF MORENO VALLEY
NON-GENERAL FUND
FY 2023/2024 Proposed Amendments

Department	Fund	Account Description	General Ledger Account	Project	Fiscal Year 2023/24 Amended Budget	Proposed Amendment	Revised Budget	Description - Proposed Adjustment
Financial & Management Services	2020	Reimbursement Agreement	2020-30-34-45310-500600		\$ 257,500	\$ 3,923	\$ 261,423	Projected expenses
Financial & Management Services	2901	Transfers in - from MEASURE "A" FUND	2901-99-95-92901-802001		1,059,115	(93,917)	965,198	Budget true-up
Parks & Community Services	3015	Transfers in - from DIF - PARK IMPROVEMENTS	3015-99-99-93015-802905		60,000	286,456	346,456	Projected revenues
Financial & Management Services	5112	Transfers in - from CFD No. 2014-01	5112-99-99-95112-802050		15,000	9,000	24,000	Projected revenues
Public Works	6011	Transfers in - within cat ELECTRIC FUND	6011-99-99-96011-826010		1,500,000	500,000	2,000,000	Projected revenues
Public Works	6011	Transfers in - within cat ELECTRIC PUBLIC PURPOSE	6011-99-99-96011-826012		-	50,000	50,000	Projected expenses
Non-Department	7320	Transfers in - within categ FACILITIES REPLACEMENT RESERVE	7320-99-99-97320-827330		291,440	258,474	549,914	Projected revenues
Economic Development	8884	Interest Income - Investments	8884-99-99-98884-460010		-	25,000	25,000	Projected revenues
Economic Development	8884	Interest Inc. - Rental Rehab	8884-99-99-98884-460090		-	50,000	50,000	Projected revenues
Economic Development	8884	Unrealized Gains/Losses	8884-99-99-98884-464010		-	25,000	25,000	Projected revenues
Economic Development	8884	Other Misc. Revenue	8884-99-99-98884-589900		-	1,000	1,000	Projected expenses
REVENUE TOTAL					\$ 3,183,055	\$ 1,114,936	\$ 4,297,991	

Attachment: CSD Resolution 2024-XX [Revision 1] (6505 : FY23/24 MID-YEAR OPERATING & CIP BUDGET

CITY OF MORENO VALLEY
 NON-GENERAL FUND
 FY 2023/2024 Proposed Amendments

Department	Fund	Account Description	General Ledger Account	Project	Fiscal Year 2023/24 Amended Budget	Proposed Amendment	Revised Budget	Description - Proposed Adjustment
Public Works	2001	Oper Mtrls - Tools	2001-70-76-45122-630320		\$ 5,000	\$ 35,000	\$ 40,000	Projected expenses
Public Works	2001	Oper Mtrls - Improvements	2001-70-76-45122-630332		204,058	35,000	239,058	Projected expenses
Financial & Management Services	2001	Transfers to DIF - ARTERIAL STREETS	2001-99-99-92001-902901		1,059,115	(93,917)	965,198	Budget true-up
Public Works	2008	Salaries-Regular - Other	2008-70-29-20450-611199		-	139,260	139,260	Projected expenses
Public Works	2008	Salaries-Regular - Other	2008-70-29-20451-611199		-	34,372	34,372	Projected expenses
Financial & Management Services	2020	Salaries-Regular - Other	2020-30-34-45310-611199		55,893	15,898	71,791	Projected expenses
Financial & Management Services	2050	Transfers to ZONE "M" MEDIAN FUND	2050-99-99-92050-905112		15,000	9,000	24,000	Projected expenses
Parks & Community Services	2905	Transfers to PCS CAP PROJECT (PARK IMPROVEMENTS)	2905-99-95-92905-903015		60,000	286,456	346,456	Projected expenses
Parks & Community Services	3015	CIP Other	3015-50-57-80007-720199	807 0060-3015-99	1,841,147	286,456	2,127,603	Projected expenses
Parks & Community Services	5011	Maint & Repair - Bldg & Ground	5011-50-57-35210-620910		70,000	200,000	270,000	Projected expenses
Parks & Community Services	5011	Nuisance Abatement	5011-50-57-35210-625015		39,400	70,000	109,400	Projected expenses
Parks & Community Services	5011	Mach-Equip-New - Furn & Equip	5011-50-57-35210-660310		-	100,000	100,000	Projected expenses
Parks & Community Services	5011	Maint & Repair - Bldg & Ground	5011-50-57-35211-620910		315,000	125,000	440,000	Projected expenses
Parks & Community Services	5011	Mach-Equip-New - Other	5011-50-59-35314-660398		-	77,123	77,123	Projected expenses
Parks & Community Services	5016	Maint & Repair - Bldg & Ground	5016-50-57-25727-620910		-	58,100	58,100	Projected expenses
Parks & Community Services	5016	Utilities - Electricity	5016-50-57-25727-621010		-	8,500	8,500	Projected expenses
Parks & Community Services	5016	Utilities - Water	5016-50-57-25727-621030		-	15,000	15,000	Projected expenses
Financial & Management Services	5110	Utilities - Electricity	5110-30-79-25703-621010		675,180	25,000	700,180	Projected expenses
Parks & Community Services	5113	Maint & Repair - Bldg & Ground	5113-50-57-35216-620910		239,000	371,000	610,000	Projected expenses
Parks & Community Services	5113	CIP Other	5113-50-57-80007-720199	807 0060-5113-99	44,061	1,030,000	1,074,061	Projected expenses
Public Works	6010	Salaries-Regular - Other	6010-70-80-45510-611199		-	15,821	15,821	Projected expenses
Public Works	6010	Software Maint/Support/License	6010-70-80-45510-625010		544,459	100,000	644,459	Projected expenses
Public Works	6010	Transfers to - within cat ELECTRIC - RESTRICTED ASSETS	6010-99-99-96010-926011		1,500,000	500,000	2,000,000	Projected expenses
Public Works	6011	CIP Other	6011-70-80-80005-720199	805 0077-6011-99	16,388,446	50,000	16,438,446	Projected expenses
Public Works	6012	Transfers to - within cat ELECTRIC - RESTRICTED ASSETS	6012-99-99-96012-926011		-	50,000	50,000	Projected expenses
Financial & Management Services	7310	Contractual Svcs - Other	7310-30-34-18438-625099		140,000	30,000	170,000	Projected expenses
Public Works	7320	Land - Improvements	7320-70-40-18410-660115		-	258,474	258,474	Projected expenses
Non-Department	7330	Transfers to - within cat FACILITIES MAINTENANCE ASSET FUND	7330-99-99-97330-927320		291,440	258,474	549,914	Projected expenses
Financial & Management Services	7510	Transfers to GENERAL FUND	7510-99-97-88190-901010		1,320,394	549,997	1,870,391	Budget true-up
Economic Development	8884	Salaries-Regular - Other	8884-22-25-20601-611199		-	10,000	10,000	Projected expenses
Economic Development	8884	Professional Svcs - Legal Svcs	8884-22-25-20601-620230		-	150,000	150,000	Projected expenses
Economic Development	8884	Professional Svcs - Other	8884-22-25-20601-620299		32,000	240,700	272,700	Projected expenses
Economic Development	8884	Agency Svcs - Other	8884-22-25-20601-620399		-	2,000	2,000	Projected expenses
Economic Development	8884	Marketing Svcs - Advertising	8884-22-25-20601-620610		-	2,000	2,000	Projected expenses
Economic Development	8884	Postage - Mail	8884-22-25-20601-630110		-	100	100	Projected expenses
Economic Development	8884	Oper Suppl - Office	8884-22-25-20601-630210		-	100	100	Projected expenses
EXPENSE TOTAL					\$ 24,839,593	\$ 5,044,914	\$ 29,884,507	

Attachment: CSD Resolution 2024-XX [Revision 1] (6505 : FY23/24 MID-YEAR OPERATING & CIP BUDGET

**CITY OF MORENO VALLEY
GENERAL FUND
FY 2024/25 Proposed Amendments**

Department	Fund	Account Description	General Ledger Account	Project	Fiscal Year 2024/25 Amended Budget	Proposed Amendment	Revised Budget	Description - Proposed Adjustment
City Manager	1010	Salaries-Regular - Other	1010-16-15-16010-611199		\$ 159,150	\$ 66,517	\$ 225,667	Projected expenses
Financial & Management Services	1010	Salaries-Regular	1010-30-34-45310-611110		95,797	(95,797)	-	Reallocation of budget
Financial & Management Services	1010	Benefits - PERS & ERPD Def Comp	1010-30-34-45310-612110		35,867	(35,867)	-	Reallocation of budget
Financial & Management Services	1010	Benefits - Bank	1010-30-34-45310-612120		10,290	(10,290)	-	Reallocation of budget
Financial & Management Services	1010	Benefits - Medicare	1010-30-34-45310-612130		1,449	(1,449)	-	Reallocation of budget
Financial & Management Services	1010	Benefits - Group Life Insurance	1010-30-34-45310-612140		408	(408)	-	Reallocation of budget
Financial & Management Services	1010	Benefits - ST/LT Disability	1010-30-34-45310-612145		861	(861)	-	Reallocation of budget
Financial & Management Services	1010	Benefits - Addl % Mgmt Pkg	1010-30-34-45310-612150		1,292	(1,292)	-	Reallocation of budget
Financial & Management Services	1010	Benefits - Annuity	1010-30-34-45310-612160		2,238	(2,238)	-	Reallocation of budget
Financial & Management Services	1010	Salaries-Regular - Other	1010-30-34-45310-611199		-	81,685	81,685	Reallocation of budget
EXPENSE TOTAL					\$ 307,352	\$ -	\$ 307,352	

**CITY OF MORENO VALLEY
NON-GENERAL FUND
FY 2024/25 Proposed Amendments**

Department	Fund	Account Description	General Ledger Account	Project	Fiscal Year 2024/25 Amended Budget	Proposed Amendment	Revised Budget	Description - Proposed Adjustment
Financial & Management Services	2901	Transfers in - from MEASURE "A" FUND	2901-99-95-92901-802001		\$ 1,059,115	\$ (97,376)	\$ 961,739	Budget true-up
Parks & Community Services	3006	Transfers in - from ZONE "A" PARKS FUND	3006-99-99-93006-805011		-	1,784,177	1,784,177	Projected revenues
Parks & Community Services	3015	Transfers in - from DIF - PARK IMPROVEMENTS	3015-99-99-93015-802905		70,000	1,845,375	1,915,375	Projected revenues
REVENUE TOTAL					\$ 1,129,115	\$ 3,532,176	\$ 4,661,291	

Department	Fund	Account Description	General Ledger Account	Project	Fiscal Year 2024/25 Amended Budget	Proposed Amendment	Revised Budget	Description - Proposed Adjustment
Financial & Management Services	2001	Transfers to DIF - ARTERIAL STREETS	2001-99-99-92001-902901		\$ 1,059,115	\$ (97,376)	\$ 961,739	Budget true-up
Public Works	2008	Salaries-Regular - Other	2008-70-29-20450-611199		-	147,311	147,311	Projected expenses
Public Works	2008	Salaries-Regular - Other	2008-70-29-20451-611199		-	36,212	36,212	Projected expenses
Financial & Management Services	2020	Salaries-Regular - Other	2020-30-34-45310-611199		58,688	92,147	150,835	Projected expenses
Parks & Community Services	2905	Transfers to PCS CAP PROJECT (PARK IMPROVEMENTS)	2905-99-95-92905-903015		70,000	1,845,375	1,915,375	Projected expenses
Parks & Community Services	3006	CIP Other	3006-50-57-80007-720199	807 0060-3006-99	-	1,784,177	1,784,177	Projected expenses
Parks & Community Services	3015	CIP Other	3015-50-57-80007-720199	807 0060-3015-99	70,000	1,845,375	1,915,375	Projected expenses
Parks & Community Services	5011	Maint & Repair - Bldg & Ground	5011-50-57-35211-620910		315,000	147,000	462,000	Projected expenses
Parks & Community Services	5011	Transfers to PARKS & RECREATION CAP PROJ FD	5011-99-99-95011-903006		-	1,784,177	1,784,177	Projected expenses
Parks & Community Services	5016	Maint & Repair - Bldg & Ground	5016-50-57-25727-620910		-	136,100	136,100	Projected expenses
Parks & Community Services	5016	Utilities - Electricity	5016-50-57-25727-621010		-	33,500	33,500	Projected expenses
Parks & Community Services	5016	Utilities - Water	5016-50-57-25727-621030		-	60,000	60,000	Projected expenses
Public Works	6010	Salaries-Regular - Other	6010-70-80-45510-611199		-	35,179	35,179	Projected expenses
Financial & Management Services	7310	Contractual Svcs - Other	7310-30-34-18438-625099		145,000	30,000	175,000	Projected expenses
EXPENSE TOTAL					\$ 1,717,803	\$ 7,879,177	\$ 9,596,980	

Attachment: CSD Resolution 2024-XX [Revision 1] (6505 : FY23/24 MID-YEAR OPERATING & CIP BUDGET

**CITY OF MORENO VALLEY
GENERAL FUND
FY 2023/24 Ratification Amendments**

Department	Fund	Account Description	General Ledger Account	Project	Amendment	Description - Ratification
Human Resources	1010	Benefits - Wellness Incentive	1010-18-21-18020-612165		\$ 114,450	Projected revenues
Non-Department	1010	Benefits - Other	1010-99-99-91010-612199		(114,450)	Projected expenses
REVENUE TOTAL					\$ -	

**CITY OF MORENO VALLEY
GENERAL FUND
FY 2023/24 Ratification Amendments**

Department	Fund	Account Description	General Ledger Account	Project	Amendment	Description - Ratification
Financial & Management Services	1010	Transfers to 2011 PRIV PLACE REF. 97 LRBS	1010-99-99-91010-903751		\$ (187,587)	Projected revenues
EXPENSES TOTAL					\$ (187,587)	

**CITY OF MORENO VALLEY
NON-GENERAL FUND
FY 2023/24 Ratification Amendments**

Department	Fund	Account Description	General Ledger Account	Project	Amendment	Description - Ratification
Financial & Management Services	2207	State Grant-Operating Revenue	2207-30-34-77415-486000		\$ (3,341)	Grant true-up
Community Development	2300	State Grant-Operating Revenue	2300-20-38-73312-486000		8,582	Projected revenues
City Manager	2506	Fed Grant-Operating Revenue	2506-16-92-72657-485000	Community Development Block Grant HOME Projects	1,955,118	HOME grant program
Community Development	2715	Fed Grant-Operating Revenue	2715-20-26-72115-485000		60,829	JAG Grant
Financial & Management Services	3751	Transfers in - from GENERAL FUND	3751-99-90-93751-801010		(187,587)	Budget true-up
Financial & Management Services	3751	Transfers In - From SUCCESSOR AGENCY ADMIN FUND	3751-99-90-93751-804800		(150,000)	Budget true-up
REVENUE TOTAL					\$ 1,683,601	

Department	Fund	Account Description	General Ledger Account	Project	Amendment	Description - Ratification
Financial & Management Services	2207	Salaries-Regular	2207-30-34-77415-611110		\$ (3,341)	Grant true-up
Community Development	2300	Oper Mtrls - Furn & Equip	2300-20-38-73312-630330		8,582	Projected expenses
City Manager	2506	HOME Programs	2506-16-92-72657-733102	Community Development Block Grant HOME Projects	1,955,118	HOME grant program
Community Development	2715	Salaries-Temporary	2715-20-26-72115-611310		60,829	JAG Grant
Financial & Management Services	3751	Bond Principal	3751-99-90-93751-670314		(331,000)	Budget true-up
Financial & Management Services	3751	Interest Expense	3751-99-90-93751-670410		(6,587)	Budget true-up
Financial & Management Services	4800	Transfers to 2011 PRIV PLACE REF. 97 LRBS	4800-99-99-94800-903751		(150,000)	Budget true-up
Parks & Community Services	5016	Maintenance & Repair	5016-50-57-25723-6xxxxx		(70,200)	Budget true-up
Parks & Community Services	5016	Maintenance & Repair	5016-50-57-25724-6xxxxx		(5,000)	Budget true-up
Parks & Community Services	5016	Maintenance & Repair	5016-50-57-25725-6xxxxx		(70,700)	Budget true-up
Parks & Community Services	5016	Maintenance & Repair	5016-50-57-25727-6xxxxx		145,900	Budget true-up
EXPENSE TOTAL					\$ 1,533,601	

Attachment: CSD Resolution 2024-XX [Revision 1] (6505 : FY23/24 MID-YEAR OPERATING & CIP BUDGET

CITY OF MORENO VALLEY
GENERAL FUND
FY 2024/25 Ratification Amendments

Department	Fund	Account Description	General Ledger Account	Project	Amendment	Description - Ratification
Financial & Management Services	1010	Salaries & Benefits	1010-40-47-30310-6xxxxx		\$ 108,701	Projected revenues
Financial & Management Services	1010	Salaries & Benefits	1010-40-46-30211-6xxxxx		(108,701)	Projected revenues
Financial & Management Services	1010	Transfers to 2011 PRIV PLACE REF. 97 LRBS	1010-99-99-91010-903751		(187,587)	Projected revenues
EXPENSES TOTAL					\$ (187,587)	

CITY OF MORENO VALLEY
NON-GENERAL FUND
FY 2024/25 Ratification Amendments

Department	Fund	Account Description	General Ledger Account	Project	Amendment	Description - Ratification
Financial & Management Services	3751	Transfers in - from GENERAL FUND	3751-99-90-93751-801010		\$ (187,587)	Budget true-up
Financial & Management Services	3751	Transfers In - From SUCCESSOR AGENCY ADMIN FUND	3751-99-90-93751-804800		(150,000)	Budget true-up
Public Works	6012	Public Purpose Programs	6012-70-80-45511-560070		(3,264,000)	Budget true-up
Public Works	6012	MVU Public Purpose Programs	6012-70-80-45511-561456		3,264,000	Budget true-up
REVENUE TOTAL					\$ (337,587)	

Department	Fund	Account Description	General Ledger Account	Project	Amendment	Description - Ratification
Public Works	3002	CIP Other	3002-70-77-80001-720199	801 0100	\$ (50,000)	Budget true-up
Public Works	3002	CIP Other	3002-70-78-80001-720199	801 0100	50,000	Budget true-up
Financial & Management Services	3751	Bond Principal	3751-99-90-93751-670314		(331,000)	Budget true-up
Financial & Management Services	3751	Interest Expense	3751-99-90-93751-670410		(6,587)	Budget true-up
Financial & Management Services	4800	Transfers to 2011 PRIV PLACE REF. 97 LRBS	4800-99-99-94800-903751		(150,000)	Budget true-up
EXPENSE TOTAL					\$ (487,587)	

Attachment: CSD Resolution 2024-XX [Revision 1] (6505 : FY23/24 MID-YEAR OPERATING & CIP BUDGET

City of Moreno Valley
 FY 2023/24 - 2024/25
 City Position Summary

Position Title	Adopted Qtrly					
	FY 2022/23	FY 2023/24	FY 2023/24	FY 2023/24	FY 2024/25	FY 2024/25
	No.	Adj.	Adj.	No.	Adj.	No.
Accountant I	1	-	-	1	-	1
Accountant II	1	-	-	1	-	1
Accounting Assistant	3	(1)	-	2	-	2
Accounting Technician	1	-	-	1	-	1
Accounts Payable Supervisor	1	-	-	1	-	1
Administrative Assistant	7	3	-	10	-	10
Animal Care Technician	5	-	-	5	-	5
Animal Care Technician Supervisor	1	-	-	1	-	1
Animal Control Officer	6	-	-	6	-	6
Animal Rescue Coordinator	1	-	-	1	-	1
Animal Services Assistant	4	-	-	4	-	4
Animal Services Dispatcher	1	-	-	1	-	1
Animal Services Division Manager	1	-	-	1	-	1
Animal Services Field Supervisor	1	-	-	1	-	1
Animal Services License Inspector	1	-	-	1	-	1
Animal Services Office Supervisor	1	-	-	1	-	1
Applications & Database Administrator	1	-	-	1	-	1
Applications Analyst	1	1	-	2	-	2
Assistant City Manager (Administration)	1	-	-	1	-	1
Assistant City Manager (Development)	1	-	-	1	-	1
Assistant to the City Manager	1	-	-	1	-	1
Assistant Crossing Guard Supervisor	1	-	-	1	-	1
Assistant Engineer	2	-	-	2	-	2
Assistant Network Administrator	1	-	-	1	-	1
Associate Engineer I	2	-	-	2	-	2
Associate Engineer II	3	-	-	3	-	3
Associate Planner	4	-	-	4	-	4
Audio Visual Technician	2	-	-	2	-	2
Banquet Facility Representative	1	-	-	1	-	1
Building Division Manager/Official	1	-	-	1	-	1
Building Inspector II	4	(1)	-	3	-	3
Building Safety Supervisor	1	-	-	1	-	1
Business License Liaison	1	-	-	1	-	1
Chief Financial Officer	-	1	-	1	-	1
Child Care Assistant	4	-	-	4	-	4
Child Care Instructor II	4	-	-	4	-	4
Child Care Program Manager	1	-	-	1	-	1
Child Care Site Supervisor	4	-	-	4	-	4
City Clerk	1	-	-	1	-	1
City Manager	1	-	-	1	-	1
Community Development Director	1	-	-	1	-	1
Community Enhancement Division Manager	1	-	-	1	-	1
Community Enhancement Officer I	6	-	-	6	-	6
Community Enhancement Officer II	3	-	-	3	-	3
Community Enhancement Supervisor	1	-	-	1	-	1
Community Services Assistant Coordinator	4	-	-	4	-	4
Community Services Coordinator	4	-	-	4	-	4
Community Services Division Manager	-	1	-	1	-	1
Community Services Superintendent	1	(1)	-	-	-	-
Community Services Supervisor	4	-	-	4	-	4
Construction Inspector	2	-	-	2	-	2
Construction Inspector Supervisor	1	-	-	1	-	1
Crossing Guard	35	-	-	35	-	35
Crossing Guard Supervisor	1	-	-	1	-	1
Customer Service Manager	-	1	-	1	-	1
Deputy City Clerk	1	-	-	1	-	1

Attachment: CSD Resolution 2024-XX [Revision 1] (6505 : FY23/24 MID-YEAR OPERATING & CIP BUDGET REVIEW AND APPROVAL OF THE

City of Moreno Valley
 FY 2023/24 - 2024/25
 City Position Summary

Position Title	Adopted Qtrly					
	FY 2022/23	FY 2023/24	FY 2023/24	FY 2023/24	FY 2024/25	FY 2024/25
	No.	Adj.	Adj.	No.	Adj.	No.
Deputy City Manager	1	-	-	1	-	1
Deputy Compliance Director	-	1	-	1	-	1
Deputy Finance Director	1	-	-	1	-	1
Economic Development Division Manager	2	-	-	2	-	2
Economic Development & Housing Director	-	1	-	1	-	1
Electric Utility Assistant Manager	-	-	1	1	-	1
Electric Utility Chief Engineer	1	-	(1)	-	-	-
Electric Utility Division Manager	1	-	-	1	-	1
Electric Utility Program Coordinator	1	-	-	1	-	1
Emergency Management Coordinator	-	-	2	2	-	2
Emergency Management & Volunteer Services Program Manager	1	-	-	1	-	1
Emergency Management & Volunteer Services Program Specialist	1	-	(1)	-	-	-
Engineering Division Manager/Assistant City Engineer	1	-	-	1	-	1
Enterprise Systems Administrator	1	-	-	1	-	1
Equipment Operator	6	-	-	6	-	6
Executive Assistant I	5	-	-	5	-	5
Executive Assistant to Mayor/City Council	1	-	-	1	-	1
Facilities Maintenance Mechanic	1	-	-	1	-	1
Facilities Maintenance Worker	3	-	-	3	-	3
Financial Operations Division Manager	1	-	-	1	-	1
Financial Resources Division Manager	1	-	-	1	-	1
Fleet & Facilities Division Manager	-	1	-	1	-	1
Fleet & Facilities Maintenance Supervisor	1	-	-	1	-	1
GIS Administrator	1	-	-	1	-	1
GIS Applications Analyst	1	-	-	1	-	1
GIS Specialist	1	-	-	1	-	1
Grants Division Manager	1	-	-	1	-	1
Grants Program Manager	1	-	(1)	-	-	-
Human Resources Analyst	1	-	-	1	-	1
Human Resources Director	-	1	-	1	-	1
Human Resources Division Manager	1	-	-	1	-	1
Human Resources Technician	-	2	-	2	-	2
Information Technology Technician	2	-	-	2	-	2
Landscape Services Inspector	2	-	-	2	-	2
Lead Facilities Maintenance Worker	1	-	-	1	-	1
Lead Maintenance Worker	4	-	-	4	-	4
Lead Parks Maintenance Worker	7	-	-	7	-	7
Lead Traffic Sign/Marking Technician	2	-	-	2	-	2
Lead Vehicle/Equipment Technician	1	-	-	1	-	1
Maintenance & Operations Division Manager	1	-	-	1	-	1
Maintenance Worker I/II	27	-	-	27	-	27
Maintenance Worker/Work Release Coordinator	1	-	-	1	-	1
Management Aide	7	-	-	7	-	7
Management Analyst	8	(1)	-	7	-	7
Management Assistant	8	4	(2)	10	-	10
Media & Communications Division Manager	1	-	-	1	-	1
Network Administrator	1	-	-	1	-	1
Network & Systems Specialist	1	-	-	1	-	1
Paralegal	1	-	-	1	-	1
Park Ranger	4	-	-	4	-	4
Parking Control Officer	2	-	-	2	-	2
Parks & Community Services Administration & Financial Services Division Manager	-	1	-	1	-	1
Parks & Community Services Deputy Director	1	(1)	-	-	-	-
Parks & Community Services Director	1	-	-	1	-	1
Parks & Landscape Services Division Manager	1	-	-	1	-	1
Parks Maintenance Supervisor	2	-	-	2	-	2
Parks Maintenance Worker	18	-	-	18	-	18
Parks Project Manager	1	-	-	1	-	1
Payroll Supervisor	1	-	-	1	-	1
Permit Technician	4	-	-	4	-	4
Planning Division Manager/Official	1	-	-	1	-	1

Attachment: CSD Resolution 2024-XX [Revision 1] (6505 : FY23/24 MID-YEAR OPERATING & CIP BUDGET REVIEW AND APPROVAL OF THE

City of Moreno Valley
 FY 2023/24 - 2024/25
 City Position Summary

Position Title	Adopted Qtrly					
	FY 2022/23	FY 2023/24	FY 2023/24	FY 2023/24	FY 2024/25	FY 2024/25
	No.	Adj.	Adj.	No.	Adj.	No.
Power Supply Manager	-	-	1	1	-	1
Principal Accountant	1	-	-	1	-	1
Principal Engineer	2	-	-	2	-	2
Principal Engineer/City Traffic Engineer	1	-	-	1	-	1
Principal Planner	1	-	-	1	-	1
Program Analyst	-	-	1	1	-	1
Public Information/Intergovernmental Relations Officer	1	-	-	1	-	1
Public Safety Contracts Administrator	1	-	-	1	-	1
Purchasing Division Manager	1	-	-	1	-	1
Public Works Director/City Engineer	1	-	-	1	-	1
Recycling Specialist	1	1	-	2	-	2
Registered Veterinary Technician	1	-	-	1	-	1
Resource Analyst	-	1	(1)	-	-	-
Security Guard	2	-	-	2	-	2
Senior Accountant	4	-	-	4	-	4
Senior Administrative Assistant	13	(1)	(1)	11	-	11
Senior Applications Analyst	1	1	-	2	-	2
Senior Building Inspector	-	1	-	1	-	1
Senior Community Enhancement Officer	2	-	-	2	-	2
Senior Construction Inspector	2	-	-	2	-	2
Senior Deputy City Clerk	1	-	-	1	-	1
Senior Electrical Engineer	1	-	-	1	-	1
Senior Engineer, P.E.	5	-	-	5	-	5
Senior Equipment Operator	1	-	-	1	-	1
Senior Graphics Designer	1	-	-	1	-	1
Senior Human Resources Analyst	1	-	-	1	-	1
Senior Landscape Services Inspector	1	-	-	1	-	1
Senior Management Analyst	13	3	1	17	-	17
Senior Office Assistant	3	-	-	3	-	3
Senior Parking Control Officer	1	-	-	1	-	1
Senior Parks Maintenance Technician	2	-	-	2	-	2
Senior Payroll Technician	1	-	-	1	-	1
Senior Permit Technician	3	-	-	3	-	3
Senior Planner	1	-	-	1	-	1
Senior Risk Analyst	-	1	-	1	-	1
Senior Telecommunications Technician	1	-	-	1	-	1
Senior Traffic Signal Technician	1	-	-	1	-	1
Special Districts Division Manager	1	-	-	1	-	1
Special Events & Facilities Division Manager	1	-	-	1	-	1
Storekeeper	1	1	-	2	-	2
Strategic Initiatives Manager	1	-	-	1	-	1
Street Maintenance Supervisor	2	-	-	2	-	2
Telecommunications Engineer/Administrator	1	-	-	1	-	1
Telecommunications Technician	1	-	-	1	-	1
Traffic Operations Supervisor	1	-	-	1	-	1
Traffic Signal Technician	2	-	-	2	-	2
Traffic Sign/Marking Technician I	1	-	-	1	-	1
Traffic Sign/Marking Technician II	2	-	-	2	-	2
Utility Finance Manager	-	1	-	1	-	1
Vehicle/Equipment Technician	3	-	-	3	-	3
Total	381	22	(1)	402	-	402

Note: Excludes City Council Members, Planning Commissioners and temporary positions.

Per Municipal Code 2.18.010, the Planning Commission shall consist of seven members who shall receive such compensation as may be established from time to time by resolution of the City Council.

Attachment: CSD Resolution 2024-XX [Revision 1] (6505 : FY23/24 MID-YEAR OPERATING & CIP BUDGET REVIEW AND APPROVAL OF THE

CITY OF MORENO VALLEY
SALARY SCALE - CAREER POSITIONS
EFFECTIVE 02/06/2024

TITLE	GRP	GRADE											
				A	B	C	D	E	F	G	H	I	
				5.0%		5.0%	5.0%	5.0%	5.0%	5.0%	5.0%	2.5%	2.5%
Accountant I	NE	C22	Annual	71,344.00	74,921.60	78,665.60	82,596.80	86,736.00	91,083.20	95,638.40	98,030.40	100,484.80	
			Monthly	5,945.33	6,243.47	6,555.47	6,883.07	7,228.00	7,590.27	7,969.87	8,169.20	8,373.73	
			Hourly	34.3000	36.0200	37.8200	39.7100	41.7000	43.7900	45.9800	47.1300	48.3100	
Accountant II	PAM	C24	Annual	78,665.60	82,596.80	86,736.00	91,083.20	95,638.40	100,422.40	105,435.20	108,076.80	110,780.80	
			Monthly	6,555.47	6,883.07	7,228.00	7,590.27	7,969.87	8,368.53	8,786.27	9,006.40	9,231.73	
			Hourly	37.8200	39.7100	41.7000	43.7900	45.9800	48.2800	50.6900	51.9600	53.2600	
Accounting Assistant	NE	C14	Annual	48,297.60	50,710.40	53,248.00	55,910.40	58,697.60	61,630.40	64,708.80	66,331.20	67,995.20	
			Monthly	4,024.80	4,225.87	4,437.33	4,659.20	4,891.47	5,135.87	5,392.40	5,527.60	5,666.27	
			Hourly	23.2200	24.3800	25.6000	26.8800	28.2200	29.6300	31.1100	31.8900	32.6900	
Accounting Technician	NE	C17	Annual	55,910.40	58,697.60	61,630.40	64,708.80	67,953.60	71,344.00	74,921.60	76,793.60	78,707.20	
			Monthly	4,659.20	4,891.47	5,135.87	5,392.40	5,662.80	5,945.33	6,243.47	6,399.47	6,558.93	
			Hourly	26.8800	28.2200	29.6300	31.1100	32.6700	34.3000	36.0200	36.9200	37.8400	
Accounts Payable Supervisor	NE	C22	Annual	71,344.00	74,921.60	78,665.60	82,596.80	86,736.00	91,083.20	95,638.40	98,030.40	100,484.80	
			Monthly	5,945.33	6,243.47	6,555.47	6,883.07	7,228.00	7,590.27	7,969.87	8,169.20	8,373.73	
			Hourly	34.3000	36.0200	37.8200	39.7100	41.7000	43.7900	45.9800	47.1300	48.3100	
Administrative Assistant	NE	C16	Annual	53,248.00	55,910.40	58,697.60	61,630.40	64,708.80	67,953.60	71,344.00	73,132.80	74,963.20	
			Monthly	4,437.33	4,659.20	4,891.47	5,135.87	5,392.40	5,662.80	5,945.33	6,094.40	6,246.93	
			Hourly	25.6000	26.8800	28.2200	29.6300	31.1100	32.6700	34.3000	35.1600	36.0400	
Animal Care Technician	NE	C11	Annual	41,724.80	43,804.80	45,988.80	48,297.60	50,710.40	53,248.00	55,910.40	57,304.00	58,739.20	
			Monthly	3,477.07	3,650.40	3,832.40	4,024.80	4,225.87	4,437.33	4,659.20	4,775.33	4,894.93	
			Hourly	20.0600	21.0600	22.1100	23.2200	24.3800	25.6000	26.8800	27.5500	28.2400	
Animal Care Technician Supervisor	PAM	C21	Annual	67,953.60	71,344.00	74,921.60	78,665.60	82,596.80	86,736.00	91,083.20	93,350.40	95,680.00	
			Monthly	5,662.80	5,945.33	6,243.47	6,555.47	6,883.07	7,228.00	7,590.27	7,779.20	7,973.33	
			Hourly	32.6700	34.3000	36.0200	37.8200	39.7100	41.7000	43.7900	44.8800	46.0000	
Animal Control Officer	NE	C15	Annual	50,710.40	53,248.00	55,910.40	58,697.60	61,630.40	64,708.80	67,953.60	69,659.20	71,406.40	
			Monthly	4,225.87	4,437.33	4,659.20	4,891.47	5,135.87	5,392.40	5,662.80	5,804.93	5,950.53	
			Hourly	24.3800	25.6000	26.8800	28.2200	29.6300	31.1100	32.6700	33.4900	34.3300	
Animal Rescue Coordinator	NE	C11	Annual	41,724.80	43,804.80	45,988.80	48,297.60	50,710.40	53,248.00	55,910.40	57,304.00	58,739.20	
			Monthly	3,477.07	3,650.40	3,832.40	4,024.80	4,225.87	4,437.33	4,659.20	4,775.33	4,894.93	
			Hourly	20.0600	21.0600	22.1100	23.2200	24.3800	25.6000	26.8800	27.5500	28.2400	
Animal Services Assistant	NE	C10	Annual	39,728.00	41,724.80	43,804.80	45,988.80	48,297.60	50,710.40	53,248.00	54,579.20	55,952.00	
			Monthly	3,310.67	3,477.07	3,650.40	3,832.40	4,024.80	4,225.87	4,437.33	4,548.27	4,662.67	
			Hourly	19.1000	20.0600	21.0600	22.1100	23.2200	24.3800	25.6000	26.2400	26.9000	
Animal Services Dispatcher	NE	C10	Annual	39,728.00	41,724.80	43,804.80	45,988.80	48,297.60	50,710.40	53,248.00	54,579.20	55,952.00	
			Monthly	3,310.67	3,477.07	3,650.40	3,832.40	4,024.80	4,225.87	4,437.33	4,548.27	4,662.67	
			Hourly	19.1000	20.0600	21.0600	22.1100	23.2200	24.3800	25.6000	26.2400	26.9000	
Animal Services Division Manager	DMG	C30	Annual	105,414.40	110,676.80	116,209.60	122,012.80	128,107.20	134,513.60	141,232.00	144,768.00	148,387.20	
			Monthly	8,784.53	9,223.07	9,684.13	10,167.73	10,675.60	11,209.47	11,769.33	12,064.00	12,365.60	
			Hourly	50.6800	53.2100	55.8700	58.6600	61.5900	64.6700	67.9000	69.6000	71.3400	

Attachment: CSD Resolution 2024-XX [Revision 1] (6505 : FY23/24 MID-YEAR OPERATING & CIP BUDGET

CITY OF MORENO VALLEY
SALARY SCALE - CAREER POSITIONS
EFFECTIVE 02/06/2024

TITLE	GRP	GRADE												
				A	B	C	D	E	F	G	H	I		
				5.0%		5.0%	5.0%	5.0%	5.0%	5.0%	5.0%	2.5%	2.5%	
Animal Services Field Supervisor	PAM	C22	Annual	71,344.00	74,921.60	78,665.60	82,596.80	86,736.00	91,083.20	95,638.40	98,030.40	100,484.80		
			Monthly	5,945.33	6,243.47	6,555.47	6,883.07	7,228.00	7,590.27	7,969.87	8,169.20	8,373.73		
			Hourly	34.3000	36.0200	37.8200	39.7100	41.7000	43.7900	45.9800	47.1300	48.3100		
Animal Services License Inspector	NE	C11	Annual	41,724.80	43,804.80	45,988.80	48,297.60	50,710.40	53,248.00	55,910.40	57,304.00	58,739.20		
			Monthly	3,477.07	3,650.40	3,832.40	4,024.80	4,225.87	4,437.33	4,659.20	4,775.33	4,894.93		
			Hourly	20.0600	21.0600	22.1100	23.2200	24.3800	25.6000	26.8800	27.5500	28.2400		
Animal Services Office Supervisor	PAM	C21	Annual	67,953.60	71,344.00	74,921.60	78,665.60	82,596.80	86,736.00	91,083.20	93,350.40	95,680.00		
			Monthly	5,662.80	5,945.33	6,243.47	6,555.47	6,883.07	7,228.00	7,590.27	7,779.20	7,973.33		
			Hourly	32.6700	34.3000	36.0200	37.8200	39.7100	41.7000	43.7900	44.8800	46.0000		
Applications & Database Administrator	PAM	C29	Annual	100,380.80	105,393.60	110,656.00	116,188.80	121,992.00	128,086.40	134,492.80	137,862.40	141,315.20		
			Monthly	8,365.07	8,782.80	9,221.33	9,682.40	10,166.00	10,673.87	11,207.73	11,488.53	11,776.27		
			Hourly	48.2600	50.6700	53.2000	55.8600	58.6500	61.5800	64.6600	66.2800	67.9400		
Applications Analyst	PAM	C25	Annual	82,596.80	86,736.00	91,083.20	95,638.40	100,422.40	105,435.20	110,697.60	113,464.00	116,292.80		
			Monthly	6,883.07	7,228.00	7,590.27	7,969.87	8,368.53	8,786.27	9,224.80	9,455.33	9,691.07		
			Hourly	39.7100	41.7000	43.7900	45.9800	48.2800	50.6900	53.2200	54.5500	55.9100		
Assistant to the City Manager	PAM	C24	Annual	78,665.60	82,596.80	86,736.00	91,083.20	95,638.40	100,422.40	105,435.20	108,076.80	110,780.80		
			Monthly	6,555.47	6,883.07	7,228.00	7,590.27	7,969.87	8,368.53	8,786.27	9,006.40	9,231.73		
			Hourly	37.8200	39.7100	41.7000	43.7900	45.9800	48.2800	50.6900	51.9600	53.2600		
Assistant Crossing Guard Supervisor	NE	C05	Annual	36,046.40	36,046.40	37,856.00	39,748.80	39,748.80	41,745.60	41,745.60	43,825.60	43,825.60		
			Monthly	3,003.87	3,003.87	3,154.67	3,312.40	3,312.40	3,478.80	3,478.80	3,652.13	3,652.13		
			Hourly	17.3300	18.2000	18.2000	19.1100	19.1100	20.0700	20.0700	21.0700	21.0700		
Assistant Engineer	PAM	C25	Annual	82,596.80	86,736.00	91,083.20	95,638.40	100,422.40	105,435.20	110,697.60	113,464.00	116,292.80		
			Monthly	6,883.07	7,228.00	7,590.27	7,969.87	8,368.53	8,786.27	9,224.80	9,455.33	9,691.07		
			Hourly	39.7100	41.7000	43.7900	45.9800	48.2800	50.6900	53.2200	54.5500	55.9100		
Assistant Network Administrator	PAM	C26	Annual	86,715.20	91,041.60	95,596.80	100,380.80	105,393.60	110,656.00	116,188.80	119,100.80	122,075.20		
			Monthly	7,226.27	7,586.80	7,966.40	8,365.07	8,782.80	9,221.33	9,682.40	9,925.07	10,172.93		
			Hourly	41.6900	43.7700	45.9600	48.2600	50.6700	53.2000	55.8600	57.2600	58.6900		
Associate Engineer I	PAM	C28	Annual	95,617.60	100,401.60	105,414.40	110,676.80	116,209.60	122,012.80	128,107.20	131,310.40	134,596.80		
			Monthly	7,968.13	8,366.80	8,784.53	9,223.07	9,684.13	10,167.73	10,675.60	10,942.53	11,216.40		
			Hourly	45.9700	48.2700	50.6800	53.2100	55.8700	58.6600	61.5900	63.1300	64.7100		
Associate Engineer II	PAM	C29	Annual	100,380.80	105,393.60	110,656.00	116,188.80	121,992.00	128,086.40	134,492.80	137,862.40	141,315.20		
			Monthly	8,365.07	8,782.80	9,221.33	9,682.40	10,166.00	10,673.87	11,207.73	11,488.53	11,776.27		
			Hourly	48.2600	50.6700	53.2000	55.8600	58.6500	61.5800	64.6600	66.2800	67.9400		
Associate Planner	PAM	C25	Annual	82,596.80	86,736.00	91,083.20	95,638.40	100,422.40	105,435.20	110,697.60	113,464.00	116,292.80		
			Monthly	6,883.07	7,228.00	7,590.27	7,969.87	8,368.53	8,786.27	9,224.80	9,455.33	9,691.07		
			Hourly	39.7100	41.7000	43.7900	45.9800	48.2800	50.6900	53.2200	54.5500	55.9100		
Audio Visual Technician	NE	C18	Annual	58,697.60	61,630.40	64,708.80	67,953.60	71,344.00	74,921.60	78,665.60	80,641.60	82,659.20		
			Monthly	4,891.47	5,135.87	5,392.40	5,662.80	5,945.33	6,243.47	6,555.47	6,720.13	6,888.27		
			Hourly	28.2200	29.6300	31.1100	32.6700	34.3000	36.0200	37.8200	38.7700	39.7400		

Attachment: CSD Resolution 2024-XX [Revision 1] (6505 : FY23/24 MID-YEAR OPERATING & CIP BUDGET

CITY OF MORENO VALLEY
SALARY SCALE - CAREER POSITIONS
EFFECTIVE 02/06/2024

TITLE	GRP	GRADE										
				A	B	C	D	E	F	G	H	I
				5.0%		5.0%	5.0%	5.0%	5.0%	5.0%	2.5%	2.5%
Banquet Facility Representative	PAM	C19	Annual	61,630.40	64,708.80	67,953.60	71,344.00	74,921.60	78,665.60	82,596.80	84,656.00	86,777.60
			Monthly	5,135.87	5,392.40	5,662.80	5,945.33	6,243.47	6,555.47	6,883.07	7,054.67	7,231.47
			Hourly	29.6300	31.1100	32.6700	34.3000	36.0200	37.8200	39.7100	40.7000	41.7200
Building Division Manager/Official	DMG	C34	Annual	137,488.00	144,372.80	151,590.40	159,161.60	167,128.00	175,489.60	184,267.20	188,864.00	193,585.60
			Monthly	11,457.33	12,031.07	12,632.53	13,263.47	13,927.33	14,624.13	15,355.60	15,738.67	16,132.13
			Hourly	66.1000	69.4100	72.8800	76.5200	80.3500	84.3700	88.5900	90.8000	93.0700
Building Inspector II	NE	C24	Annual	78,665.60	82,596.80	86,736.00	91,083.20	95,638.40	100,422.40	105,435.20	108,076.80	110,780.80
			Monthly	6,555.47	6,883.07	7,228.00	7,590.27	7,969.87	8,368.53	8,786.27	9,006.40	9,231.73
			Hourly	37.8200	39.7100	41.7000	43.7900	45.9800	48.2800	50.6900	51.9600	53.2600
Building Safety Supervisor	PAM	C27	Annual	91,062.40	95,617.60	100,401.60	105,414.40	110,676.80	116,209.60	122,012.80	125,070.40	128,190.40
			Monthly	7,588.53	7,968.13	8,366.80	8,784.53	9,223.07	9,684.13	10,167.73	10,422.53	10,682.53
			Hourly	43.7800	45.9700	48.2700	50.6800	53.2100	55.8700	58.6600	60.1300	61.6300
Business License Liaison	NE	C16	Annual	53,248.00	55,910.40	58,697.60	61,630.40	64,708.80	67,953.60	71,344.00	73,132.80	74,963.20
			Monthly	4,437.33	4,659.20	4,891.47	5,135.87	5,392.40	5,662.80	5,945.33	6,094.40	6,246.93
			Hourly	25.6000	26.8800	28.2200	29.6300	31.1100	32.6700	34.3000	35.1600	36.0400
Child Care Assistant	GRA	CC09	Annual	33,912.32	2,246.40	36,628.80	36,628.80	44,512.00	46,737.60	49,067.20	51,521.60	54,100.80
			Monthly	2,826.03	187.20	3,052.40	3,052.40	3,709.33	3,894.80	4,088.93	4,293.47	4,508.40
			Hourly	17.6100	18.4900	19.4100	20.3800	21.4000	22.4700	23.5900	24.7700	26.0100
Child Care Instructor II	GRA	CC11	Annual	39,561.60	41,537.60	43,617.60	45,801.60	48,089.60	50,502.40	53,019.20	54,350.40	55,702.40
			Monthly	3,296.80	3,461.47	3,634.80	3,816.80	4,007.47	4,208.53	4,418.27	4,529.20	4,641.87
			Hourly	19.0200	19.9700	20.9700	22.0200	23.1200	24.2800	25.4900	26.1300	26.7800
Child Care Program Manager	PAM	C19	Annual	61,630.40	64,708.80	67,953.60	71,344.00	74,921.60	78,665.60	82,596.80	84,656.00	86,777.60
			Monthly	5,135.87	5,392.40	5,662.80	5,945.33	6,243.47	6,555.47	6,883.07	7,054.67	7,231.47
			Hourly	29.6300	31.1100	32.6700	34.3000	36.0200	37.8200	39.7100	40.7000	41.7200
Child Care Site Supervisor	GRA	C15	Annual	50,710.40	53,248.00	55,910.40	58,697.60	61,630.40	64,708.80	67,953.60	69,659.20	71,406.40
			Monthly	4,225.87	4,437.33	4,659.20	4,891.47	5,135.87	5,392.40	5,662.80	5,804.93	5,950.53
			Hourly	24.3800	25.6000	26.8800	28.2200	29.6300	31.1100	32.6700	33.4900	34.3300
Community Enhancement Division Manager	DMG	C30	Annual	105,414.40	110,676.80	116,209.60	122,012.80	128,107.20	134,513.60	141,232.00	144,768.00	148,387.20
			Monthly	8,784.53	9,223.07	9,684.13	10,167.73	10,675.60	11,209.47	11,769.33	12,064.00	12,365.60
			Hourly	50.6800	53.2100	55.8700	58.6600	61.5900	64.6700	67.9000	69.6000	71.3400
Community Enhancement Officer I	NE	C18	Annual	58,697.60	61,630.40	64,708.80	67,953.60	71,344.00	74,921.60	78,665.60	80,641.60	82,659.20
			Monthly	4,891.47	5,135.87	5,392.40	5,662.80	5,945.33	6,243.47	6,555.47	6,720.13	6,888.27
			Hourly	28.2200	29.6300	31.1100	32.6700	34.3000	36.0200	37.8200	38.7700	39.7400
Community Enhancement Officer II	NE	C20	Annual	64,708.80	67,953.60	71,344.00	74,921.60	78,665.60	82,596.80	86,736.00	88,899.20	91,124.80
			Monthly	5,392.40	5,662.80	5,945.33	6,243.47	6,555.47	6,883.07	7,228.00	7,408.27	7,593.73
			Hourly	31.1100	32.6700	34.3000	36.0200	37.8200	39.7100	41.7000	42.7400	43.8100
Community Enhancement Supervisor	PAM	C23	Annual	74,921.60	78,665.60	82,596.80	86,736.00	91,083.20	95,638.40	100,422.40	102,939.20	105,518.40
			Monthly	6,243.47	6,555.47	6,883.07	7,228.00	7,590.27	7,969.87	8,368.53	8,578.27	8,793.20
			Hourly	36.0200	37.8200	39.7100	41.7000	43.7900	45.9800	48.2800	49.4900	50.7300

Attachment: CSD Resolution 2024-XX [Revision 1] (6505 : FY23/24 MID-YEAR OPERATING & CIP BUDGET

CITY OF MORENO VALLEY
SALARY SCALE - CAREER POSITIONS
EFFECTIVE 02/06/2024

TITLE	GRP	GRADE										
				A	B	C	D	E	F	G	H	I
				5.0%		5.0%	5.0%	5.0%	5.0%	5.0%	2.5%	2.5%
Community Services Assistant Coordinator	NE	C08	Annual	36,046.40	37,856.00	39,748.80	41,745.60	43,825.60	46,009.60	48,318.40	49,524.80	50,772.80
			Monthly	3,003.87	3,154.67	3,312.40	3,478.80	3,652.13	3,834.13	4,026.53	4,127.07	4,231.07
			Hourly	17.3300	18.2000	19.1100	20.0700	21.0700	22.1200	23.2300	23.8100	24.4100
Community Services Coordinator	NE	C10	Annual	39,728.00	41,724.80	43,804.80	45,988.80	48,297.60	50,710.40	53,248.00	54,579.20	55,952.00
			Monthly	3,310.67	3,477.07	3,650.40	3,832.40	4,024.80	4,225.87	4,437.33	4,548.27	4,662.67
			Hourly	19.1000	20.0600	21.0600	22.1100	23.2200	24.3800	25.6000	26.2400	26.9000
Community Services Division Manager	DMG	C30	Annual	105,414.40	110,676.80	116,209.60	122,012.80	128,107.20	134,513.60	141,232.00	144,768.00	148,387.20
			Monthly	8,784.53	9,223.07	9,684.13	10,167.73	10,675.60	11,209.47	11,769.33	12,064.00	12,365.60
			Hourly	50.6800	53.2100	55.8700	58.6600	61.5900	64.6700	67.9000	69.6000	71.3400
Community Services Supervisor	PAM	C19	Annual	61,630.40	64,708.80	67,953.60	71,344.00	74,921.60	78,665.60	82,596.80	84,656.00	86,777.60
			Monthly	5,135.87	5,392.40	5,662.80	5,945.33	6,243.47	6,555.47	6,883.07	7,054.67	7,231.47
			Hourly	29.6300	31.1100	32.6700	34.3000	36.0200	37.8200	39.7100	40.7000	41.7200
Construction Inspector	NE	C22	Annual	71,344.00	74,921.60	78,665.60	82,596.80	86,736.00	91,083.20	95,638.40	98,030.40	100,484.80
			Monthly	5,945.33	6,243.47	6,555.47	6,883.07	7,228.00	7,590.27	7,969.87	8,169.20	8,373.73
			Hourly	34.3000	36.0200	37.8200	39.7100	41.7000	43.7900	45.9800	47.1300	48.3100
Construction Inspector Supervisor	PAM	C25	Annual	82,596.80	86,736.00	91,083.20	95,638.40	100,422.40	105,435.20	110,697.60	113,464.00	116,292.80
			Monthly	6,883.07	7,228.00	7,590.27	7,969.87	8,368.53	8,786.27	9,224.80	9,455.33	9,691.07
			Hourly	39.7100	41.7000	43.7900	45.9800	48.2800	50.6900	53.2200	54.5500	55.9100
Crossing Guard Supervisor	NE	C07	Annual	36,046.40	37,856.00	39,748.80	41,745.60	43,825.60	46,009.60	48,318.40	49,524.80	50,772.80
			Monthly	3,003.87	3,154.67	3,312.40	3,478.80	3,652.13	3,834.13	4,026.53	4,127.07	4,231.07
			Hourly	17.3300	18.2000	19.1100	20.0700	21.0700	22.1200	23.2300	23.8100	24.4100
Customer Service Manager	PAM	C26	Annual	86,715.20	91,041.60	95,596.80	100,380.80	105,393.60	110,656.00	116,188.80	119,100.80	122,075.20
			Monthly	7,226.27	7,586.80	7,966.40	8,365.07	8,782.80	9,221.33	9,682.40	9,925.07	10,172.93
			Hourly	41.6900	43.7700	45.9600	48.2600	50.6700	53.2000	55.8600	57.2600	58.6900
Deputy City Clerk	NE	C17	Annual	55,910.40	58,697.60	61,630.40	64,708.80	67,953.60	71,344.00	74,921.60	76,793.60	78,707.20
			Monthly	4,659.20	4,891.47	5,135.87	5,392.40	5,662.80	5,945.33	6,243.47	6,399.47	6,558.93
			Hourly	26.8800	28.2200	29.6300	31.1100	32.6700	34.3000	36.0200	36.9200	37.8400
Deputy City Manager	DMG	C30	Annual	105,414.40	110,676.80	116,209.60	122,012.80	128,107.20	134,513.60	141,232.00	144,768.00	148,387.20
			Monthly	8,784.53	9,223.07	9,684.13	10,167.73	10,675.60	11,209.47	11,769.33	12,064.00	12,365.60
			Hourly	50.6800	53.2100	55.8700	58.6600	61.5900	64.6700	67.9000	69.6000	71.3400
Deputy Compliance Director	DMG	C35	Annual	144,372.80	151,590.40	159,161.60	167,128.00	175,489.60	184,267.20	193,481.60	198,328.00	203,278.40
			Monthly	12,031.07	12,632.53	13,263.47	13,927.33	14,624.13	15,355.60	16,123.47	16,527.33	16,939.87
			Hourly	69.4100	72.8800	76.5200	80.3500	84.3700	88.5900	93.0200	95.3500	97.7300
Deputy Finance Director	DMG	C34	Annual	137,488.00	144,372.80	151,590.40	159,161.60	167,128.00	175,489.60	184,267.20	188,864.00	193,585.60
			Monthly	11,457.33	12,031.07	12,632.53	13,263.47	13,927.33	14,624.13	15,355.60	15,738.67	16,132.13
			Hourly	66.1000	69.4100	72.8800	76.5200	80.3500	84.3700	88.5900	90.8000	93.0700
Economic Development Division Manager	DMG	C30	Annual	105,414.40	110,676.80	116,209.60	122,012.80	128,107.20	134,513.60	141,232.00	144,768.00	148,387.20
			Monthly	8,784.53	9,223.07	9,684.13	10,167.73	10,675.60	11,209.47	11,769.33	12,064.00	12,365.60
			Hourly	50.6800	53.2100	55.8700	58.6600	61.5900	64.6700	67.9000	69.6000	71.3400

Attachment: CSD Resolution 2024-XX [Revision 1] (6505 : FY23/24 MID-YEAR OPERATING & CIP BUDGET

CITY OF MORENO VALLEY
SALARY SCALE - CAREER POSITIONS
EFFECTIVE 02/06/2024

TITLE	GRP	GRADE										
				A	B	C	D	E	F	G	H	I
				5.0%		5.0%	5.0%	5.0%	5.0%	5.0%	2.5%	2.5%
Electric Utility Assistant Manager	PAM	C34	Annual	137,488.00	144,372.80	151,590.40	159,161.60	167,128.00	175,489.60	184,267.20	188,864.00	193,585.60
			Monthly	11,457.33	12,031.07	12,632.53	13,263.47	13,927.33	14,624.13	15,355.60	15,738.67	16,132.13
			Hourly	66.1000	69.4100	72.8800	76.5200	80.3500	84.3700	88.5900	90.8000	93.0700
Electric Utility Division Manager	DMG	C36	Annual	158,891.20	166,836.80	175,177.60	183,934.40	193,128.00	202,779.20	212,908.80	218,233.60	223,683.20
			Monthly	13,240.93	13,903.07	14,598.13	15,327.87	16,094.00	16,898.27	17,742.40	18,186.13	18,640.27
			Hourly	76.3900	80.2100	84.2200	88.4300	92.8500	97.4900	102.3600	104.9200	107.5400
Electric Utility Program Coordinator	PAM	C27	Annual	91,062.40	95,617.60	100,401.60	105,414.40	110,676.80	116,209.60	122,012.80	125,070.40	128,190.40
			Monthly	7,588.53	7,968.13	8,366.80	8,784.53	9,223.07	9,684.13	10,167.73	10,422.53	10,682.53
			Hourly	43.7800	45.9700	48.2700	50.6800	53.2100	55.8700	58.6600	60.1300	61.6300
Emergency Management Coordinator	PAM	C22	Annual	71,344.00	74,921.60	78,665.60	82,596.80	86,736.00	91,083.20	95,638.40	98,030.40	100,484.80
			Monthly	5,945.33	6,243.47	6,555.47	6,883.07	7,228.00	7,590.27	7,969.87	8,169.20	8,373.73
			Hourly	34.3000	36.0200	37.8200	39.7100	41.7000	43.7900	45.9800	47.1300	48.3100
Emergency Management & Volunteer Services Program Manager	DMG	C30	Annual	105,414.40	110,676.80	116,209.60	122,012.80	128,107.20	134,513.60	141,232.00	144,768.00	148,387.20
			Monthly	8,784.53	9,223.07	9,684.13	10,167.73	10,675.60	11,209.47	11,769.33	12,064.00	12,365.60
			Hourly	50.6800	53.2100	55.8700	58.6600	61.5900	64.6700	67.9000	69.6000	71.3400
Engineering Division Manager/Assistant City Engineer	DMG	C34	Annual	137,488.00	144,372.80	151,590.40	159,161.60	167,128.00	175,489.60	184,267.20	188,864.00	193,585.60
			Monthly	11,457.33	12,031.07	12,632.53	13,263.47	13,927.33	14,624.13	15,355.60	15,738.67	16,132.13
			Hourly	66.1000	69.4100	72.8800	76.5200	80.3500	84.3700	88.5900	90.8000	93.0700
Enterprise Systems Administrator	PAM	C31	Annual	110,676.80	116,209.60	122,012.80	128,107.20	134,513.60	141,232.00	148,304.00	152,006.40	155,812.80
			Monthly	9,223.07	9,684.13	10,167.73	10,675.60	11,209.47	11,769.33	12,358.67	12,667.20	12,984.40
			Hourly	53.2100	55.8700	58.6600	61.5900	64.6700	67.9000	71.3000	73.0800	74.9100
Equipment Operator	NE	C17	Annual	55,910.40	58,697.60	61,630.40	64,708.80	67,953.60	71,344.00	74,921.60	76,793.60	78,707.20
			Monthly	4,659.20	4,891.47	5,135.87	5,392.40	5,662.80	5,945.33	6,243.47	6,399.47	6,558.93
			Hourly	26.8800	28.2200	29.6300	31.1100	32.6700	34.3000	36.0200	36.9200	37.8400
Executive Assistant I	NE	C19	Annual	61,630.40	64,708.80	67,953.60	71,344.00	74,921.60	78,665.60	82,596.80	84,656.00	86,777.60
			Monthly	5,135.87	5,392.40	5,662.80	5,945.33	6,243.47	6,555.47	6,883.07	7,054.67	7,231.47
			Hourly	29.6300	31.1100	32.6700	34.3000	36.0200	37.8200	39.7100	40.7000	41.7200
Executive Assistant to Mayor/City Council	DMG	C30	Annual	105,414.40	110,676.80	116,209.60	122,012.80	128,107.20	134,513.60	141,232.00	144,768.00	148,387.20
			Monthly	8,784.53	9,223.07	9,684.13	10,167.73	10,675.60	11,209.47	11,769.33	12,064.00	12,365.60
			Hourly	50.6800	53.2100	55.8700	58.6600	61.5900	64.6700	67.9000	69.6000	71.3400
Facilities Maintenance Mechanic	NE	C15	Annual	50,710.40	53,248.00	55,910.40	58,697.60	61,630.40	64,708.80	67,953.60	69,659.20	71,406.40
			Monthly	4,225.87	4,437.33	4,659.20	4,891.47	5,135.87	5,392.40	5,662.80	5,804.93	5,950.53
			Hourly	24.3800	25.6000	26.8800	28.2200	29.6300	31.1100	32.6700	33.4900	34.3300
Facilities Maintenance Worker	NE	C13	Annual	45,988.80	48,297.60	50,710.40	53,248.00	55,910.40	58,697.60	61,630.40	63,169.60	64,750.40
			Monthly	3,832.40	4,024.80	4,225.87	4,437.33	4,659.20	4,891.47	5,135.87	5,264.13	5,395.87
			Hourly	22.1100	23.2200	24.3800	25.6000	26.8800	28.2200	29.6300	30.3700	31.1300
Financial Operations Division Manager	DMG	C33	Annual	127,899.20	134,284.80	141,003.20	148,054.40	155,459.20	163,238.40	171,392.00	175,676.80	180,065.60
			Monthly	10,658.27	11,190.40	11,750.27	12,337.87	12,954.93	13,603.20	14,282.67	14,639.73	15,005.47
			Hourly	61.4900	64.5600	67.7900	71.1800	74.7400	78.4800	82.4000	84.4600	86.5700

Attachment: CSD Resolution 2024-XX [Revision 1] (6505 : FY23/24 MID-YEAR OPERATING & CIP BUDGET

CITY OF MORENO VALLEY
SALARY SCALE - CAREER POSITIONS
EFFECTIVE 02/06/2024

TITLE	GRP	GRADE											
				A	B	C	D	E	F	G	H	I	
				5.0%		5.0%	5.0%	5.0%	5.0%	5.0%	5.0%	2.5%	2.5%
Financial Resources Division Manager	DMG	C33	Annual	127,899.20	134,284.80	141,003.20	148,054.40	155,459.20	163,238.40	171,392.00	175,676.80	180,065.60	
			Monthly	10,658.27	11,190.40	11,750.27	12,337.87	12,954.93	13,603.20	14,282.67	14,639.73	15,005.47	
			Hourly	61.4900	64.5600	67.7900	71.1800	74.7400	78.4800	82.4000	84.4600	86.5700	
Fleet & Facilities Division Manager	DMG	C31	Annual	110,676.80	116,209.60	122,012.80	128,107.20	134,513.60	141,232.00	148,304.00	152,006.40	155,812.80	
			Monthly	9,223.07	9,684.13	10,167.73	10,675.60	11,209.47	11,769.33	12,358.67	12,667.20	12,984.40	
			Hourly	53.2100	55.8700	58.6600	61.5900	64.6700	67.9000	71.3000	73.0800	74.9100	
Fleet & Facilities Maintenance Supervisor	PAM	C27	Annual	91,062.40	95,617.60	100,401.60	105,414.40	110,676.80	116,209.60	122,012.80	125,070.40	128,190.40	
			Monthly	7,588.53	7,968.13	8,366.80	8,784.53	9,223.07	9,684.13	10,167.73	10,422.53	10,682.53	
			Hourly	43.7800	45.9700	48.2700	50.6800	53.2100	55.8700	58.6600	60.1300	61.6300	
GIS Administrator	PAM	C29	Annual	100,380.80	105,393.60	110,656.00	116,188.80	121,992.00	128,086.40	134,492.80	137,862.40	141,315.20	
			Monthly	8,365.07	8,782.80	9,221.33	9,682.40	10,166.00	10,673.87	11,207.73	11,488.53	11,776.27	
			Hourly	48.2600	50.6700	53.2000	55.8600	58.6500	61.5800	64.6600	66.2800	67.9400	
GIS Applications Analyst	PAM	C25	Annual	82,596.80	86,736.00	91,083.20	95,638.40	100,422.40	105,435.20	110,697.60	113,464.00	116,292.80	
			Monthly	6,883.07	7,228.00	7,590.27	7,969.87	8,368.53	8,786.27	9,224.80	9,455.33	9,691.07	
			Hourly	39.7100	41.7000	43.7900	45.9800	48.2800	50.6900	53.2200	54.5500	55.9100	
GIS Specialist	NE	C21	Annual	67,953.60	71,344.00	74,921.60	78,665.60	82,596.80	86,736.00	91,083.20	93,350.40	95,680.00	
			Monthly	5,662.80	5,945.33	6,243.47	6,555.47	6,883.07	7,228.00	7,590.27	7,779.20	7,973.33	
			Hourly	32.6700	34.3000	36.0200	37.8200	39.7100	41.7000	43.7900	44.8800	46.0000	
Grants Division Manager	DMG	C33	Annual	127,899.20	134,284.80	141,003.20	148,054.40	155,459.20	163,238.40	171,392.00	175,676.80	180,065.60	
			Monthly	10,658.27	11,190.40	11,750.27	12,337.87	12,954.93	13,603.20	14,282.67	14,639.73	15,005.47	
			Hourly	61.4900	64.5600	67.7900	71.1800	74.7400	78.4800	82.4000	84.4600	86.5700	
Human Resources Analyst	PAM	C24	Annual	78,665.60	82,596.80	86,736.00	91,083.20	95,638.40	100,422.40	105,435.20	108,076.80	110,780.80	
			Monthly	6,555.47	6,883.07	7,228.00	7,590.27	7,969.87	8,368.53	8,786.27	9,006.40	9,231.73	
			Hourly	37.8200	39.7100	41.7000	43.7900	45.9800	48.2800	50.6900	51.9600	53.2600	
Human Resources Division Manager	DMG	C34	Annual	137,488.00	144,372.80	151,590.40	159,161.60	167,128.00	175,489.60	184,267.20	188,864.00	193,585.60	
			Monthly	11,457.33	12,031.07	12,632.53	13,263.47	13,927.33	14,624.13	15,355.60	15,738.67	16,132.13	
			Hourly	66.1000	69.4100	72.8800	76.5200	80.3500	84.3700	88.5900	90.8000	93.0700	
Human Resources Technician	NE	C22	Annual	71,344.00	74,921.60	78,665.60	82,596.80	86,736.00	91,083.20	95,638.40	98,030.40	100,484.80	
			Monthly	5,945.33	6,243.47	6,555.47	6,883.07	7,228.00	7,590.27	7,969.87	8,169.20	8,373.73	
			Hourly	34.3000	36.0200	37.8200	39.7100	41.7000	43.7900	45.9800	47.1300	48.3100	
Information Technology Technician	NE	C20	Annual	64,708.80	67,953.60	71,344.00	74,921.60	78,665.60	82,596.80	86,736.00	88,899.20	91,124.80	
			Monthly	5,392.40	5,662.80	5,945.33	6,243.47	6,555.47	6,883.07	7,228.00	7,408.27	7,593.73	
			Hourly	31.1100	32.6700	34.3000	36.0200	37.8200	39.7100	41.7000	42.7400	43.8100	
Landscape Services Inspector	NE	C18	Annual	58,697.60	61,630.40	64,708.80	67,953.60	71,344.00	74,921.60	78,665.60	80,641.60	82,659.20	
			Monthly	4,891.47	5,135.87	5,392.40	5,662.80	5,945.33	6,243.47	6,555.47	6,720.13	6,888.27	
			Hourly	28.2200	29.6300	31.1100	32.6700	34.3000	36.0200	37.8200	38.7700	39.7400	
Lead Facilities Maintenance Worker	NE	C18	Annual	58,697.60	61,630.40	64,708.80	67,953.60	71,344.00	74,921.60	78,665.60	80,641.60	82,659.20	
			Monthly	4,891.47	5,135.87	5,392.40	5,662.80	5,945.33	6,243.47	6,555.47	6,720.13	6,888.27	
			Hourly	28.2200	29.6300	31.1100	32.6700	34.3000	36.0200	37.8200	38.7700	39.7400	

Attachment: CSD Resolution 2024-XX [Revision 1] (6505 : FY23/24 MID-YEAR OPERATING & CIP BUDGET

CITY OF MORENO VALLEY
SALARY SCALE - CAREER POSITIONS
EFFECTIVE 02/06/2024

TITLE	GRP	GRADE										
			A	B	C	D	E	F	G	H	I	
			5.0%		5.0%	5.0%	5.0%	5.0%	5.0%	2.5%	2.5%	
Lead Maintenance Worker	NE	C19	Annual	61,630.40	64,708.80	67,953.60	71,344.00	74,921.60	78,665.60	82,596.80	84,656.00	86,777.60
			Monthly	5,135.87	5,392.40	5,662.80	5,945.33	6,243.47	6,555.47	6,883.07	7,054.67	7,231.47
			Hourly	29.6300	31.1100	32.6700	34.3000	36.0200	37.8200	39.7100	40.7000	41.7200
Lead Parks Maintenance Worker	NE	C15	Annual	50,710.40	53,248.00	55,910.40	58,697.60	61,630.40	64,708.80	67,953.60	69,659.20	71,406.40
			Monthly	4,225.87	4,437.33	4,659.20	4,891.47	5,135.87	5,392.40	5,662.80	5,804.93	5,950.53
			Hourly	24.3800	25.6000	26.8800	28.2200	29.6300	31.1100	32.6700	33.4900	34.3300
Lead Traffic Sign/Marking Technician	NE	C18	Annual	58,697.60	61,630.40	64,708.80	67,953.60	71,344.00	74,921.60	78,665.60	80,641.60	82,659.20
			Monthly	4,891.47	5,135.87	5,392.40	5,662.80	5,945.33	6,243.47	6,555.47	6,720.13	6,888.27
			Hourly	28.2200	29.6300	31.1100	32.6700	34.3000	36.0200	37.8200	38.7700	39.7400
Lead Vehicle/Equipment Technician	NE	C19	Annual	61,630.40	64,708.80	67,953.60	71,344.00	74,921.60	78,665.60	82,596.80	84,656.00	86,777.60
			Monthly	5,135.87	5,392.40	5,662.80	5,945.33	6,243.47	6,555.47	6,883.07	7,054.67	7,231.47
			Hourly	29.6300	31.1100	32.6700	34.3000	36.0200	37.8200	39.7100	40.7000	41.7200
Maintenance & Operations Division Manager	DMG	C31	Annual	110,676.80	116,209.60	122,012.80	128,107.20	134,513.60	141,232.00	148,304.00	152,006.40	155,812.80
			Monthly	9,223.07	9,684.13	10,167.73	10,675.60	11,209.47	11,769.33	12,358.67	12,667.20	12,984.40
			Hourly	53.2100	55.8700	58.6600	61.5900	64.6700	67.9000	71.3000	73.0800	74.9100
Maintenance Worker I	NE	C12	Annual	43,804.80	45,988.80	48,297.60	50,710.40	53,248.00	55,910.40	58,697.60	60,174.40	61,672.00
			Monthly	3,650.40	3,832.40	4,024.80	4,225.87	4,437.33	4,659.20	4,891.47	5,014.53	5,139.33
			Hourly	21.0600	22.1100	23.2200	24.3800	25.6000	26.8800	28.2200	28.9300	29.6500
Maintenance Worker II	NE	C15	Annual	50,710.40	53,248.00	55,910.40	58,697.60	61,630.40	64,708.80	67,953.60	69,659.20	71,406.40
			Monthly	4,225.87	4,437.33	4,659.20	4,891.47	5,135.87	5,392.40	5,662.80	5,804.93	5,950.53
			Hourly	24.3800	25.6000	26.8800	28.2200	29.6300	31.1100	32.6700	33.4900	34.3300
Maintenance Worker/Work Release Coordinator	NE	C16	Annual	53,248.00	55,910.40	58,697.60	61,630.40	64,708.80	67,953.60	71,344.00	73,132.80	74,963.20
			Monthly	4,437.33	4,659.20	4,891.47	5,135.87	5,392.40	5,662.80	5,945.33	6,094.40	6,246.93
			Hourly	25.6000	26.8800	28.2200	29.6300	31.1100	32.6700	34.3000	35.1600	36.0400
Management Aide	NE	C18	Annual	58,697.60	61,630.40	64,708.80	67,953.60	71,344.00	74,921.60	78,665.60	80,641.60	82,659.20
			Monthly	4,891.47	5,135.87	5,392.40	5,662.80	5,945.33	6,243.47	6,555.47	6,720.13	6,888.27
			Hourly	28.2200	29.6300	31.1100	32.6700	34.3000	36.0200	37.8200	38.7700	39.7400
Management Analyst	PAM	C24	Annual	78,665.60	82,596.80	86,736.00	91,083.20	95,638.40	100,422.40	105,435.20	108,076.80	110,780.80
			Monthly	6,555.47	6,883.07	7,228.00	7,590.27	7,969.87	8,368.53	8,786.27	9,006.40	9,231.73
			Hourly	37.8200	39.7100	41.7000	43.7900	45.9800	48.2800	50.6900	51.9600	53.2600
Management Assistant	PAM	C22	Annual	71,344.00	74,921.60	78,665.60	82,596.80	86,736.00	91,083.20	95,638.40	98,030.40	100,484.80
			Monthly	5,945.33	6,243.47	6,555.47	6,883.07	7,228.00	7,590.27	7,969.87	8,169.20	8,373.73
			Hourly	34.3000	36.0200	37.8200	39.7100	41.7000	43.7900	45.9800	47.1300	48.3100
Media & Communications Division Manager	DMG	C33	Annual	127,899.20	134,284.80	141,003.20	148,054.40	155,459.20	163,238.40	171,392.00	175,676.80	180,065.60
			Monthly	10,658.27	11,190.40	11,750.27	12,337.87	12,954.93	13,603.20	14,282.67	14,639.73	15,005.47
			Hourly	61.4900	64.5600	67.7900	71.1800	74.7400	78.4800	82.4000	84.4600	86.5700
Network Administrator	PAM	C31	Annual	110,676.80	116,209.60	122,012.80	128,107.20	134,513.60	141,232.00	148,304.00	152,006.40	155,812.80
			Monthly	9,223.07	9,684.13	10,167.73	10,675.60	11,209.47	11,769.33	12,358.67	12,667.20	12,984.40
			Hourly	53.2100	55.8700	58.6600	61.5900	64.6700	67.9000	71.3000	73.0800	74.9100

Attachment: CSD Resolution 2024-XX [Revision 1] (6505 : FY23/24 MID-YEAR OPERATING & CIP BUDGET

CITY OF MORENO VALLEY
SALARY SCALE - CAREER POSITIONS
EFFECTIVE 02/06/2024

TITLE	GRP	GRADE										
			A	B	C	D	E	F	G	H	I	
			5.0%	5.0%	5.0%	5.0%	5.0%	5.0%	5.0%	2.5%	2.5%	
Network & Systems Specialist	PAM	C24	Annual	78,665.60	82,596.80	86,736.00	91,083.20	95,638.40	100,422.40	105,435.20	108,076.80	110,780.80
			Monthly	6,555.47	6,883.07	7,228.00	7,590.27	7,969.87	8,368.53	8,786.27	9,006.40	9,231.73
			Hourly	37.8200	39.7100	41.7000	43.7900	45.9800	48.2800	50.6900	51.9600	53.2600
Paralegal	NE	C20	Annual	64,708.80	67,953.60	71,344.00	74,921.60	78,665.60	82,596.80	86,736.00	88,899.20	91,124.80
			Monthly	5,392.40	5,662.80	5,945.33	6,243.47	6,555.47	6,883.07	7,228.00	7,408.27	7,593.73
			Hourly	31.1100	32.6700	34.3000	36.0200	37.8200	39.7100	41.7000	42.7400	43.8100
Park Ranger	NE	C16	Annual	53,248.00	55,910.40	58,697.60	61,630.40	64,708.80	67,953.60	71,344.00	73,132.80	74,963.20
			Monthly	4,437.33	4,659.20	4,891.47	5,135.87	5,392.40	5,662.80	5,945.33	6,094.40	6,246.93
			Hourly	25.6000	26.8800	28.2200	29.6300	31.1100	32.6700	34.3000	35.1600	36.0400
Parking Control Officer	NE	C12	Annual	43,804.80	45,988.80	48,297.60	50,710.40	53,248.00	55,910.40	58,697.60	60,174.40	61,672.00
			Monthly	3,650.40	3,832.40	4,024.80	4,225.87	4,437.33	4,659.20	4,891.47	5,014.53	5,139.33
			Hourly	21.0600	22.1100	23.2200	24.3800	25.6000	26.8800	28.2200	28.9300	29.6500
Parks & Community Services Administration & Financial Services Division Manager	DMG	C30	Annual	105,414.40	110,676.80	116,209.60	122,012.80	128,107.20	134,513.60	141,232.00	144,768.00	148,387.20
			Monthly	8,784.53	9,223.07	9,684.13	10,167.73	10,675.60	11,209.47	11,769.33	12,064.00	12,365.60
			Hourly	50.6800	53.2100	55.8700	58.6600	61.5900	64.6700	67.9000	69.6000	71.3400
Parks & Landscape Services Division Manager	DMG	C31	Annual	110,676.80	116,209.60	122,012.80	128,107.20	134,513.60	141,232.00	148,304.00	152,006.40	155,812.80
			Monthly	9,223.07	9,684.13	10,167.73	10,675.60	11,209.47	11,769.33	12,358.67	12,667.20	12,984.40
			Hourly	53.2100	55.8700	58.6600	61.5900	64.6700	67.9000	71.3000	73.0800	74.9100
Parks Maintenance Supervisor	PAM	C25	Annual	82,596.80	86,736.00	91,083.20	95,638.40	100,422.40	105,435.20	110,697.60	113,464.00	116,292.80
			Monthly	6,883.07	7,228.00	7,590.27	7,969.87	8,368.53	8,786.27	9,224.80	9,455.33	9,691.07
			Hourly	39.7100	41.7000	43.7900	45.9800	48.2800	50.6900	53.2200	54.5500	55.9100
Parks Maintenance Worker	NE	C12	Annual	43,804.80	45,988.80	48,297.60	50,710.40	53,248.00	55,910.40	58,697.60	60,174.40	61,672.00
			Monthly	3,650.40	3,832.40	4,024.80	4,225.87	4,437.33	4,659.20	4,891.47	5,014.53	5,139.33
			Hourly	21.0600	22.1100	23.2200	24.3800	25.6000	26.8800	28.2200	28.9300	29.6500
Parks Project Manager	PAM	C25	Annual	82,596.80	86,736.00	91,083.20	95,638.40	100,422.40	105,435.20	110,697.60	113,464.00	116,292.80
			Monthly	6,883.07	7,228.00	7,590.27	7,969.87	8,368.53	8,786.27	9,224.80	9,455.33	9,691.07
			Hourly	39.7100	41.7000	43.7900	45.9800	48.2800	50.6900	53.2200	54.5500	55.9100
Payroll Supervisor	PAM	C26	Annual	86,715.20	91,041.60	95,596.80	100,380.80	105,393.60	110,656.00	116,188.80	119,100.80	122,075.20
			Monthly	7,226.27	7,586.80	7,966.40	8,365.07	8,782.80	9,221.33	9,682.40	9,925.07	10,172.93
			Hourly	41.6900	43.7700	45.9600	48.2600	50.6700	53.2000	55.8600	57.2600	58.6900
Permit Technician	NE	C18	Annual	58,697.60	61,630.40	64,708.80	67,953.60	71,344.00	74,921.60	78,665.60	80,641.60	82,659.20
			Monthly	4,891.47	5,135.87	5,392.40	5,662.80	5,945.33	6,243.47	6,555.47	6,720.13	6,888.27
			Hourly	28.2200	29.6300	31.1100	32.6700	34.3000	36.0200	37.8200	38.7700	39.7400
Planning Division Manager/Official	DMG	C34	Annual	137,488.00	144,372.80	151,590.40	159,161.60	167,128.00	175,489.60	184,267.20	188,864.00	193,585.60
			Monthly	11,457.33	12,031.07	12,632.53	13,263.47	13,927.33	14,624.13	15,355.60	15,738.67	16,132.13
			Hourly	66.1000	69.4100	72.8800	76.5200	80.3500	84.3700	88.5900	90.8000	93.0700
Power Supply Manager	PAM	C32	Annual	118,976.00	124,924.80	131,164.80	137,716.80	144,601.60	151,840.00	159,432.00	163,425.60	167,502.40
			Monthly	9,914.67	10,410.40	10,930.40	11,476.40	12,050.13	12,653.33	13,286.00	13,618.80	13,958.53
			Hourly	57.2000	60.0600	63.0600	66.2100	69.5200	73.0000	76.6500	78.5700	80.5300

Attachment: CSD Resolution 2024-XX [Revision 1] (6505 : FY23/24 MID-YEAR OPERATING & CIP BUDGET

CITY OF MORENO VALLEY
SALARY SCALE - CAREER POSITIONS
EFFECTIVE 02/06/2024

TITLE	GRP	GRADE										
			A	B	C	D	E	F	G	H	I	
			5.0%		5.0%	5.0%	5.0%	5.0%	5.0%	2.5%	2.5%	
Principal Accountant	PAM	C28	Annual	95,617.60	100,401.60	105,414.40	110,676.80	116,209.60	122,012.80	128,107.20	131,310.40	134,596.80
			Monthly	7,968.13	8,366.80	8,784.53	9,223.07	9,684.13	10,167.73	10,675.60	10,942.53	11,216.40
			Hourly	45.9700	48.2700	50.6800	53.2100	55.8700	58.6600	61.5900	63.1300	64.7100
Principal Engineer	DMG	C33	Annual	127,899.20	134,284.80	141,003.20	148,054.40	155,459.20	163,238.40	171,392.00	175,676.80	180,065.60
			Monthly	10,658.27	11,190.40	11,750.27	12,337.87	12,954.93	13,603.20	14,282.67	14,639.73	15,005.47
			Hourly	61.4900	64.5600	67.7900	71.1800	74.7400	78.4800	82.4000	84.4600	86.5700
Principal Engineer/City Traffic Engineer	DMG	C33	Annual	127,899.20	134,284.80	141,003.20	148,054.40	155,459.20	163,238.40	171,392.00	175,676.80	180,065.60
			Monthly	10,658.27	11,190.40	11,750.27	12,337.87	12,954.93	13,603.20	14,282.67	14,639.73	15,005.47
			Hourly	61.4900	64.5600	67.7900	71.1800	74.7400	78.4800	82.4000	84.4600	86.5700
Principal Planner	PAM	C33	Annual	127,899.20	134,284.80	141,003.20	148,054.40	155,459.20	163,238.40	171,392.00	175,676.80	180,065.60
			Monthly	10,658.27	11,190.40	11,750.27	12,337.87	12,954.93	13,603.20	14,282.67	14,639.73	15,005.47
			Hourly	61.4900	64.5600	67.7900	71.1800	74.7400	78.4800	82.4000	84.4600	86.5700
Program Analyst	PAM	C24	Annual	78,665.60	82,596.80	86,736.00	91,083.20	95,638.40	100,422.40	105,435.20	108,076.80	110,780.80
			Monthly	6,555.47	6,883.07	7,228.00	7,590.27	7,969.87	8,368.53	8,786.27	9,006.40	9,231.73
			Hourly	37.8200	39.7100	41.7000	43.7900	45.9800	48.2800	50.6900	51.9600	53.2600
Public Information/Intergovernmental Relations Officer	PAM	C28	Annual	95,617.60	100,401.60	105,414.40	110,676.80	116,209.60	122,012.80	128,107.20	131,310.40	134,596.80
			Monthly	7,968.13	8,366.80	8,784.53	9,223.07	9,684.13	10,167.73	10,675.60	10,942.53	11,216.40
			Hourly	45.9700	48.2700	50.6800	53.2100	55.8700	58.6600	61.5900	63.1300	64.7100
Public Safety Contracts Administrator	DMG	C30	Annual	105,414.40	110,676.80	116,209.60	122,012.80	128,107.20	134,513.60	141,232.00	144,768.00	148,387.20
			Monthly	8,784.53	9,223.07	9,684.13	10,167.73	10,675.60	11,209.47	11,769.33	12,064.00	12,365.60
			Hourly	50.6800	53.2100	55.8700	58.6600	61.5900	64.6700	67.9000	69.6000	71.3400
Purchasing Division Manager	DMG	C32	Annual	118,976.00	124,924.80	131,164.80	137,716.80	144,601.60	151,840.00	159,432.00	163,425.60	167,502.40
			Monthly	9,914.67	10,410.40	10,930.40	11,476.40	12,050.13	12,653.33	13,286.00	13,618.80	13,958.53
			Hourly	57.2000	60.0600	63.0600	66.2100	69.5200	73.0000	76.6500	78.5700	80.5300
Recycling Specialist	NE	C16	Annual	53,248.00	55,910.40	58,697.60	61,630.40	64,708.80	67,953.60	71,344.00	73,132.80	74,963.20
			Monthly	4,437.33	4,659.20	4,891.47	5,135.87	5,392.40	5,662.80	5,945.33	6,094.40	6,246.93
			Hourly	25.6000	26.8800	28.2200	29.6300	31.1100	32.6700	34.3000	35.1600	36.0400
Registered Veterinary Technician	NE	C16	Annual	53,248.00	55,910.40	58,697.60	61,630.40	64,708.80	67,953.60	71,344.00	73,132.80	74,963.20
			Monthly	4,437.33	4,659.20	4,891.47	5,135.87	5,392.40	5,662.80	5,945.33	6,094.40	6,246.93
			Hourly	25.6000	26.8800	28.2200	29.6300	31.1100	32.6700	34.3000	35.1600	36.0400
Security Guard	NE	C08	Annual	36,046.40	37,856.00	39,748.80	41,745.60	43,825.60	46,009.60	48,318.40	49,524.80	50,772.80
			Monthly	3,003.87	3,154.67	3,312.40	3,478.80	3,652.13	3,834.13	4,026.53	4,127.07	4,231.07
			Hourly	17.3300	18.2000	19.1100	20.0700	21.0700	22.1200	23.2300	23.8100	24.4100
Senior Accountant	PAM	C25	Annual	82,596.80	86,736.00	91,083.20	95,638.40	100,422.40	105,435.20	110,697.60	113,464.00	116,292.80
			Monthly	6,883.07	7,228.00	7,590.27	7,969.87	8,368.53	8,786.27	9,224.80	9,455.33	9,691.07
			Hourly	39.7100	41.7000	43.7900	45.9800	48.2800	50.6900	53.2200	54.5500	55.9100
Senior Administrative Assistant	NE	C17	Annual	55,910.40	58,697.60	61,630.40	64,708.80	67,953.60	71,344.00	74,921.60	76,793.60	78,707.20
			Monthly	4,659.20	4,891.47	5,135.87	5,392.40	5,662.80	5,945.33	6,243.47	6,399.47	6,558.93
			Hourly	26.8800	28.2200	29.6300	31.1100	32.6700	34.3000	36.0200	36.9200	37.8400

Attachment: CSD Resolution 2024-XX [Revision 1] (6505 : FY23/24 MID-YEAR OPERATING & CIP BUDGET

CITY OF MORENO VALLEY
SALARY SCALE - CAREER POSITIONS
EFFECTIVE 02/06/2024

TITLE	GRP	GRADE										
				A	B	C	D	E	F	G	H	I
				5.0%		5.0%	5.0%	5.0%	5.0%	5.0%	2.5%	2.5%
Senior Applications Analyst	PAM	C27	Annual	91,062.40	95,617.60	100,401.60	105,414.40	110,676.80	116,209.60	122,012.80	125,070.40	128,190.40
			Monthly	7,588.53	7,968.13	8,366.80	8,784.53	9,223.07	9,684.13	10,167.73	10,422.53	10,682.53
			Hourly	43.7800	45.9700	48.2700	48.2700	50.6800	53.2100	55.8700	58.6600	60.1300
Senior Building Inspector	PAM	C25	Annual	82,596.80	86,736.00	91,083.20	95,638.40	100,422.40	105,435.20	110,697.60	113,464.00	116,292.80
			Monthly	6,883.07	7,228.00	7,590.27	7,969.87	8,368.53	8,786.27	9,224.80	9,455.33	9,691.07
			Hourly	39.7100	41.7000	43.7900	45.9800	48.2800	50.6900	53.2200	54.5500	55.9100
Senior Community Enhancement Officer	PAM	C22	Annual	71,344.00	74,921.60	78,665.60	82,596.80	86,736.00	91,083.20	95,638.40	98,030.40	100,484.80
			Monthly	5,945.33	6,243.47	6,555.47	6,883.07	7,228.00	7,590.27	7,969.87	8,169.20	8,373.73
			Hourly	34.3000	36.0200	37.8200	39.7100	41.7000	43.7900	45.9800	47.1300	48.3100
Senior Construction Inspector	PAM	C23	Annual	74,921.60	78,665.60	82,596.80	86,736.00	91,083.20	95,638.40	100,422.40	102,939.20	105,518.40
			Monthly	6,243.47	6,555.47	6,883.07	7,228.00	7,590.27	7,969.87	8,368.53	8,578.27	8,793.20
			Hourly	36.0200	37.8200	39.7100	41.7000	43.7900	45.9800	48.2800	49.4900	50.7300
Senior Deputy City Clerk	DMG	C30	Annual	105,414.40	110,676.80	116,209.60	122,012.80	128,107.20	134,513.60	141,232.00	144,768.00	148,387.20
			Monthly	8,784.53	9,223.07	9,684.13	10,167.73	10,675.60	11,209.47	11,769.33	12,064.00	12,365.60
			Hourly	50.6800	53.2100	55.8700	58.6600	61.5900	64.6700	67.9000	69.6000	71.3400
Senior Electrical Engineer	PAM	C31	Annual	110,676.80	116,209.60	122,012.80	128,107.20	134,513.60	141,232.00	148,304.00	152,006.40	155,812.80
			Monthly	9,223.07	9,684.13	10,167.73	10,675.60	11,209.47	11,769.33	12,358.67	12,667.20	12,984.40
			Hourly	53.2100	55.8700	58.6600	61.5900	64.6700	67.9000	71.3000	73.0800	74.9100
Senior Engineer, P.E.	PAM	C31	Annual	110,676.80	116,209.60	122,012.80	128,107.20	134,513.60	141,232.00	148,304.00	152,006.40	155,812.80
			Monthly	9,223.07	9,684.13	10,167.73	10,675.60	11,209.47	11,769.33	12,358.67	12,667.20	12,984.40
			Hourly	53.2100	55.8700	58.6600	61.5900	64.6700	67.9000	71.3000	73.0800	74.9100
Senior Equipment Operator	NE	C18	Annual	58,697.60	61,630.40	64,708.80	67,953.60	71,344.00	74,921.60	78,665.60	80,641.60	82,659.20
			Monthly	4,891.47	5,135.87	5,392.40	5,662.80	5,945.33	6,243.47	6,555.47	6,720.13	6,888.27
			Hourly	28.2200	29.6300	31.1100	32.6700	34.3000	36.0200	37.8200	38.7700	39.7400
Senior Graphics Designer	NE	C19	Annual	61,630.40	64,708.80	67,953.60	71,344.00	74,921.60	78,665.60	82,596.80	84,656.00	86,777.60
			Monthly	5,135.87	5,392.40	5,662.80	5,945.33	6,243.47	6,555.47	6,883.07	7,054.67	7,231.47
			Hourly	29.6300	31.1100	32.6700	34.3000	36.0200	37.8200	39.7100	40.7000	41.7200
Senior Human Resources Analyst	PAM	C27	Annual	91,062.40	95,617.60	100,401.60	105,414.40	110,676.80	116,209.60	122,012.80	125,070.40	128,190.40
			Monthly	7,588.53	7,968.13	8,366.80	8,784.53	9,223.07	9,684.13	10,167.73	10,422.53	10,682.53
			Hourly	43.7800	45.9700	48.2700	48.2700	50.6800	53.2100	55.8700	58.6600	60.1300
Senior Landscape Services Inspector	PAM	C20	Annual	64,708.80	67,953.60	71,344.00	74,921.60	78,665.60	82,596.80	86,736.00	88,899.20	91,124.80
			Monthly	5,392.40	5,662.80	5,945.33	6,243.47	6,555.47	6,883.07	7,228.00	7,408.27	7,593.73
			Hourly	31.1100	32.6700	34.3000	36.0200	37.8200	39.7100	41.7000	42.7400	43.8100
Senior Management Analyst	PAM	C27	Annual	91,062.40	95,617.60	100,401.60	105,414.40	110,676.80	116,209.60	122,012.80	125,070.40	128,190.40
			Monthly	7,588.53	7,968.13	8,366.80	8,784.53	9,223.07	9,684.13	10,167.73	10,422.53	10,682.53
			Hourly	43.7800	45.9700	48.2700	48.2700	50.6800	53.2100	55.8700	58.6600	60.1300
Senior Office Assistant	NE	C13	Annual	45,988.80	48,297.60	50,710.40	53,248.00	55,910.40	58,697.60	61,630.40	63,169.60	64,750.40
			Monthly	3,832.40	4,024.80	4,225.87	4,437.33	4,659.20	4,891.47	5,135.87	5,264.13	5,395.87
			Hourly	22.1100	23.2200	24.3800	25.6000	26.8800	28.2200	29.6300	30.3700	31.1300

Attachment: CSD Resolution 2024-XX [Revision 1] (6505 : FY23/24 MID-YEAR OPERATING & CIP BUDGET

CITY OF MORENO VALLEY
SALARY SCALE - CAREER POSITIONS
EFFECTIVE 02/06/2024

TITLE	GRP	GRADE										
			A	B	C	D	E	F	G	H	I	
				5.0%	5.0%	5.0%	5.0%	5.0%	5.0%	5.0%	2.5%	2.5%
Senior Parking Control Officer	NE	C14	Annual	48,297.60	50,710.40	53,248.00	55,910.40	58,697.60	61,630.40	64,708.80	66,331.20	67,995.20
			Monthly	4,024.80	4,225.87	4,437.33	4,659.20	4,891.47	5,135.87	5,392.40	5,527.60	5,666.27
			Hourly	23.2200	24.3800	25.6000	26.8800	28.2200	29.6300	31.1100	31.8900	32.6900
Senior Parks Maintenance Technician	NE	C19	Annual	61,630.40	64,708.80	67,953.60	71,344.00	74,921.60	78,665.60	82,596.80	84,656.00	86,777.60
			Monthly	5,135.87	5,392.40	5,662.80	5,945.33	6,243.47	6,555.47	6,883.07	7,054.67	7,231.47
			Hourly	29.6300	31.1100	32.6700	34.3000	36.0200	37.8200	39.7100	40.7000	41.7200
Senior Payroll Technician	NE	C18	Annual	58,697.60	61,630.40	64,708.80	67,953.60	71,344.00	74,921.60	78,665.60	80,641.60	82,659.20
			Monthly	4,891.47	5,135.87	5,392.40	5,662.80	5,945.33	6,243.47	6,555.47	6,720.13	6,888.27
			Hourly	28.2200	29.6300	31.1100	32.6700	34.3000	36.0200	37.8200	38.7700	39.7400
Senior Permit Technician	NE	C20	Annual	64,708.80	67,953.60	71,344.00	74,921.60	78,665.60	82,596.80	86,736.00	88,899.20	91,124.80
			Monthly	5,392.40	5,662.80	5,945.33	6,243.47	6,555.47	6,883.07	7,228.00	7,408.27	7,593.73
			Hourly	31.1100	32.6700	34.3000	36.0200	37.8200	39.7100	41.7000	42.7400	43.8100
Senior Planner	PAM	C27	Annual	91,062.40	95,617.60	100,401.60	105,414.40	110,676.80	116,209.60	122,012.80	125,070.40	128,190.40
			Monthly	7,588.53	7,968.13	8,366.80	8,784.53	9,223.07	9,684.13	10,167.73	10,422.53	10,682.53
			Hourly	43.7800	45.9700	48.2700	50.6800	53.2100	55.8700	58.6600	60.1300	61.6300
Senior Risk Analyst	PAM	C27	Annual	91,062.40	95,617.60	100,401.60	105,414.40	110,676.80	116,209.60	122,012.80	125,070.40	128,190.40
			Monthly	7,588.53	7,968.13	8,366.80	8,784.53	9,223.07	9,684.13	10,167.73	10,422.53	10,682.53
			Hourly	43.7800	45.9700	48.2700	50.6800	53.2100	55.8700	58.6600	60.1300	61.6300
Senior Telecommunications Technician	NE	C22	Annual	71,344.00	74,921.60	78,665.60	82,596.80	86,736.00	91,083.20	95,638.40	98,030.40	100,484.80
			Monthly	5,945.33	6,243.47	6,555.47	6,883.07	7,228.00	7,590.27	7,969.87	8,169.20	8,373.73
			Hourly	34.3000	36.0200	37.8200	39.7100	41.7000	43.7900	45.9800	47.1300	48.3100
Senior Traffic Signal Technician	PAM	C23	Annual	74,921.60	78,665.60	82,596.80	86,736.00	91,083.20	95,638.40	100,422.40	102,939.20	105,518.40
			Monthly	6,243.47	6,555.47	6,883.07	7,228.00	7,590.27	7,969.87	8,368.53	8,578.27	8,793.20
			Hourly	36.0200	37.8200	39.7100	41.7000	43.7900	45.9800	48.2800	49.4900	50.7300
Special Districts Division Manager	DMG	C34	Annual	137,488.00	144,372.80	151,590.40	159,161.60	167,128.00	175,489.60	184,267.20	188,864.00	193,585.60
			Monthly	11,457.33	12,031.07	12,632.53	13,263.47	13,927.33	14,624.13	15,355.60	15,738.67	16,132.13
			Hourly	66.1000	69.4100	72.8800	76.5200	80.3500	84.3700	88.5900	90.8000	93.0700
Special Events & Facilities Division Manager	DMG	C30	Annual	105,414.40	110,676.80	116,209.60	122,012.80	128,107.20	134,513.60	141,232.00	144,768.00	148,387.20
			Monthly	8,784.53	9,223.07	9,684.13	10,167.73	10,675.60	11,209.47	11,769.33	12,064.00	12,365.60
			Hourly	50.6800	53.2100	55.8700	58.6600	61.5900	64.6700	67.9000	69.6000	71.3400
Storekeeper	NE	C14	Annual	48,297.60	50,710.40	53,248.00	55,910.40	58,697.60	61,630.40	64,708.80	66,331.20	67,995.20
			Monthly	4,024.80	4,225.87	4,437.33	4,659.20	4,891.47	5,135.87	5,392.40	5,527.60	5,666.27
			Hourly	23.2200	24.3800	25.6000	26.8800	28.2200	29.6300	31.1100	31.8900	32.6900
Strategic Initiatives Manager	DMG	C34	Annual	137,488.00	144,372.80	151,590.40	159,161.60	167,128.00	175,489.60	184,267.20	188,864.00	193,585.60
			Monthly	11,457.33	12,031.07	12,632.53	13,263.47	13,927.33	14,624.13	15,355.60	15,738.67	16,132.13
			Hourly	66.1000	69.4100	72.8800	76.5200	80.3500	84.3700	88.5900	90.8000	93.0700
Street Maintenance Supervisor	PAM	C25	Annual	82,596.80	86,736.00	91,083.20	95,638.40	100,422.40	105,435.20	110,697.60	113,464.00	116,292.80
			Monthly	6,883.07	7,228.00	7,590.27	7,969.87	8,368.53	8,786.27	9,224.80	9,455.33	9,691.07
			Hourly	39.7100	41.7000	43.7900	45.9800	48.2800	50.6900	53.2200	54.5500	55.9100

Attachment: CSD Resolution 2024-XX [Revision 1] (6505 : FY23/24 MID-YEAR OPERATING & CIP BUDGET

CITY OF MORENO VALLEY
SALARY SCALE - CAREER POSITIONS
EFFECTIVE 02/06/2024

TITLE	GRP	GRADE										
			A	B	C	D	E	F	G	H	I	
				5.0%	5.0%	5.0%	5.0%	5.0%	5.0%	5.0%	2.5%	2.5%
Telecommunications Engineer/Administrator	PAM	C29	Annual	100,380.80	105,393.60	110,656.00	116,188.80	121,992.00	128,086.40	134,492.80	137,862.40	141,315.20
			Monthly	8,365.07	8,782.80	9,221.33	9,682.40	10,166.00	10,673.87	11,207.73	11,488.53	11,776.27
			Hourly	48.2600	50.6700	53.2000	55.8600	58.6500	61.5800	64.6600	66.2800	67.9400
Telecommunications Technician	NE	C20	Annual	64,708.80	67,953.60	71,344.00	74,921.60	78,665.60	82,596.80	86,736.00	88,899.20	91,124.80
			Monthly	5,392.40	5,662.80	5,945.33	6,243.47	6,555.47	6,883.07	7,228.00	7,408.27	7,593.73
			Hourly	31.1100	32.6700	34.3000	36.0200	37.8200	39.7100	41.7000	42.7400	43.8100
Traffic Operations Supervisor	PAM	C26	Annual	86,715.20	91,041.60	95,596.80	100,380.80	105,393.60	110,656.00	116,188.80	119,100.80	122,075.20
			Monthly	7,226.27	7,586.80	7,966.40	8,365.07	8,782.80	9,221.33	9,682.40	9,925.07	10,172.93
			Hourly	41.6900	43.7700	45.9600	48.2600	50.6700	53.2000	55.8600	57.2600	58.6900
Traffic Signal Technician	NE	C22	Annual	71,344.00	74,921.60	78,665.60	82,596.80	86,736.00	91,083.20	95,638.40	98,030.40	100,484.80
			Monthly	5,945.33	6,243.47	6,555.47	6,883.07	7,228.00	7,590.27	7,969.87	8,169.20	8,373.73
			Hourly	34.3000	36.0200	37.8200	39.7100	41.7000	43.7900	45.9800	47.1300	48.3100
Traffic Sign/Marking Technician I	NE	C13	Annual	45,988.80	48,297.60	50,710.40	53,248.00	55,910.40	58,697.60	61,630.40	63,169.60	64,750.40
			Monthly	3,832.40	4,024.80	4,225.87	4,437.33	4,659.20	4,891.47	5,135.87	5,264.13	5,395.87
			Hourly	22.1100	23.2200	24.3800	25.6000	26.8800	28.2200	29.6300	30.3700	31.1300
Traffic Sign/Marking Technician II	NE	C15	Annual	50,710.40	53,248.00	55,910.40	58,697.60	61,630.40	64,708.80	67,953.60	69,659.20	71,406.40
			Monthly	4,225.87	4,437.33	4,659.20	4,891.47	5,135.87	5,392.40	5,662.80	5,804.93	5,950.53
			Hourly	24.3800	25.6000	26.8800	28.2200	29.6300	31.1100	32.6700	33.4900	34.3300
Utility Finance Manager	PAM	C28	Annual	95,617.60	100,401.60	105,414.40	110,676.80	116,209.60	122,012.80	128,107.20	131,310.40	134,596.80
			Monthly	7,968.13	8,366.80	8,784.53	9,223.07	9,684.13	10,167.73	10,675.60	10,942.53	11,216.40
			Hourly	45.9700	48.2700	50.6800	53.2100	55.8700	58.6600	61.5900	63.1300	64.7100
Vehicle/Equipment Technician	NE	C17	Annual	55,910.40	58,697.60	61,630.40	64,708.80	67,953.60	71,344.00	74,921.60	76,793.60	78,707.20
			Monthly	4,659.20	4,891.47	5,135.87	5,392.40	5,662.80	5,945.33	6,243.47	6,399.47	6,558.93
			Hourly	26.8800	28.2200	29.6300	31.1100	32.6700	34.3000	36.0200	36.9200	37.8400

Attachment: CSD Resolution 2024-XX [Revision 1] (6505 : FY23/24 MID-YEAR OPERATING & CIP BUDGET

CITY OF MORENO VALLEY
SALARY SCALE - CAREER POSITIONS
EFFECTIVE 07/06/2024

TITLE	GRP	GRADE										
				A	B	C	D	E	F	G	H	I
				5.0%		5.0%	5.0%	5.0%	5.0%	5.0%	2.5%	2.5%
Accountant I	NE	C22	Annual	75,628.80	79,414.40	83,387.20	87,547.20	91,915.20	96,512.00	101,337.60	103,875.20	106,475.20
			Monthly	6,302.40	6,617.87	6,948.93	7,295.60	7,659.60	8,042.67	8,444.80	8,656.27	8,872.93
			Hourly	36.3600	38.1800	40.0900	42.0900	44.1900	46.4000	48.7200	49.9400	51.1900
Accountant II	PAM	C24	Annual	83,387.20	87,547.20	91,915.20	96,512.00	101,337.60	106,412.80	111,737.60	114,524.80	117,395.20
			Monthly	6,948.93	7,295.60	7,659.60	8,042.67	8,444.80	8,867.73	9,311.47	9,543.73	9,782.93
			Hourly	40.0900	42.0900	44.1900	46.4000	48.7200	51.1600	53.7200	55.0600	56.4400
Accounting Assistant	NE	C14	Annual	51,209.60	53,768.00	56,451.20	59,280.00	62,254.40	65,374.40	68,640.00	70,366.40	72,134.40
			Monthly	4,267.47	4,480.67	4,704.27	4,940.00	5,187.87	5,447.87	5,720.00	5,863.87	6,011.20
			Hourly	24.6200	25.8500	27.1400	28.5000	29.9300	31.4300	33.0000	33.8300	34.6800
Accounting Technician	NE	C17	Annual	59,280.00	62,254.40	65,374.40	68,640.00	72,072.00	75,670.40	79,456.00	81,452.80	83,491.20
			Monthly	4,940.00	5,187.87	5,447.87	5,720.00	6,006.00	6,305.87	6,621.33	6,787.73	6,957.60
			Hourly	28.5000	29.9300	31.4300	33.0000	34.6500	36.3800	38.2000	39.1600	40.1400
Accounts Payable Supervisor	NE	C22	Annual	75,628.80	79,414.40	83,387.20	87,547.20	91,915.20	96,512.00	101,337.60	103,875.20	106,475.20
			Monthly	6,302.40	6,617.87	6,948.93	7,295.60	7,659.60	8,042.67	8,444.80	8,656.27	8,872.93
			Hourly	36.3600	38.1800	40.0900	42.0900	44.1900	46.4000	48.7200	49.9400	51.1900
Administrative Assistant	NE	C16	Annual	56,451.20	59,280.00	62,254.40	65,374.40	68,640.00	72,072.00	75,670.40	77,563.20	79,497.60
			Monthly	4,704.27	4,940.00	5,187.87	5,447.87	5,720.00	6,006.00	6,305.87	6,463.60	6,624.80
			Hourly	27.1400	28.5000	29.9300	31.4300	33.0000	34.6500	36.3800	37.2900	38.2200
Animal Care Technician	NE	C11	Annual	44,241.60	46,446.40	48,776.00	51,209.60	53,768.00	56,451.20	59,280.00	60,756.80	62,275.20
			Monthly	3,686.80	3,870.53	4,064.67	4,267.47	4,480.67	4,704.27	4,940.00	5,063.07	5,189.60
			Hourly	21.2700	22.3300	23.4500	24.6200	25.8500	27.1400	28.5000	29.2100	29.9400
Animal Care Technician Supervisor	PAM	C21	Annual	72,051.20	75,649.60	79,435.20	83,408.00	87,588.80	91,977.60	96,574.40	98,987.20	101,462.40
			Monthly	6,004.27	6,304.13	6,619.60	6,950.67	7,299.07	7,664.80	8,047.87	8,248.93	8,455.20
			Hourly	34.6400	36.3700	38.1900	40.1000	42.1100	44.2200	46.4300	47.5900	48.7800
Animal Control Officer	NE	C15	Annual	53,768.00	56,451.20	59,280.00	62,254.40	65,374.40	68,640.00	72,072.00	73,881.60	75,732.80
			Monthly	4,480.67	4,704.27	4,940.00	5,187.87	5,447.87	5,720.00	6,006.00	6,156.80	6,311.07
			Hourly	25.8500	27.1400	28.5000	29.9300	31.4300	33.0000	34.6500	35.5200	36.4100
Animal Rescue Coordinator	NE	C11	Annual	44,241.60	46,446.40	48,776.00	51,209.60	53,768.00	56,451.20	59,280.00	60,756.80	62,275.20
			Monthly	3,686.80	3,870.53	4,064.67	4,267.47	4,480.67	4,704.27	4,940.00	5,063.07	5,189.60
			Hourly	21.2700	22.3300	23.4500	24.6200	25.8500	27.1400	28.5000	29.2100	29.9400
Animal Services Assistant	NE	C10	Annual	42,120.00	44,220.80	46,425.60	48,755.20	51,188.80	53,747.20	56,430.40	57,844.80	59,300.80
			Monthly	3,510.00	3,685.07	3,868.80	4,062.93	4,265.73	4,478.93	4,702.53	4,820.40	4,941.73
			Hourly	20.2500	21.2600	22.3200	23.4400	24.6100	25.8400	27.1300	27.8100	28.5100
Animal Services Dispatcher	NE	C10	Annual	42,120.00	44,220.80	46,425.60	48,755.20	51,188.80	53,747.20	56,430.40	57,844.80	59,300.80
			Monthly	3,510.00	3,685.07	3,868.80	4,062.93	4,265.73	4,478.93	4,702.53	4,820.40	4,941.73
			Hourly	20.2500	21.2600	22.3200	23.4400	24.6100	25.8400	27.1300	27.8100	28.5100
Animal Services Division Manager	DMG	C30	Annual	111,758.40	117,353.60	123,219.20	129,376.00	135,844.80	142,646.40	149,780.80	153,524.80	157,372.80
			Monthly	9,313.20	9,779.47	10,268.27	10,781.33	11,320.40	11,887.20	12,481.73	12,793.73	13,114.40
			Hourly	53.7300	56.4200	59.2400	62.2000	65.3100	68.5800	72.0100	73.8100	75.6600

Attachment: CSD Resolution 2024-XX [Revision 1] (6505 : FY23/24 MID-YEAR OPERATING & CIP BUDGET

CITY OF MORENO VALLEY
SALARY SCALE - CAREER POSITIONS
EFFECTIVE 07/06/2024

TITLE	GRP	GRADE										
				A	B	C	D	E	F	G	H	I
				5.0%	5.0%	5.0%	5.0%	5.0%	5.0%	2.5%	2.5%	
Animal Services Field Supervisor	PAM	C22	Annual	75,628.80	79,414.40	83,387.20	87,547.20	91,915.20	96,512.00	101,337.60	103,875.20	106,475.20
			Monthly	6,302.40	6,617.87	6,948.93	7,295.60	7,659.60	8,042.67	8,444.80	8,656.27	8,872.93
			Hourly	36.3600	38.1800	40.0900	42.0900	44.1900	46.4000	48.7200	49.9400	51.1900
Animal Services License Inspector	NE	C11	Annual	44,241.60	46,446.40	48,776.00	51,209.60	53,768.00	56,451.20	59,280.00	60,756.80	62,275.20
			Monthly	3,686.80	3,870.53	4,064.67	4,267.47	4,480.67	4,704.27	4,940.00	5,063.07	5,189.60
			Hourly	21.2700	22.3300	23.4500	24.6200	25.8500	27.1400	28.5000	29.2100	29.9400
Animal Services Office Supervisor	PAM	C21	Annual	72,051.20	75,649.60	79,435.20	83,408.00	87,588.80	91,977.60	96,574.40	98,987.20	101,462.40
			Monthly	6,004.27	6,304.13	6,619.60	6,950.67	7,299.07	7,664.80	8,047.87	8,248.93	8,455.20
			Hourly	34.6400	36.3700	38.1900	40.1000	42.1100	44.2200	46.4300	47.5900	48.7800
Applications & Database Administrator	PAM	C29	Annual	106,412.80	111,737.60	117,332.80	123,198.40	129,355.20	135,824.00	142,625.60	146,182.40	148,843.20
			Monthly	8,867.73	9,311.47	9,777.73	10,266.53	10,779.60	11,318.67	11,885.47	12,181.87	12,486.93
			Hourly	51.1600	53.7200	56.4100	59.2300	62.1900	65.3000	68.5700	70.2800	72.0400
Applications Analyst	PAM	C25	Annual	87,568.00	91,956.80	96,553.60	101,379.20	106,454.40	111,779.20	117,374.40	120,307.20	123,323.20
			Monthly	7,297.33	7,663.07	8,046.13	8,448.27	8,871.20	9,314.93	9,781.20	10,025.60	10,276.93
			Hourly	42.1000	44.2100	46.4200	48.7400	51.1800	53.7400	56.4300	57.8400	59.2900
Assistant to the City Manager	PAM	C24	Annual	83,387.20	87,547.20	91,915.20	96,512.00	101,337.60	106,412.80	111,737.60	114,524.80	117,395.20
			Monthly	6,948.93	7,295.60	7,659.60	8,042.67	8,444.80	8,867.73	9,311.47	9,543.73	9,782.93
			Hourly	40.0900	42.0900	44.1900	46.4000	48.7200	51.1600	53.7200	55.0600	56.4400
Assistant Crossing Guard Supervisor	NE	C05	Annual	38,209.60	38,209.60	40,123.20	42,120.00	42,120.00	44,220.80	44,220.80	46,425.60	46,425.60
			Monthly	3,184.13	3,184.13	3,343.60	3,510.00	3,510.00	3,685.07	3,685.07	3,868.80	3,868.80
			Hourly	18.3700	19.2900	19.2900	20.2500	20.2500	21.2600	21.2600	22.3200	22.3200
Assistant Engineer	PAM	C25	Annual	87,568.00	91,956.80	96,553.60	101,379.20	106,454.40	111,779.20	117,374.40	120,307.20	123,323.20
			Monthly	7,297.33	7,663.07	8,046.13	8,448.27	8,871.20	9,314.93	9,781.20	10,025.60	10,276.93
			Hourly	42.1000	44.2100	46.4200	48.7400	51.1800	53.7400	56.4300	57.8400	59.2900
Assistant Network Administrator	PAM	C26	Annual	91,936.00	96,532.80	101,358.40	106,433.60	111,758.40	117,353.60	123,219.20	126,297.60	129,459.20
			Monthly	7,661.33	8,044.40	8,446.53	8,869.47	9,313.20	9,779.47	10,268.27	10,524.80	10,788.27
			Hourly	44.2000	46.4100	48.7300	51.1700	53.7300	56.4200	59.2400	60.7200	62.2400
Associate Engineer I	PAM	C28	Annual	101,358.40	106,433.60	111,758.40	117,353.60	123,219.20	129,376.00	135,844.80	139,235.20	142,708.80
			Monthly	8,446.53	8,869.47	9,313.20	9,779.47	10,268.27	10,781.33	11,320.40	11,602.93	11,892.40
			Hourly	48.7300	51.1700	53.7300	56.4200	59.2400	62.2000	65.3100	66.9400	68.6100
Associate Engineer II	PAM	C29	Annual	106,412.80	111,737.60	117,332.80	123,198.40	129,355.20	135,824.00	142,625.60	146,182.40	148,843.20
			Monthly	8,867.73	9,311.47	9,777.73	10,266.53	10,779.60	11,318.67	11,885.47	12,181.87	12,486.93
			Hourly	51.1600	53.7200	56.4100	59.2300	62.1900	65.3000	68.5700	70.2800	72.0400
Associate Planner	PAM	C25	Annual	87,568.00	91,956.80	96,553.60	101,379.20	106,454.40	111,779.20	117,374.40	120,307.20	123,323.20
			Monthly	7,297.33	7,663.07	8,046.13	8,448.27	8,871.20	9,314.93	9,781.20	10,025.60	10,276.93
			Hourly	42.1000	44.2100	46.4200	48.7400	51.1800	53.7400	56.4300	57.8400	59.2900
Audio Visual Technician	NE	C18	Annual	62,233.60	65,353.60	68,619.20	72,051.20	75,649.60	79,435.20	83,408.00	85,488.00	87,630.40
			Monthly	5,186.13	5,446.13	5,718.27	6,004.27	6,304.13	6,619.60	6,950.67	7,124.00	7,302.53
			Hourly	29.9200	31.4200	32.9900	34.6400	36.3700	38.1900	40.1000	41.1000	42.1300

Attachment: CSD Resolution 2024-XX [Revision 1] (6505 : FY23/24 MID-YEAR OPERATING & CIP BUDGET

CITY OF MORENO VALLEY
SALARY SCALE - CAREER POSITIONS
EFFECTIVE 07/06/2024

TITLE	GRP	GRADE										
				A	B	C	D	E	F	G	H	I
				5.0%		5.0%	5.0%	5.0%	5.0%	5.0%	2.5%	2.5%
Banquet Facility Representative	PAM	C19	Annual	65,332.80	68,598.40	72,030.40	75,628.80	79,414.40	83,387.20	87,547.20	89,731.20	91,977.60
			Monthly	5,444.40	5,716.53	6,002.53	6,302.40	6,617.87	6,948.93	7,295.60	7,477.60	7,664.80
			Hourly	31.4100	32.9800	34.6300	36.3600	38.1800	40.0900	42.0900	43.1400	44.2200
Building Division Manager/Official	DMG	C34	Annual	145,745.60	153,025.60	160,680.00	168,708.80	177,153.60	186,014.40	195,312.00	200,200.00	205,212.80
			Monthly	12,145.47	12,752.13	13,390.00	14,059.07	14,762.80	15,501.20	16,276.00	16,683.33	17,101.07
			Hourly	70.0700	73.5700	77.2500	81.1100	85.1700	89.4300	93.9000	96.2500	98.6600
Building Inspector II	NE	C24	Annual	83,387.20	87,547.20	91,915.20	96,512.00	101,337.60	106,412.80	111,737.60	114,524.80	117,395.20
			Monthly	6,948.93	7,295.60	7,659.60	8,042.67	8,444.80	8,867.73	9,311.47	9,543.73	9,782.93
			Hourly	40.0900	42.0900	44.1900	46.4000	48.7200	51.1600	53.7200	55.0600	56.4400
Building Safety Supervisor	PAM	C27	Annual	96,532.80	101,358.40	106,433.60	111,758.40	117,353.60	123,219.20	129,376.00	132,620.80	135,928.00
			Monthly	8,044.40	8,446.53	8,869.47	9,313.20	9,779.47	10,268.27	10,781.33	11,051.73	11,327.33
			Hourly	46.4100	48.7300	51.1700	53.7300	56.4200	59.2400	62.2000	63.7600	65.3500
Business License Liaison	NE	C16	Annual	56,451.20	59,280.00	62,254.40	65,374.40	68,640.00	72,072.00	75,670.40	77,563.20	79,497.60
			Monthly	4,704.27	4,940.00	5,187.87	5,447.87	5,720.00	6,006.00	6,305.87	6,463.60	6,624.80
			Hourly	27.1400	28.5000	29.9300	31.4300	33.0000	34.6500	36.3800	37.2900	38.2200
Child Care Assistant	GRA	CC09	Annual	36,628.80	2,204.80	38,833.60	38,833.60	47,195.20	49,545.60	52,020.80	54,620.80	57,345.60
			Monthly	3,052.40	183.73	3,236.13	3,236.13	3,932.93	4,128.80	4,335.07	4,551.73	4,778.80
			Hourly	18.6700	19.6000	20.5800	21.6100	22.6900	23.8200	25.0100	26.2600	27.5700
Child Care Instructor II	GRA	CC11	Annual	41,953.60	44,054.40	46,259.20	48,568.00	51,001.60	53,560.00	56,243.20	57,657.60	59,092.80
			Monthly	3,496.13	3,671.20	3,854.93	4,047.33	4,250.13	4,463.33	4,686.93	4,804.80	4,924.40
			Hourly	20.1700	21.1800	22.2400	23.3500	24.5200	25.7500	27.0400	27.7200	28.4100
Child Care Program Manager	PAM	C19	Annual	65,332.80	68,598.40	72,030.40	75,628.80	79,414.40	83,387.20	87,547.20	89,731.20	91,977.60
			Monthly	5,444.40	5,716.53	6,002.53	6,302.40	6,617.87	6,948.93	7,295.60	7,477.60	7,664.80
			Hourly	31.4100	32.9800	34.6300	36.3600	38.1800	40.0900	42.0900	43.1400	44.2200
Child Care Site Supervisor	GRA	C15	Annual	53,768.00	56,451.20	59,280.00	62,254.40	65,374.40	68,640.00	72,072.00	73,881.60	75,732.80
			Monthly	4,480.67	4,704.27	4,940.00	5,187.87	5,447.87	5,720.00	6,006.00	6,156.80	6,311.07
			Hourly	25.8500	27.1400	28.5000	29.9300	31.4300	33.0000	34.6500	35.5200	36.4100
Community Enhancement Division Manager	DMG	C30	Annual	111,758.40	117,353.60	123,219.20	129,376.00	135,844.80	142,646.40	149,780.80	153,524.80	157,372.80
			Monthly	9,313.20	9,779.47	10,268.27	10,781.33	11,320.40	11,887.20	12,481.73	12,793.73	13,114.40
			Hourly	53.7300	56.4200	59.2400	62.2000	65.3100	68.5800	72.0100	73.8100	75.6600
Community Enhancement Officer I	NE	C18	Annual	62,233.60	65,353.60	68,619.20	72,051.20	75,649.60	79,435.20	83,408.00	85,488.00	87,630.40
			Monthly	5,186.13	5,446.13	5,718.27	6,004.27	6,304.13	6,619.60	6,950.67	7,124.00	7,302.53
			Hourly	29.9200	31.4200	32.9900	34.6400	36.3700	38.1900	40.1000	41.1000	42.1300
Community Enhancement Officer II	NE	C20	Annual	68,598.40	72,030.40	75,628.80	79,414.40	83,387.20	87,547.20	91,915.20	94,203.20	96,553.60
			Monthly	5,716.53	6,002.53	6,302.40	6,617.87	6,948.93	7,295.60	7,659.60	7,850.27	8,046.13
			Hourly	32.9800	34.6300	36.3600	38.1800	40.0900	42.0900	44.1900	45.2900	46.4200
Community Enhancement Supervisor	PAM	C23	Annual	79,435.20	83,408.00	87,588.80	91,977.60	96,574.40	101,400.00	106,475.20	109,137.60	111,862.40
			Monthly	6,619.60	6,950.67	7,299.07	7,664.80	8,047.87	8,450.00	8,872.93	9,094.80	9,321.87
			Hourly	38.1900	40.1000	42.1100	44.2200	46.4300	48.7500	51.1900	52.4700	53.7800

Attachment: CSD Resolution 2024-XX [Revision 1] (6505 : FY23/24 MID-YEAR OPERATING & CIP BUDGET

CITY OF MORENO VALLEY
SALARY SCALE - CAREER POSITIONS
EFFECTIVE 07/06/2024

TITLE	GRP	GRADE										
				A	B	C	D	E	F	G	H	I
				5.0%		5.0%	5.0%	5.0%	5.0%	5.0%	2.5%	2.5%
Community Services Assistant Coordinator	NE	C08	Annual	38,209.60	40,123.20	42,120.00	44,220.80	46,425.60	48,755.20	51,188.80	52,478.40	53,788.80
			Monthly	3,184.13	3,343.60	3,510.00	3,685.07	3,868.80	4,062.93	4,265.73	4,373.20	4,482.40
			Hourly	18.3700	19.2900	20.2500	21.2600	22.3200	23.4400	24.6100	25.2300	25.8600
Community Services Coordinator	NE	C10	Annual	42,120.00	44,220.80	46,425.60	48,755.20	51,188.80	53,747.20	56,430.40	57,844.80	59,300.80
			Monthly	3,510.00	3,685.07	3,868.80	4,062.93	4,265.73	4,478.93	4,702.53	4,820.40	4,941.73
			Hourly	20.2500	21.2600	22.3200	23.4400	24.6100	25.8400	27.1300	27.8100	28.5100
Community Services Division Manager	DMG	C30	Annual	111,758.40	117,353.60	123,219.20	129,376.00	135,844.80	142,646.40	149,780.80	153,524.80	157,372.80
			Monthly	9,313.20	9,779.47	10,268.27	10,781.33	11,320.40	11,887.20	12,481.73	12,793.73	13,114.40
			Hourly	53.7300	56.4200	59.2400	62.2000	65.3100	68.5800	72.0100	73.8100	75.6600
Community Services Supervisor	PAM	C19	Annual	65,332.80	68,598.40	72,030.40	75,628.80	79,414.40	83,387.20	87,547.20	89,731.20	91,977.60
			Monthly	5,444.40	5,716.53	6,002.53	6,302.40	6,617.87	6,948.93	7,295.60	7,477.60	7,664.80
			Hourly	31.4100	32.9800	34.6300	36.3600	38.1800	40.0900	42.0900	43.1400	44.2200
Construction Inspector	NE	C22	Annual	75,628.80	79,414.40	83,387.20	87,547.20	91,915.20	96,512.00	101,337.60	103,875.20	106,475.20
			Monthly	6,302.40	6,617.87	6,948.93	7,295.60	7,659.60	8,042.67	8,444.80	8,656.27	8,872.93
			Hourly	36.3600	38.1800	40.0900	42.0900	44.1900	46.4000	48.7200	49.9400	51.1900
Construction Inspector Supervisor	PAM	C25	Annual	87,568.00	91,956.80	96,553.60	101,379.20	106,454.40	111,779.20	117,374.40	120,307.20	123,323.20
			Monthly	7,297.33	7,663.07	8,046.13	8,448.27	8,871.20	9,314.93	9,781.20	10,025.60	10,276.93
			Hourly	42.1000	44.2100	46.4200	48.7400	51.1800	53.7400	56.4300	57.8400	59.2900
Crossing Guard Supervisor	NE	C07	Annual	38,209.60	40,123.20	42,120.00	44,220.80	46,425.60	48,755.20	51,188.80	52,478.40	53,788.80
			Monthly	3,184.13	3,343.60	3,510.00	3,685.07	3,868.80	4,062.93	4,265.73	4,373.20	4,482.40
			Hourly	18.3700	19.2900	20.2500	21.2600	22.3200	23.4400	24.6100	25.2300	25.8600
Customer Service Manager	PAM	C26	Annual	91,936.00	96,532.80	101,358.40	106,433.60	111,758.40	117,353.60	123,219.20	126,297.60	129,459.20
			Monthly	7,661.33	8,044.40	8,446.53	8,869.47	9,313.20	9,779.47	10,268.27	10,524.80	10,788.27
			Hourly	44.2000	46.4100	48.7300	51.1700	53.7300	56.4200	59.2400	60.7200	62.2400
Deputy City Clerk	NE	C17	Annual	59,280.00	62,254.40	65,374.40	68,640.00	72,072.00	75,670.40	79,456.00	81,452.80	83,491.20
			Monthly	4,940.00	5,187.87	5,447.87	5,720.00	6,006.00	6,305.87	6,621.33	6,787.73	6,957.60
			Hourly	28.5000	29.9300	31.4300	33.0000	34.6500	36.3800	38.2000	39.1600	40.1400
Deputy City Manager	DMG	C30	Annual	111,758.40	117,353.60	123,219.20	129,376.00	135,844.80	142,646.40	149,780.80	153,524.80	157,372.80
			Monthly	9,313.20	9,779.47	10,268.27	10,781.33	11,320.40	11,887.20	12,481.73	12,793.73	13,114.40
			Hourly	53.7300	56.4200	59.2400	62.2000	65.3100	68.5800	72.0100	73.8100	75.6600
Deputy Compliance Director	DMG	C35	Annual	153,046.40	160,700.80	168,729.60	177,174.40	186,035.20	195,332.80	205,108.80	210,246.40	215,508.80
			Monthly	12,753.87	13,391.73	14,060.80	14,764.53	15,502.93	16,277.73	17,092.40	17,520.53	17,959.07
			Hourly	73.5800	77.2600	81.1200	85.1800	89.4400	93.9100	98.6100	101.0800	103.6100
Deputy Finance Director	DMG	C34	Annual	145,745.60	153,025.60	160,680.00	168,708.80	177,153.60	186,014.40	195,312.00	200,200.00	205,212.80
			Monthly	12,145.47	12,752.13	13,390.00	14,059.07	14,762.80	15,501.20	16,276.00	16,683.33	17,101.07
			Hourly	70.0700	73.5700	77.2500	81.1100	85.1700	89.4300	93.9000	96.2500	98.6600
Economic Development Division Manager	DMG	C30	Annual	111,758.40	117,353.60	123,219.20	129,376.00	135,844.80	142,646.40	149,780.80	153,524.80	157,372.80
			Monthly	9,313.20	9,779.47	10,268.27	10,781.33	11,320.40	11,887.20	12,481.73	12,793.73	13,114.40
			Hourly	53.7300	56.4200	59.2400	62.2000	65.3100	68.5800	72.0100	73.8100	75.6600

Attachment: CSD Resolution 2024-XX [Revision 1] (6505 : FY23/24 MID-YEAR OPERATING & CIP BUDGET

CITY OF MORENO VALLEY
SALARY SCALE - CAREER POSITIONS
EFFECTIVE 07/06/2024

TITLE	GRP	GRADE										
				A	B	C	D	E	F	G	H	I
				5.0%		5.0%	5.0%	5.0%	5.0%	5.0%	2.5%	2.5%
Electric Utility Assistant Manager	PAM	C34	Annual	145,745.60	153,025.60	160,680.00	168,708.80	177,153.60	186,014.40	195,312.00	200,200.00	205,212.80
			Monthly	12,145.47	12,752.13	13,390.00	14,059.07	14,762.80	15,501.20	16,276.00	16,683.33	17,101.07
			Hourly	70.0700	73.5700	77.2500	81.1100	85.1700	89.4300	93.9000	96.2500	98.6600
Electric Utility Division Manager	DMG	C36	Annual	168,438.40	176,862.40	185,702.40	194,979.20	204,734.40	214,968.00	225,721.60	231,358.40	237,140.80
			Monthly	14,036.53	14,738.53	15,475.20	16,248.27	17,061.20	17,914.00	18,810.13	19,279.87	19,761.73
			Hourly	80.9800	85.0300	89.2800	93.7400	98.4300	103.3500	108.5200	111.2300	114.0100
Electric Utility Program Coordinator	PAM	C27	Annual	96,532.80	101,358.40	106,433.60	111,758.40	117,353.60	123,219.20	129,376.00	132,620.80	135,928.00
			Monthly	8,044.40	8,446.53	8,869.47	9,313.20	9,779.47	10,268.27	10,781.33	11,051.73	11,327.33
			Hourly	46.4100	48.7300	51.1700	53.7300	56.4200	59.2400	62.2000	63.7600	65.3500
Emergency Management Coordinator	PAM	C22	Annual	75,628.80	79,414.40	83,387.20	87,547.20	91,915.20	96,512.00	101,337.60	103,875.20	106,475.20
			Monthly	6,302.40	6,617.87	6,948.93	7,295.60	7,659.60	8,042.67	8,444.80	8,656.27	8,872.93
			Hourly	36.3600	38.1800	40.0900	42.0900	44.1900	46.4000	48.7200	49.9400	51.1900
Emergency Management & Volunteer Services Program Manager	DMG	C30	Annual	111,758.40	117,353.60	123,219.20	129,376.00	135,844.80	142,646.40	149,780.80	153,524.80	157,372.80
			Monthly	9,313.20	9,779.47	10,268.27	10,781.33	11,320.40	11,887.20	12,481.73	12,793.73	13,114.40
			Hourly	53.7300	56.4200	59.2400	62.2000	65.3100	68.5800	72.0100	73.8100	75.6600
Engineering Division Manager/Assistant City Engineer	DMG	C34	Annual	145,745.60	153,025.60	160,680.00	168,708.80	177,153.60	186,014.40	195,312.00	200,200.00	205,212.80
			Monthly	12,145.47	12,752.13	13,390.00	14,059.07	14,762.80	15,501.20	16,276.00	16,683.33	17,101.07
			Hourly	70.0700	73.5700	77.2500	81.1100	85.1700	89.4300	93.9000	96.2500	98.6600
Enterprise Systems Administrator	PAM	C31	Annual	117,332.80	123,198.40	129,355.20	135,824.00	142,625.60	149,760.00	157,248.00	161,179.20	165,214.40
			Monthly	9,777.73	10,266.53	10,779.60	11,318.67	11,885.47	12,480.00	13,104.00	13,431.60	13,767.87
			Hourly	56.4100	59.2300	62.1900	65.3000	68.5700	72.0000	75.6000	77.4900	79.4300
Equipment Operator	NE	C17	Annual	59,280.00	62,254.40	65,374.40	68,640.00	72,072.00	75,670.40	79,456.00	81,452.80	83,491.20
			Monthly	4,940.00	5,187.87	5,447.87	5,720.00	6,006.00	6,305.87	6,621.33	6,787.73	6,957.60
			Hourly	28.5000	29.9300	31.4300	33.0000	34.6500	36.3800	38.2000	39.1600	40.1400
Executive Assistant I	NE	C19	Annual	65,332.80	68,598.40	72,030.40	75,628.80	79,414.40	83,387.20	87,547.20	89,731.20	91,977.80
			Monthly	5,444.40	5,716.53	6,002.53	6,302.40	6,617.87	6,948.93	7,295.60	7,477.60	7,664.80
			Hourly	31.4100	32.9800	34.6300	36.3600	38.1800	40.0900	42.0900	43.1400	44.2200
Executive Assistant to Mayor/City Council	DMG	C30	Annual	111,758.40	117,353.60	123,219.20	129,376.00	135,844.80	142,646.40	149,780.80	153,524.80	157,372.80
			Monthly	9,313.20	9,779.47	10,268.27	10,781.33	11,320.40	11,887.20	12,481.73	12,793.73	13,114.40
			Hourly	53.7300	56.4200	59.2400	62.2000	65.3100	68.5800	72.0100	73.8100	75.6600
Facilities Maintenance Mechanic	NE	C15	Annual	53,768.00	56,451.20	59,280.00	62,254.40	65,374.40	68,640.00	72,072.00	73,881.60	75,732.80
			Monthly	4,480.67	4,704.27	4,940.00	5,187.87	5,447.87	5,720.00	6,006.00	6,156.80	6,311.07
			Hourly	25.8500	27.1400	28.5000	29.9300	31.4300	33.0000	34.6500	35.5200	36.4100
Facilities Maintenance Worker	NE	C13	Annual	48,755.20	51,188.80	53,747.20	56,430.40	59,259.20	62,212.80	65,332.80	66,976.00	68,660.80
			Monthly	4,062.93	4,265.73	4,478.93	4,702.53	4,938.27	5,184.40	5,444.40	5,581.33	5,721.73
			Hourly	23.4400	24.6100	25.8400	27.1300	28.4900	29.9100	31.4100	32.2000	33.0100
Financial Operations Division Manager	DMG	C33	Annual	135,574.40	142,355.20	149,468.80	156,936.00	164,777.60	173,014.40	181,667.20	186,201.60	190,860.80
			Monthly	11,297.87	11,862.93	12,455.73	13,078.00	13,731.47	14,417.87	15,138.93	15,516.80	15,905.07
			Hourly	65.1800	68.4400	71.8600	75.4500	79.2200	83.1800	87.3400	89.5200	91.7600

Attachment: CSD Resolution 2024-XX [Revision 1] (6505 : FY23/24 MID-YEAR OPERATING & CIP BUDGET

CITY OF MORENO VALLEY
SALARY SCALE - CAREER POSITIONS
EFFECTIVE 07/06/2024

TITLE	GRP	GRADE										
				A	B	C	D	E	F	G	H	I
				5.0%		5.0%	5.0%	5.0%	5.0%	5.0%	2.5%	2.5%
Financial Resources Division Manager	DMG	C33	Annual	135,574.40	142,355.20	149,468.80	156,936.00	164,777.60	173,014.40	181,667.20	186,201.60	190,860.80
			Monthly	11,297.87	11,862.93	12,455.73	13,078.00	13,731.47	14,417.87	15,138.93	15,516.80	15,905.07
			Hourly	65.1800	68.4400	71.8600	75.4500	79.2200	83.1800	87.3400	89.5200	91.7600
Fleet & Facilities Division Manager	DMG	C31	Annual	117,332.80	123,198.40	129,355.20	135,824.00	142,625.60	149,760.00	157,248.00	161,179.20	165,214.40
			Monthly	9,777.73	10,266.53	10,779.60	11,318.67	11,885.47	12,480.00	13,104.00	13,431.60	13,767.87
			Hourly	56.4100	59.2300	62.1900	65.3000	68.5700	72.0000	75.6000	77.4900	79.4300
Fleet & Facilities Maintenance Supervisor	PAM	C27	Annual	96,532.80	101,358.40	106,433.60	111,758.40	117,353.60	123,219.20	129,376.00	132,620.80	135,928.00
			Monthly	8,044.40	8,446.53	8,869.47	9,313.20	9,779.47	10,268.27	10,781.33	11,051.73	11,327.33
			Hourly	46.4100	48.7300	51.1700	53.7300	56.4200	59.2400	62.2000	63.7600	65.3500
GIS Administrator	PAM	C29	Annual	106,412.80	111,737.60	117,332.80	123,198.40	129,355.20	135,824.00	142,625.60	146,182.40	149,843.20
			Monthly	8,867.73	9,311.47	9,777.73	10,266.53	10,779.60	11,318.67	11,885.47	12,181.87	12,486.93
			Hourly	51.1600	53.7200	56.4100	59.2300	62.1900	65.3000	68.5700	70.2800	72.0400
GIS Applications Analyst	PAM	C25	Annual	87,568.00	91,956.80	96,553.60	101,379.20	106,454.40	111,779.20	117,374.40	120,307.20	123,323.20
			Monthly	7,297.33	7,663.07	8,046.13	8,448.27	8,871.20	9,314.93	9,781.20	10,025.60	10,276.93
			Hourly	42.1000	44.2100	46.4200	48.7400	51.1800	53.7400	56.4300	57.8400	59.2900
GIS Specialist	NE	C21	Annual	72,051.20	75,649.60	79,435.20	83,408.00	87,588.80	91,977.60	96,574.40	98,987.20	101,462.40
			Monthly	6,004.27	6,304.13	6,619.60	6,950.67	7,299.07	7,664.80	8,047.87	8,248.93	8,455.20
			Hourly	34.6400	36.3700	38.1900	40.1000	42.1100	44.2200	46.4300	47.5900	48.7800
Grants Division Manager	DMG	C33	Annual	135,574.40	142,355.20	149,468.80	156,936.00	164,777.60	173,014.40	181,667.20	186,201.60	190,860.80
			Monthly	11,297.87	11,862.93	12,455.73	13,078.00	13,731.47	14,417.87	15,138.93	15,516.80	15,905.07
			Hourly	65.1800	68.4400	71.8600	75.4500	79.2200	83.1800	87.3400	89.5200	91.7600
Human Resources Analyst	PAM	C24	Annual	83,387.20	87,547.20	91,915.20	96,512.00	101,337.60	106,412.80	111,737.60	114,524.80	117,395.20
			Monthly	6,948.93	7,295.60	7,659.60	8,042.67	8,444.80	8,867.73	9,311.47	9,543.73	9,782.93
			Hourly	40.0900	42.0900	44.1900	46.4000	48.7200	51.1600	53.7200	55.0600	56.4400
Human Resources Division Manager	DMG	C34	Annual	145,745.60	153,025.60	160,680.00	168,708.80	177,153.60	186,014.40	195,312.00	200,200.00	205,212.80
			Monthly	12,145.47	12,752.13	13,390.00	14,059.07	14,762.80	15,501.20	16,276.00	16,683.33	17,101.07
			Hourly	70.0700	73.5700	77.2500	81.1100	85.1700	89.4300	93.9000	96.2500	98.6600
Human Resources Technician	NE	C22	Annual	75,628.80	79,414.40	83,387.20	87,547.20	91,915.20	96,512.00	101,337.60	103,875.20	106,475.20
			Monthly	6,302.40	6,617.87	6,948.93	7,295.60	7,659.60	8,042.67	8,444.80	8,656.27	8,872.93
			Hourly	36.3600	38.1800	40.0900	42.0900	44.1900	46.4000	48.7200	49.9400	51.1900
Information Technology Technician	NE	C20	Annual	68,598.40	72,030.40	75,628.80	79,414.40	83,387.20	87,547.20	91,915.20	94,203.20	96,553.60
			Monthly	5,716.53	6,002.53	6,302.40	6,617.87	6,948.93	7,295.60	7,659.60	7,850.27	8,046.13
			Hourly	32.9800	34.6300	36.3600	38.1800	40.0900	42.0900	44.1900	45.2900	46.4200
Landscape Services Inspector	NE	C18	Annual	62,233.60	65,353.60	68,619.20	72,051.20	75,649.60	79,435.20	83,408.00	85,488.00	87,630.40
			Monthly	5,186.13	5,446.13	5,718.27	6,004.27	6,304.13	6,619.60	6,950.67	7,124.00	7,302.53
			Hourly	29.9200	31.4200	32.9900	34.6400	36.3700	38.1900	40.1000	41.1000	42.1300
Lead Facilities Maintenance Worker	NE	C18	Annual	62,233.60	65,353.60	68,619.20	72,051.20	75,649.60	79,435.20	83,408.00	85,488.00	87,630.40
			Monthly	5,186.13	5,446.13	5,718.27	6,004.27	6,304.13	6,619.60	6,950.67	7,124.00	7,302.53
			Hourly	29.9200	31.4200	32.9900	34.6400	36.3700	38.1900	40.1000	41.1000	42.1300

Attachment: CSD Resolution 2024-XX [Revision 1] (6505 : FY23/24 MID-YEAR OPERATING & CIP BUDGET

CITY OF MORENO VALLEY
SALARY SCALE - CAREER POSITIONS
EFFECTIVE 07/06/2024

TITLE	GRP	GRADE										
			A	B	C	D	E	F	G	H	I	
			5.0%	5.0%	5.0%	5.0%	5.0%	5.0%	5.0%	2.5%	2.5%	
Lead Maintenance Worker	NE	C19	Annual	65,332.80	68,598.40	72,030.40	75,628.80	79,414.40	83,387.20	87,547.20	89,731.20	91,977.60
			Monthly	5,444.40	5,716.53	6,002.53	6,302.40	6,617.87	6,948.93	7,295.60	7,477.60	7,664.80
			Hourly	31.4100	32.9800	34.6300	36.3600	38.1800	40.0900	42.0900	43.1400	44.2200
Lead Parks Maintenance Worker	NE	C15	Annual	53,768.00	56,451.20	59,280.00	62,254.40	65,374.40	68,640.00	72,072.00	73,881.60	75,732.80
			Monthly	4,480.67	4,704.27	4,940.00	5,187.87	5,447.87	5,720.00	6,006.00	6,156.80	6,311.07
			Hourly	25.8500	27.1400	28.5000	29.9300	31.4300	33.0000	34.6500	35.5200	36.4100
Lead Traffic Sign/Marking Technician	NE	C18	Annual	62,233.60	65,353.60	68,619.20	72,051.20	75,649.60	79,435.20	83,408.00	85,488.00	87,630.40
			Monthly	5,186.13	5,446.13	5,718.27	6,004.27	6,304.13	6,619.60	6,950.67	7,124.00	7,302.53
			Hourly	29.9200	31.4200	32.9900	34.6400	36.3700	38.1900	40.1000	41.1000	42.1300
Lead Vehicle/Equipment Technician	NE	C19	Annual	65,332.80	68,598.40	72,030.40	75,628.80	79,414.40	83,387.20	87,547.20	89,731.20	91,977.60
			Monthly	5,444.40	5,716.53	6,002.53	6,302.40	6,617.87	6,948.93	7,295.60	7,477.60	7,664.80
			Hourly	31.4100	32.9800	34.6300	36.3600	38.1800	40.0900	42.0900	43.1400	44.2200
Maintenance & Operations Division Manager	DMG	C31	Annual	117,332.80	123,198.40	129,355.20	135,824.00	142,625.60	149,760.00	157,248.00	161,179.20	165,214.40
			Monthly	9,777.73	10,266.53	10,779.60	11,318.67	11,885.47	12,480.00	13,104.00	13,431.60	13,767.87
			Hourly	56.4100	59.2300	62.1900	65.3000	68.5700	72.0000	75.6000	77.4900	79.4300
Maintenance Worker I	NE	C12	Annual	46,446.40	48,776.00	51,209.60	53,768.00	56,451.20	59,280.00	62,254.40	63,814.40	65,416.00
			Monthly	3,870.53	4,064.67	4,267.47	4,480.67	4,704.27	4,940.00	5,187.87	5,317.87	5,451.33
			Hourly	22.3300	23.4500	24.6200	25.8500	27.1400	28.5000	29.9300	30.6800	31.4500
Maintenance Worker II	NE	C15	Annual	53,768.00	56,451.20	59,280.00	62,254.40	65,374.40	68,640.00	72,072.00	73,881.60	75,732.80
			Monthly	4,480.67	4,704.27	4,940.00	5,187.87	5,447.87	5,720.00	6,006.00	6,156.80	6,311.07
			Hourly	25.8500	27.1400	28.5000	29.9300	31.4300	33.0000	34.6500	35.5200	36.4100
Maintenance Worker/Work Release Coordinator	NE	C16	Annual	56,451.20	59,280.00	62,254.40	65,374.40	68,640.00	72,072.00	75,670.40	77,563.20	79,497.60
			Monthly	4,704.27	4,940.00	5,187.87	5,447.87	5,720.00	6,006.00	6,305.87	6,463.60	6,624.80
			Hourly	27.1400	28.5000	29.9300	31.4300	33.0000	34.6500	36.3800	37.2900	38.2200
Management Aide	NE	C18	Annual	62,233.60	65,353.60	68,619.20	72,051.20	75,649.60	79,435.20	83,408.00	85,488.00	87,630.40
			Monthly	5,186.13	5,446.13	5,718.27	6,004.27	6,304.13	6,619.60	6,950.67	7,124.00	7,302.53
			Hourly	29.9200	31.4200	32.9900	34.6400	36.3700	38.1900	40.1000	41.1000	42.1300
Management Analyst	PAM	C24	Annual	83,387.20	87,547.20	91,915.20	96,512.00	101,337.60	106,412.80	111,737.60	114,524.80	117,395.20
			Monthly	6,948.93	7,295.60	7,659.60	8,042.67	8,444.80	8,867.73	9,311.47	9,543.73	9,782.93
			Hourly	40.0900	42.0900	44.1900	46.4000	48.7200	51.1600	53.7200	55.0600	56.4400
Management Assistant	PAM	C22	Annual	75,628.80	79,414.40	83,387.20	87,547.20	91,915.20	96,512.00	101,337.60	103,875.20	106,475.20
			Monthly	6,302.40	6,617.87	6,948.93	7,295.60	7,659.60	8,042.67	8,444.80	8,656.27	8,872.93
			Hourly	36.3600	38.1800	40.0900	42.0900	44.1900	46.4000	48.7200	49.9400	51.1900
Media & Communications Division Manager	DMG	C33	Annual	135,574.40	142,355.20	149,468.80	156,936.00	164,777.60	173,014.40	181,667.20	186,201.60	190,860.80
			Monthly	11,297.87	11,862.93	12,455.73	13,078.00	13,731.47	14,417.87	15,138.93	15,516.80	15,905.07
			Hourly	65.1800	68.4400	71.8600	75.4500	79.2200	83.1800	87.3400	89.5200	91.7600
Network Administrator	PAM	C31	Annual	117,332.80	123,198.40	129,355.20	135,824.00	142,625.60	149,760.00	157,248.00	161,179.20	165,214.40
			Monthly	9,777.73	10,266.53	10,779.60	11,318.67	11,885.47	12,480.00	13,104.00	13,431.60	13,767.87
			Hourly	56.4100	59.2300	62.1900	65.3000	68.5700	72.0000	75.6000	77.4900	79.4300

Attachment: CSD Resolution 2024-XX [Revision 1] (6505 : FY23/24 MID-YEAR OPERATING & CIP BUDGET

CITY OF MORENO VALLEY
SALARY SCALE - CAREER POSITIONS
EFFECTIVE 07/06/2024

TITLE	GRP	GRADE										
			A	B	C	D	E	F	G	H	I	
			5.0%		5.0%	5.0%	5.0%	5.0%	5.0%	2.5%	2.5%	
Network & Systems Specialist	PAM	C24	Annual	83,387.20	87,547.20	91,915.20	96,512.00	101,337.60	106,412.80	111,737.60	114,524.80	117,395.20
			Monthly	6,948.93	7,295.60	7,659.60	8,042.67	8,444.80	8,867.73	9,311.47	9,543.73	9,782.93
			Hourly	40.0900	42.0900	44.1900	46.4000	48.7200	51.1600	53.7200	55.0600	56.4400
Paralegal	NE	C20	Annual	68,598.40	72,030.40	75,628.80	79,414.40	83,387.20	87,547.20	91,915.20	94,203.20	96,553.60
			Monthly	5,716.53	6,002.53	6,302.40	6,617.87	6,948.93	7,295.60	7,659.60	7,850.27	8,046.13
			Hourly	32.9800	34.6300	36.3600	38.1800	40.0900	42.0900	44.1900	45.2900	46.4200
Park Ranger	NE	C16	Annual	56,451.20	59,280.00	62,254.40	65,374.40	68,640.00	72,072.00	75,670.40	77,563.20	79,497.60
			Monthly	4,704.27	4,940.00	5,187.87	5,447.87	5,720.00	6,006.00	6,305.87	6,463.60	6,624.80
			Hourly	27.1400	28.5000	29.9300	31.4300	33.0000	34.6500	36.3800	37.2900	38.2200
Parking Control Officer	NE	C12	Annual	46,446.40	48,776.00	51,209.60	53,768.00	56,451.20	59,280.00	62,254.40	63,814.40	65,416.00
			Monthly	3,870.53	4,064.67	4,267.47	4,480.67	4,704.27	4,940.00	5,187.87	5,317.87	5,451.33
			Hourly	22.3300	23.4500	24.6200	25.8500	27.1400	28.5000	29.9300	30.6800	31.4500
Parks & Community Services Administration & Financial Services Division Manager	DMG	C30	Annual	111,758.40	117,353.60	123,219.20	129,376.00	135,844.80	142,646.40	149,780.80	153,524.80	157,372.80
			Monthly	9,313.20	9,779.47	10,268.27	10,781.33	11,320.40	11,887.20	12,481.73	12,793.73	13,114.40
			Hourly	53.7300	56.4200	59.2400	62.2000	65.3100	68.5800	72.0100	73.8100	75.6600
Parks & Landscape Services Division Manager	DMG	C31	Annual	117,332.80	123,198.40	129,355.20	135,824.00	142,625.60	149,760.00	157,248.00	161,179.20	165,214.40
			Monthly	9,777.73	10,266.53	10,779.60	11,318.67	11,885.47	12,480.00	13,104.00	13,431.60	13,767.87
			Hourly	56.4100	59.2300	62.1900	65.3000	68.5700	72.0000	75.6000	77.4900	79.4300
Parks Maintenance Supervisor	PAM	C25	Annual	87,568.00	91,956.80	96,553.60	101,379.20	106,454.40	111,779.20	117,374.40	120,307.20	123,323.20
			Monthly	7,297.33	7,663.07	8,046.13	8,448.27	8,871.20	9,314.93	9,781.20	10,025.60	10,276.93
			Hourly	42.1000	44.2100	46.4200	48.7400	51.1800	53.7400	56.4300	57.8400	59.2900
Parks Maintenance Worker	NE	C12	Annual	46,446.40	48,776.00	51,209.60	53,768.00	56,451.20	59,280.00	62,254.40	63,814.40	65,416.00
			Monthly	3,870.53	4,064.67	4,267.47	4,480.67	4,704.27	4,940.00	5,187.87	5,317.87	5,451.33
			Hourly	22.3300	23.4500	24.6200	25.8500	27.1400	28.5000	29.9300	30.6800	31.4500
Parks Project Manager	PAM	C25	Annual	87,568.00	91,956.80	96,553.60	101,379.20	106,454.40	111,779.20	117,374.40	120,307.20	123,323.20
			Monthly	7,297.33	7,663.07	8,046.13	8,448.27	8,871.20	9,314.93	9,781.20	10,025.60	10,276.93
			Hourly	42.1000	44.2100	46.4200	48.7400	51.1800	53.7400	56.4300	57.8400	59.2900
Payroll Supervisor	PAM	C26	Annual	91,936.00	96,532.80	101,358.40	106,433.60	111,758.40	117,353.60	123,219.20	126,297.60	129,459.20
			Monthly	7,661.33	8,044.40	8,446.53	8,869.47	9,313.20	9,779.47	10,268.27	10,524.80	10,788.27
			Hourly	44.2000	46.4100	48.7300	51.1700	53.7300	56.4200	59.2400	60.7200	62.2400
Permit Technician	NE	C18	Annual	62,233.60	65,353.60	68,619.20	72,051.20	75,649.60	79,435.20	83,408.00	85,488.00	87,630.40
			Monthly	5,186.13	5,446.13	5,718.27	6,004.27	6,304.13	6,619.60	6,950.67	7,124.00	7,302.53
			Hourly	29.9200	31.4200	32.9900	34.6400	36.3700	38.1900	40.1000	41.1000	42.1300
Planning Division Manager/Official	DMG	C34	Annual	145,745.60	153,025.60	160,680.00	168,708.80	177,153.60	186,014.40	195,312.00	200,200.00	205,212.80
			Monthly	12,145.47	12,752.13	13,390.00	14,059.07	14,762.80	15,501.20	16,276.00	16,683.33	17,101.07
			Hourly	70.0700	73.5700	77.2500	81.1100	85.1700	89.4300	93.9000	96.2500	98.6600
Power Supply Manager	PAM	C32	Annual	126,131.20	132,433.60	139,048.00	145,995.20	153,296.00	160,971.20	169,020.80	173,243.20	177,569.60
			Monthly	10,510.93	11,036.13	11,587.33	12,166.27	12,774.67	13,414.27	14,085.07	14,436.93	14,797.47
			Hourly	60.6400	63.6700	66.8500	70.1900	73.7000	77.3900	81.2600	83.2900	85.3700

Attachment: CSD Resolution 2024-XX [Revision 1] (6505 : FY23/24 MID-YEAR OPERATING & CIP BUDGET

CITY OF MORENO VALLEY

SALARY SCALE - CAREER POSITIONS
EFFECTIVE 07/06/2024

TITLE	GRP	GRADE										
			A	B	C	D	E	F	G	H	I	
			5.0%	5.0%	5.0%	5.0%	5.0%	5.0%	5.0%	2.5%	2.5%	
Principal Accountant	PAM	C28	Annual	101,358.40	106,433.60	111,758.40	117,353.60	123,219.20	129,376.00	135,844.80	139,235.20	142,708.80
			Monthly	8,446.53	8,869.47	9,313.20	9,779.47	10,268.27	10,781.33	11,320.40	11,602.93	11,892.40
			Hourly	48.7300	51.1700	53.7300	56.4200	59.2400	62.2000	65.3100	66.9400	68.6100
Principal Engineer	DMG	C33	Annual	135,574.40	142,355.20	149,468.80	156,936.00	164,777.60	173,014.40	181,667.20	186,201.60	190,860.80
			Monthly	11,297.87	11,862.93	12,455.73	13,078.00	13,731.47	14,417.87	15,138.93	15,516.80	15,905.07
			Hourly	65.1800	68.4400	71.8600	75.4500	79.2200	83.1800	87.3400	89.5200	91.7600
Principal Engineer/City Traffic Engineer	DMG	C33	Annual	135,574.40	142,355.20	149,468.80	156,936.00	164,777.60	173,014.40	181,667.20	186,201.60	190,860.80
			Monthly	11,297.87	11,862.93	12,455.73	13,078.00	13,731.47	14,417.87	15,138.93	15,516.80	15,905.07
			Hourly	65.1800	68.4400	71.8600	75.4500	79.2200	83.1800	87.3400	89.5200	91.7600
Principal Planner	PAM	C33	Annual	135,574.40	142,355.20	149,468.80	156,936.00	164,777.60	173,014.40	181,667.20	186,201.60	190,860.80
			Monthly	11,297.87	11,862.93	12,455.73	13,078.00	13,731.47	14,417.87	15,138.93	15,516.80	15,905.07
			Hourly	65.1800	68.4400	71.8600	75.4500	79.2200	83.1800	87.3400	89.5200	91.7600
Program Analyst	PAM	C24	Annual	83,387.20	87,547.20	91,915.20	96,512.00	101,337.60	106,412.80	111,737.60	114,524.80	117,395.20
			Monthly	6,948.93	7,295.60	7,659.60	8,042.67	8,444.80	8,867.73	9,311.47	9,543.73	9,782.93
			Hourly	40.0900	42.0900	44.1900	46.4000	48.7200	51.1600	53.7200	55.0600	56.4400
Public Information/Intergovernmental Relations Officer	PAM	C28	Annual	101,358.40	106,433.60	111,758.40	117,353.60	123,219.20	129,376.00	135,844.80	139,235.20	142,708.80
			Monthly	8,446.53	8,869.47	9,313.20	9,779.47	10,268.27	10,781.33	11,320.40	11,602.93	11,892.40
			Hourly	48.7300	51.1700	53.7300	56.4200	59.2400	62.2000	65.3100	66.9400	68.6100
Public Safety Contracts Administrator	DMG	C30	Annual	111,758.40	117,353.60	123,219.20	129,376.00	135,844.80	142,646.40	149,780.80	153,524.80	157,372.80
			Monthly	9,313.20	9,779.47	10,268.27	10,781.33	11,320.40	11,887.20	12,481.73	12,793.73	13,114.40
			Hourly	53.7300	56.4200	59.2400	62.2000	65.3100	68.5800	72.0100	73.8100	75.6600
Purchasing Division Manager	DMG	C32	Annual	126,131.20	132,433.60	139,048.00	145,995.20	153,296.00	160,971.20	169,020.80	173,243.20	177,569.60
			Monthly	10,510.93	11,036.13	11,587.33	12,166.27	12,774.67	13,414.27	14,085.07	14,436.93	14,797.47
			Hourly	60.6400	63.6700	66.8500	70.1900	73.7000	77.3900	81.2600	83.2900	85.3700
Recycling Specialist	NE	C16	Annual	56,451.20	59,280.00	62,254.40	65,374.40	68,640.00	72,072.00	75,670.40	77,563.20	79,497.60
			Monthly	4,704.27	4,940.00	5,187.87	5,447.87	5,720.00	6,006.00	6,305.87	6,463.60	6,624.80
			Hourly	27.1400	28.5000	29.9300	31.4300	33.0000	34.6500	36.3800	37.2900	38.2200
Registered Veterinary Technician	NE	C16	Annual	56,451.20	59,280.00	62,254.40	65,374.40	68,640.00	72,072.00	75,670.40	77,563.20	79,497.60
			Monthly	4,704.27	4,940.00	5,187.87	5,447.87	5,720.00	6,006.00	6,305.87	6,463.60	6,624.80
			Hourly	27.1400	28.5000	29.9300	31.4300	33.0000	34.6500	36.3800	37.2900	38.2200
Security Guard	NE	C08	Annual	38,209.60	40,123.20	42,120.00	44,220.80	46,425.60	48,755.20	51,188.80	52,478.40	53,788.80
			Monthly	3,184.13	3,343.60	3,510.00	3,685.07	3,868.80	4,062.93	4,265.73	4,373.20	4,482.40
			Hourly	18.3700	19.2900	20.2500	21.2600	22.3200	23.4400	24.6100	25.2300	25.8600
Senior Accountant	PAM	C25	Annual	87,568.00	91,956.80	96,553.60	101,379.20	106,454.40	111,779.20	117,374.40	120,307.20	123,323.20
			Monthly	7,297.33	7,663.07	8,046.13	8,448.27	8,871.20	9,314.93	9,781.20	10,025.60	10,276.93
			Hourly	42.1000	44.2100	46.4200	48.7400	51.1800	53.7400	56.4300	57.8400	59.2900
Senior Administrative Assistant	NE	C17	Annual	59,280.00	62,254.40	65,374.40	68,640.00	72,072.00	75,670.40	79,456.00	81,452.80	83,491.20
			Monthly	4,940.00	5,187.87	5,447.87	5,720.00	6,006.00	6,305.87	6,621.33	6,787.73	6,957.60
			Hourly	28.5000	29.9300	31.4300	33.0000	34.6500	36.3800	38.2000	39.1600	40.1400

Attachment: CSD Resolution 2024-XX [Revision 1] (6505 : FY23/24 MID-YEAR OPERATING & CIP BUDGET

CITY OF MORENO VALLEY
SALARY SCALE - CAREER POSITIONS
EFFECTIVE 07/06/2024

TITLE	GRP	GRADE										
				A	B	C	D	E	F	G	H	I
				5.0%		5.0%	5.0%	5.0%	5.0%	5.0%	2.5%	2.5%
Senior Applications Analyst	PAM	C27	Annual	96,532.80	101,358.40	106,433.60	111,758.40	117,353.60	123,219.20	129,376.00	132,620.80	135,928.00
			Monthly	8,044.40	8,446.53	8,869.47	9,313.20	9,779.47	10,268.27	10,781.33	11,051.73	11,327.33
			Hourly	46.4100	48.7300	51.1700	53.7300	56.4200	59.2400	62.2000	63.7600	65.3500
Senior Building Inspector	PAM	C25	Annual	87,568.00	91,956.80	96,553.60	101,379.20	106,454.40	111,779.20	117,374.40	120,307.20	123,323.20
			Monthly	7,297.33	7,663.07	8,046.13	8,448.27	8,871.20	9,314.93	9,781.20	10,025.60	10,276.93
			Hourly	42.1000	44.2100	46.4200	48.7400	51.1800	53.7400	56.4300	57.8400	59.2900
Senior Community Enhancement Officer	PAM	C22	Annual	75,628.80	79,414.40	83,387.20	87,547.20	91,915.20	96,512.00	101,337.60	103,875.20	106,475.20
			Monthly	6,302.40	6,617.87	6,948.93	7,295.60	7,659.60	8,042.67	8,444.80	8,656.27	8,872.93
			Hourly	36.3600	38.1800	40.0900	42.0900	44.1900	46.4000	48.7200	49.9400	51.1900
Senior Construction Inspector	PAM	C23	Annual	79,435.20	83,408.00	87,588.80	91,977.60	96,574.40	101,400.00	106,475.20	109,137.60	111,862.40
			Monthly	6,619.60	6,950.67	7,299.07	7,664.80	8,047.87	8,450.00	8,872.93	9,094.80	9,321.87
			Hourly	38.1900	40.1000	42.1100	44.2200	46.4300	48.7500	51.1900	52.4700	53.7800
Senior Deputy City Clerk	DMG	C30	Annual	111,758.40	117,353.60	123,219.20	129,376.00	135,844.80	142,646.40	149,780.80	153,524.80	157,372.80
			Monthly	9,313.20	9,779.47	10,268.27	10,781.33	11,320.40	11,887.20	12,481.73	12,793.73	13,114.40
			Hourly	53.7300	56.4200	59.2400	62.2000	65.3100	68.5800	72.0100	73.8100	75.6600
Senior Electrical Engineer	PAM	C31	Annual	117,332.80	123,198.40	129,355.20	135,824.00	142,625.60	149,760.00	157,248.00	161,179.20	165,214.40
			Monthly	9,777.73	10,266.53	10,779.60	11,318.67	11,885.47	12,480.00	13,104.00	13,431.60	13,767.87
			Hourly	56.4100	59.2300	62.1900	65.3000	68.5700	72.0000	75.6000	77.4900	79.4300
Senior Engineer, P.E.	PAM	C31	Annual	117,332.80	123,198.40	129,355.20	135,824.00	142,625.60	149,760.00	157,248.00	161,179.20	165,214.40
			Monthly	9,777.73	10,266.53	10,779.60	11,318.67	11,885.47	12,480.00	13,104.00	13,431.60	13,767.87
			Hourly	56.4100	59.2300	62.1900	65.3000	68.5700	72.0000	75.6000	77.4900	79.4300
Senior Equipment Operator	NE	C18	Annual	62,233.60	65,353.60	68,619.20	72,051.20	75,649.60	79,435.20	83,408.00	85,488.00	87,630.40
			Monthly	5,186.13	5,446.13	5,718.27	6,004.27	6,304.13	6,619.60	6,950.67	7,124.00	7,302.53
			Hourly	29.9200	31.4200	32.9900	34.6400	36.3700	38.1900	40.1000	41.1000	42.1300
Senior Graphics Designer	NE	C19	Annual	65,332.80	68,598.40	72,030.40	75,628.80	79,414.40	83,387.20	87,547.20	89,731.20	91,977.60
			Monthly	5,444.40	5,716.53	6,002.53	6,302.40	6,617.87	6,948.93	7,295.60	7,477.60	7,664.80
			Hourly	31.4100	32.9800	34.6300	36.3600	38.1800	40.0900	42.0900	43.1400	44.2200
Senior Human Resources Analyst	PAM	C27	Annual	96,532.80	101,358.40	106,433.60	111,758.40	117,353.60	123,219.20	129,376.00	132,620.80	135,928.00
			Monthly	8,044.40	8,446.53	8,869.47	9,313.20	9,779.47	10,268.27	10,781.33	11,051.73	11,327.33
			Hourly	46.4100	48.7300	51.1700	53.7300	56.4200	59.2400	62.2000	63.7600	65.3500
Senior Landscape Services Inspector	PAM	C20	Annual	68,598.40	72,030.40	75,628.80	79,414.40	83,387.20	87,547.20	91,915.20	94,203.20	96,553.60
			Monthly	5,716.53	6,002.53	6,302.40	6,617.87	6,948.93	7,295.60	7,659.60	7,850.27	8,046.13
			Hourly	32.9800	34.6300	36.3600	38.1800	40.0900	42.0900	44.1900	45.2900	46.4200
Senior Management Analyst	PAM	C27	Annual	96,532.80	101,358.40	106,433.60	111,758.40	117,353.60	123,219.20	129,376.00	132,620.80	135,928.00
			Monthly	8,044.40	8,446.53	8,869.47	9,313.20	9,779.47	10,268.27	10,781.33	11,051.73	11,327.33
			Hourly	46.4100	48.7300	51.1700	53.7300	56.4200	59.2400	62.2000	63.7600	65.3500
Senior Office Assistant	NE	C13	Annual	48,755.20	51,188.80	53,747.20	56,430.40	59,259.20	62,212.80	65,332.80	66,976.00	68,660.80
			Monthly	4,062.93	4,265.73	4,478.93	4,702.53	4,938.27	5,184.40	5,444.40	5,581.33	5,721.73
			Hourly	23.4400	24.6100	25.8400	27.1300	28.4900	29.9100	31.4100	32.2000	33.0100

Attachment: CSD Resolution 2024-XX [Revision 1] (6505 : FY23/24 MID-YEAR OPERATING & CIP BUDGET

CITY OF MORENO VALLEY
SALARY SCALE - CAREER POSITIONS
EFFECTIVE 07/06/2024

TITLE	GRP	GRADE										
				A	B	C	D	E	F	G	H	I
				5.0%		5.0%	5.0%	5.0%	5.0%	5.0%	2.5%	2.5%
Senior Parking Control Officer	NE	C14	Annual	51,209.60	53,768.00	56,451.20	59,280.00	62,254.40	65,374.40	68,640.00	70,366.40	72,134.40
			Monthly	4,267.47	4,480.67	4,704.27	4,940.00	5,187.87	5,447.87	5,720.00	5,863.87	6,011.20
			Hourly	24.6200	25.8500	27.1400	28.5000	29.9300	31.4300	33.0000	33.8300	34.6800
Senior Parks Maintenance Technician	NE	C19	Annual	65,332.80	68,598.40	72,030.40	75,628.80	79,414.40	83,387.20	87,547.20	89,731.20	91,977.60
			Monthly	5,444.40	5,716.53	6,002.53	6,302.40	6,617.87	6,948.93	7,295.60	7,477.60	7,664.80
			Hourly	31.4100	32.9800	34.6300	36.3600	38.1800	40.0900	42.0900	43.1400	44.2200
Senior Payroll Technician	NE	C18	Annual	62,233.60	65,353.60	68,619.20	72,051.20	75,649.60	79,435.20	83,408.00	85,488.00	87,630.40
			Monthly	5,186.13	5,446.13	5,718.27	6,004.27	6,304.13	6,619.60	6,950.67	7,124.00	7,302.53
			Hourly	29.9200	31.4200	32.9900	34.6400	36.3700	38.1900	40.1000	41.1000	42.1300
Senior Permit Technician	NE	C20	Annual	68,598.40	72,030.40	75,628.80	79,414.40	83,387.20	87,547.20	91,915.20	94,203.20	96,553.60
			Monthly	5,716.53	6,002.53	6,302.40	6,617.87	6,948.93	7,295.60	7,659.60	7,850.27	8,046.13
			Hourly	32.9800	34.6300	36.3600	38.1800	40.0900	42.0900	44.1900	45.2900	46.4200
Senior Planner	PAM	C27	Annual	96,532.80	101,358.40	106,433.60	111,758.40	117,353.60	123,219.20	129,376.00	132,620.80	135,928.00
			Monthly	8,044.40	8,446.53	8,869.47	9,313.20	9,779.47	10,268.27	10,781.33	11,051.73	11,327.33
			Hourly	46.4100	48.7300	51.1700	53.7300	56.4200	59.2400	62.2000	63.7600	65.3500
Senior Risk Analyst	PAM	C27	Annual	96,532.80	101,358.40	106,433.60	111,758.40	117,353.60	123,219.20	129,376.00	132,620.80	135,928.00
			Monthly	8,044.40	8,446.53	8,869.47	9,313.20	9,779.47	10,268.27	10,781.33	11,051.73	11,327.33
			Hourly	46.4100	48.7300	51.1700	53.7300	56.4200	59.2400	62.2000	63.7600	65.3500
Senior Telecommunications Technician	NE	C22	Annual	75,628.80	79,414.40	83,387.20	87,547.20	91,915.20	96,512.00	101,337.60	103,875.20	106,475.20
			Monthly	6,302.40	6,617.87	6,948.93	7,295.60	7,659.60	8,042.67	8,444.80	8,656.27	8,872.93
			Hourly	36.3600	38.1800	40.0900	42.0900	44.1900	46.4000	48.7200	49.9400	51.1900
Senior Traffic Signal Technician	PAM	C23	Annual	79,435.20	83,408.00	87,588.80	91,977.60	96,574.40	101,400.00	106,475.20	109,137.60	111,862.40
			Monthly	6,619.60	6,950.67	7,299.07	7,664.80	8,047.87	8,450.00	8,872.93	9,094.80	9,321.87
			Hourly	38.1900	40.1000	42.1100	44.2200	46.4300	48.7500	51.1900	52.4700	53.7800
Special Districts Division Manager	DMG	C34	Annual	145,745.60	153,025.60	160,680.00	168,708.80	177,153.60	186,014.40	195,312.00	200,200.00	205,212.80
			Monthly	12,145.47	12,752.13	13,390.00	14,059.07	14,762.80	15,501.20	16,276.00	16,683.33	17,101.07
			Hourly	70.0700	73.5700	77.2500	81.1100	85.1700	89.4300	93.9000	96.2500	98.6600
Special Events & Facilities Division Manager	DMG	C30	Annual	111,758.40	117,353.60	123,219.20	129,376.00	135,844.80	142,646.40	149,780.80	153,524.80	157,372.80
			Monthly	9,313.20	9,779.47	10,268.27	10,781.33	11,320.40	11,887.20	12,481.73	12,793.73	13,114.40
			Hourly	53.7300	56.4200	59.2400	62.2000	65.3100	68.5800	72.0100	73.8100	75.6600
Storekeeper	NE	C14	Annual	51,209.60	53,768.00	56,451.20	59,280.00	62,254.40	65,374.40	68,640.00	70,366.40	72,134.40
			Monthly	4,267.47	4,480.67	4,704.27	4,940.00	5,187.87	5,447.87	5,720.00	5,863.87	6,011.20
			Hourly	24.6200	25.8500	27.1400	28.5000	29.9300	31.4300	33.0000	33.8300	34.6800
Strategic Initiatives Manager	DMG	C34	Annual	145,745.60	153,025.60	160,680.00	168,708.80	177,153.60	186,014.40	195,312.00	200,200.00	205,212.80
			Monthly	12,145.47	12,752.13	13,390.00	14,059.07	14,762.80	15,501.20	16,276.00	16,683.33	17,101.07
			Hourly	70.0700	73.5700	77.2500	81.1100	85.1700	89.4300	93.9000	96.2500	98.6600
Street Maintenance Supervisor	PAM	C25	Annual	87,568.00	91,956.80	96,553.60	101,379.20	106,454.40	111,779.20	117,374.40	120,307.20	123,323.20
			Monthly	7,297.33	7,663.07	8,046.13	8,448.27	8,871.20	9,314.93	9,781.20	10,025.60	10,276.93
			Hourly	42.1000	44.2100	46.4200	48.7400	51.1800	53.7400	56.4300	57.8400	59.2900

Attachment: CSD Resolution 2024-XX [Revision 1] (6505 : FY23/24 MID-YEAR OPERATING & CIP BUDGET

CITY OF MORENO VALLEY

SALARY SCALE - CAREER POSITIONS
EFFECTIVE 07/06/2024

TITLE	GRP	GRADE										
			A	B	C	D	E	F	G	H	I	
			5.0%		5.0%	5.0%	5.0%	5.0%	5.0%	5.0%	2.5%	2.5%
Telecommunications Engineer/Administrator	PAM	C29	Annual	106,412.80	111,737.60	117,332.80	123,198.40	129,355.20	135,824.00	142,625.60	146,182.40	149,843.20
			Monthly	8,867.73	9,311.47	9,777.73	10,266.53	10,779.60	11,318.67	11,885.47	12,181.87	12,486.93
			Hourly	51.1600	53.7200	56.4100	59.2300	62.1900	65.3000	68.5700	70.2800	72.0400
Telecommunications Technician	NE	C20	Annual	68,598.40	72,030.40	75,628.80	79,414.40	83,387.20	87,547.20	91,915.20	94,203.20	96,553.60
			Monthly	5,716.53	6,002.53	6,302.40	6,617.87	6,948.93	7,295.60	7,659.60	7,850.27	8,046.13
			Hourly	32.9800	34.6300	36.3600	38.1800	40.0900	42.0900	44.1900	45.2900	46.4200
Traffic Operations Supervisor	PAM	C26	Annual	91,936.00	96,532.80	101,358.40	106,433.60	111,758.40	117,353.60	123,219.20	126,297.60	129,459.20
			Monthly	7,661.33	8,044.40	8,446.53	8,869.47	9,313.20	9,779.47	10,268.27	10,524.80	10,788.27
			Hourly	44.2000	46.4100	48.7300	51.1700	53.7300	56.4200	59.2400	60.7200	62.2400
Traffic Signal Technician	NE	C22	Annual	75,628.80	79,414.40	83,387.20	87,547.20	91,915.20	96,512.00	101,337.60	103,875.20	106,475.20
			Monthly	6,302.40	6,617.87	6,948.93	7,295.60	7,659.60	8,042.67	8,444.80	8,656.27	8,872.93
			Hourly	36.3600	38.1800	40.0900	42.0900	44.1900	46.4000	48.7200	49.9400	51.1900
Traffic Sign/Marking Technician I	NE	C13	Annual	48,755.20	51,188.80	53,747.20	56,430.40	59,259.20	62,212.80	65,332.80	66,976.00	68,660.80
			Monthly	4,062.93	4,265.73	4,478.93	4,702.53	4,938.27	5,184.40	5,444.40	5,581.33	5,721.73
			Hourly	23.4400	24.6100	25.8400	27.1300	28.4900	29.9100	31.4100	32.2000	33.0100
Traffic Sign/Marking Technician II	NE	C15	Annual	53,768.00	56,451.20	59,280.00	62,254.40	65,374.40	68,640.00	72,072.00	73,881.60	75,732.80
			Monthly	4,480.67	4,704.27	4,940.00	5,187.87	5,447.87	5,720.00	6,006.00	6,156.80	6,311.07
			Hourly	25.8500	27.1400	28.5000	29.9300	31.4300	33.0000	34.6500	35.5200	36.4100
Utility Finance Manager	PAM	C28	Annual	101,358.40	106,433.60	111,758.40	117,353.60	123,219.20	129,376.00	135,844.80	139,235.20	142,708.80
			Monthly	8,446.53	8,869.47	9,313.20	9,779.47	10,268.27	10,781.33	11,320.40	11,602.93	11,892.40
			Hourly	48.7300	51.1700	53.7300	56.4200	59.2400	62.2000	65.3100	66.9400	68.6100
Vehicle/Equipment Technician	NE	C17	Annual	59,280.00	62,254.40	65,374.40	68,640.00	72,072.00	75,670.40	79,456.00	81,452.80	83,491.20
			Monthly	4,940.00	5,187.87	5,447.87	5,720.00	6,006.00	6,305.87	6,621.33	6,787.73	6,957.60
			Hourly	28.5000	29.9300	31.4300	33.0000	34.6500	36.3800	38.2000	39.1600	40.1400

Attachment: CSD Resolution 2024-XX [Revision 1] (6505 : FY23/24 MID-YEAR OPERATING & CIP BUDGET

RESOLUTION NO. HA 2024-XX

A RESOLUTION OF THE MORENO VALLEY HOUSING AUTHORITY (HA) OF THE CITY OF MORENO VALLEY, CALIFORNIA, ADOPTING THE REVISED OPERATING AND CAPITAL BUDGETS FOR FISCAL YEAR 2023/24 AND 2024/25

WHEREAS, the Chairman and Commissioners of the Moreno Valley Housing Authority approved the Operating and Capital Budgets for the City for Fiscal Year 2023/24 and 2024/25, a copy of which, as may have been amended by the Housing Authority's Chairman and Commissioners, is on file in the Office of the City Clerk and is available for public inspection; and

WHEREAS, the Housing Authority approves amendments to the budgets throughout the fiscal year and such prior amendments are reflected within the current amended budget and further ratified as part of the adoption of the quarterly budget amendments; and

WHEREAS, the City Manager has heretofore submitted to the Chairman and Commissioners of the Moreno Valley Housing Authority proposed amendments to the Operating and Capital Budgets for the Housing Authority for Fiscal Year 2023/24 and 2024/25, a copy of which, as may have been amended by the Housing Authority Chairman and Commissioners is on file in the Office of the City Clerk and is available for public inspection; and

WHEREAS, the said proposed amendments to the Operating and Capital Budgets contain estimates of the services, activities and projects comprising the budget, and contain expenditure requirements and the resources available to the Housing Authority; and

WHEREAS, the said proposed amendments to the Operating and Capital Budgets contain the estimates of uses of fund balance as required to stabilize the delivery of Housing Authority services during periods of operational deficits; and

WHEREAS, the Chairman and Commissioners have made such revisions to the proposed amended Operating and Capital Budgets as so desired; and

WHEREAS, the amended Operating and Capital Budgets, as herein approved, will enable the Housing Authority to make adequate financial plans and will ensure that Housing Authority officers can administer their respective functions in accordance with such plans.

NOW, THEREFORE, THE MORENO VALLEY HOUSING AUTHORITY OF THE CITY OF MORENO VALLEY, CALIFORNIA, DOES HEREBY RESOLVE AS FOLLOWS:

1. The proposed amendments to the Operating and Capital Budgets, attached as Exhibit A and as on file in the Office of the City Clerk, and as may have been amended by the Housing Authority Chairman and Commissioners, is hereby approved and adopted as the annual Operating and Capital Budgets of the Moreno Valley Housing Authority for the Fiscal Year 2023/24 and 2024/25.
2. The Proposed Amendments to the City Position Summary, included as Exhibit B to this Resolution, and on file in the Office of the City Clerk, and as may have been amended by the Housing Authority Chairman and Commissioners, is hereby adopted as part of the Approved City Position Summary of the City of Moreno Valley for Fiscal Year 2023/24 and 2024/25.
3. The Proposed Amendments to the Career Positions Salary Schedule, included as Exhibit C to this Resolution, and on file in the Office of the City Clerk, and as may have been amended by the Housing Authority Chairman and Commissioners, is hereby adopted as part of the Approved Career Positions Salary Schedule of the City of Moreno Valley for Fiscal Year 2023/24 and 2024/25.
4. The amounts of proposed expenditures, which include the uses of fund balance specified in the approved budget, are hereby appropriated for the various budget programs and units for said fiscal year.
5. Within fifteen (15) days after the adoption of this Resolution, the City Clerk shall certify to the adoption hereof and, as so certified, cause a copy to be posted in at least three (3) public places within the City.

BE IT FURTHER RESOLVED that this Resolution shall take effect immediately upon its adoption.

2
Resolution No. HA 2024-XX
Date Adopted: February 6, 2024

APPROVED AND ADOPTED this 6th day of February, 2024.

Mayor of the City of Moreno Valley,
Acting in the capacity of Chairman of the
Moreno Valley Housing Authority

ATTEST:

City Clerk, acting in the capacity of
Secretary of the Moreno Valley
Housing Authority

APPROVED AS TO FORM:

City Attorney, acting in the capacity
of General Counsel of the Moreno
Valley Housing Authority

3
Resolution No. HA 2024-XX
Date Adopted: February 6, 2024

Attachment: HA Resolution 2024-XX [Revision 1] (6505 : FY23/24 MID-YEAR OPERATING & CIP BUDGET REVIEW AND APPROVAL OF THE

RESOLUTION JURAT

STATE OF CALIFORNIA)
COUNTY OF RIVERSIDE) ss.
CITY OF MORENO VALLEY)

I, Jane Halstead, Secretary of the Moreno Valley Housing Authority of the City of Moreno Valley, California, do hereby certify that Resolution No. HA 2024-XX was duly and regularly adopted by the Commissioners of the Moreno Valley Housing Authority at a regular meeting held on the 6th day of February, 2024, by the following vote:

AYES:

NOES:

ABSENT:

ABSTAIN:

(Agency members, Vice Chairman and Chairman)

SECRETARY

(SEAL)

4
Resolution No. HA 2024-XX
Date Adopted: February 6, 2024

CITY OF MORENO VALLEY
GENERAL FUND
FY 2023/24 Proposed Amendments

Department	Fund	Account Description	General Ledger Account	Project	Fiscal Year 2023/24 Amended Budget	Proposed Amendment	Revised Budget	Description - Proposed Adjustment
Community Development	1010	Parking Cntrl Penalts-Handicapp	1010-20-26-20110-440080		\$ 33,000	\$ 25,000	\$ 58,000	Projected revenues
Community Development	1010	Admin Citation Fees	1010-20-26-20110-500900		700,000	100,000	800,000	Projected revenues
Community Development	1010	Special Inspection Fees	1010-20-26-20110-520000		90,000	90,000	180,000	Projected revenues
Financial & Management Services	1010	Transfers in - from EQUIP REPLACEMENT (FURN & EQUIP)	1010-99-99-91010-807510		1,358,085	549,997	1,908,082	Budget true-up
REVENUE TOTAL					\$ 2,181,085	\$ 764,997	\$ 2,946,082	

Department	Fund	Account Description	General Ledger Account	Project	Fiscal Year 2023/24 Amended Budget	Proposed Amendment	Revised Budget	Description - Proposed Adjustment
City Council	1010	Council - Dist 1 Discretionary-Carryover	1010-10-01-10011-620116		\$ -	\$ 2,539	\$ 2,539	Projected expenses
City Council	1010	Council - Dist 2 Discretionary-Carryover	1010-10-01-10012-620117		-	648	648	Projected expenses
City Council	1010	Council - Dist 3 Discretionary-Carryover	1010-10-01-10013-620118		-	6,461	6,461	Projected expenses
City Council	1010	Council - Dist 4 Discretionary-Carryover	1010-10-01-10014-620119		-	1,332	1,332	Projected expenses
City Council	1010	Council - Mayor Discretionary-Carryover	1010-10-01-10015-620131		-	10	10	Projected expenses
City Manager	1010	Salaries-Regular - Other	1010-16-15-16010-611199		151,572	29,905	181,477	Projected expenses
Community Development	1010	Salaries-Temporary	1010-20-26-20110-611310		195,000	100,000	295,000	Projected expenses
Community Development	1010	Technical Svcs - Admin Cites	1010-20-26-20110-620820		81,250	40,000	121,250	Projected expenses
Community Development	1010	Oper Mtrls - Fuel: Gasoline	1010-20-26-20110-630355		25,000	25,000	50,000	Projected expenses
Financial & Management Services	1010	Salaries-Regular	1010-30-34-45310-611110		86,372	(86,372)	-	Reallocation of budget
Financial & Management Services	1010	Benefits - PERS & ERPD Def Comp	1010-30-34-45310-612110		33,002	(33,002)	-	Reallocation of budget
Financial & Management Services	1010	Benefits - Bank	1010-30-34-45310-612120		10,290	(10,290)	-	Reallocation of budget
Financial & Management Services	1010	Benefits - Medicare	1010-30-34-45310-612130		1,316	(1,316)	-	Reallocation of budget
Financial & Management Services	1010	Benefits - Group Life Insurance	1010-30-34-45310-612140		368	(368)	-	Reallocation of budget
Financial & Management Services	1010	Benefits - ST/LT Disability	1010-30-34-45310-612145		783	(783)	-	Reallocation of budget
Financial & Management Services	1010	Benefits - Addl % Mgmt Pkg	1010-30-34-45310-612150		1,166	(1,166)	-	Reallocation of budget
Financial & Management Services	1010	Benefits - Annuity	1010-30-34-45310-612160		2,071	(2,071)	-	Reallocation of budget
Financial & Management Services	1010	Salaries-Regular - Other	1010-30-34-45310-611199		-	119,470	119,470	Reallocation of budget
Fire	1010	CIP Other	1010-40-47-80010-720199	810 0023-1010-99	399,261	25,000	424,261	Projected expenses
Human Resources	1010	Professional Svcs - Other	1010-18-21-18020-620299		98,000	500,000	598,000	Projected expenses
Public Works	1010	CIP Other	1010-70-77-80004-720199	804 0020-1010-99	-	50,000	50,000	Projected expenses
EXPENSE TOTAL					\$ 1,085,451	\$ 764,997	\$ 1,850,448	

CITY OF MORENO VALLEY
NON-GENERAL FUND
FY 2023/2024 Proposed Amendments

Department	Fund	Account Description	General Ledger Account	Project	Fiscal Year 2023/24 Amended Budget	Proposed Amendment	Revised Budget	Description - Proposed Adjustment
Financial & Management Services	2020	Reimbursement Agreement	2020-30-34-45310-500600		\$ 257,500	\$ 3,923	\$ 261,423	Projected expenses
Financial & Management Services	2901	Transfers in - from MEASURE "A" FUND	2901-99-95-92901-802001		1,059,115	(93,917)	965,198	Budget true-up
Parks & Community Services	3015	Transfers in - from DIF - PARK IMPROVEMENTS	3015-99-99-93015-802905		60,000	286,456	346,456	Projected revenues
Financial & Management Services	5112	Transfers in - from CFD No. 2014-01	5112-99-99-95112-802050		15,000	9,000	24,000	Projected revenues
Public Works	6011	Transfers in - within cat ELECTRIC FUND	6011-99-99-96011-826010		1,500,000	500,000	2,000,000	Projected revenues
Public Works	6011	Transfers in - within cat ELECTRIC PUBLIC PURPOSE	6011-99-99-96011-826012		-	50,000	50,000	Projected expenses
Non-Department	7320	Transfers in - within categ FACILITIES REPLACEMENT RESERVE	7320-99-99-97320-827330		291,440	258,474	549,914	Projected revenues
Economic Development	8884	Interest Income - Investments	8884-99-99-98884-460010		-	25,000	25,000	Projected revenues
Economic Development	8884	Interest Inc. - Rental Rehab	8884-99-99-98884-460090		-	50,000	50,000	Projected revenues
Economic Development	8884	Unrealized Gains/Losses	8884-99-99-98884-464010		-	25,000	25,000	Projected revenues
Economic Development	8884	Other Misc. Revenue	8884-99-99-98884-589900		-	1,000	1,000	Projected expenses
REVENUE TOTAL					\$ 3,183,055	\$ 1,114,936	\$ 4,297,991	

Attachment: HA Resolution 2024-XX [Revision 1] (6505 : FY23/24 MID-YEAR OPERATING & CIP BUDGET

**CITY OF MORENO VALLEY
NON-GENERAL FUND
FY 2023/2024 Proposed Amendments**

Department	Fund	Account Description	General Ledger Account	Project	Fiscal Year 2023/24 Amended Budget	Proposed Amendment	Revised Budget	Description - Proposed Adjustment
Public Works	2001	Oper Mtrls - Tools	2001-70-76-45122-630320		\$ 5,000	\$ 35,000	\$ 40,000	Projected expenses
Public Works	2001	Oper Mtrls - Improvements	2001-70-76-45122-630332		204,058	35,000	239,058	Projected expenses
Financial & Management Services	2001	Transfers to DIF - ARTERIAL STREETS	2001-99-99-92001-902901		1,059,115	(93,917)	965,198	Budget true-up
Public Works	2008	Salaries-Regular - Other	2008-70-29-20450-611199		-	139,260	139,260	Projected expenses
Public Works	2008	Salaries-Regular - Other	2008-70-29-20451-611199		-	34,372	34,372	Projected expenses
Financial & Management Services	2020	Salaries-Regular - Other	2020-30-34-45310-611199		55,893	15,898	71,791	Projected expenses
Financial & Management Services	2050	Transfers to ZONE "M" MEDIAN FUND	2050-99-99-92050-905112		15,000	9,000	24,000	Projected expenses
Parks & Community Services	2905	Transfers to PCS CAP PROJECT (PARK IMPROVEMENTS)	2905-99-95-92905-903015		60,000	286,456	346,456	Projected expenses
Parks & Community Services	3015	CIP Other	3015-50-57-80007-720199	807 0060-3015-99	1,841,147	286,456	2,127,603	Projected expenses
Parks & Community Services	5011	Maint & Repair - Bldg & Ground	5011-50-57-35210-620910		70,000	200,000	270,000	Projected expenses
Parks & Community Services	5011	Nuisance Abatement	5011-50-57-35210-625015		39,400	70,000	109,400	Projected expenses
Parks & Community Services	5011	Mach-Equip-New - Furn & Equip	5011-50-57-35210-660310		-	100,000	100,000	Projected expenses
Parks & Community Services	5011	Maint & Repair - Bldg & Ground	5011-50-57-35211-620910		315,000	125,000	440,000	Projected expenses
Parks & Community Services	5011	Mach-Equip-New - Other	5011-50-59-35314-660398		-	77,123	77,123	Projected expenses
Parks & Community Services	5016	Maint & Repair - Bldg & Ground	5016-50-57-25727-620910		-	58,100	58,100	Projected expenses
Parks & Community Services	5016	Utilities - Electricity	5016-50-57-25727-621010		-	8,500	8,500	Projected expenses
Parks & Community Services	5016	Utilities - Water	5016-50-57-25727-621030		-	15,000	15,000	Projected expenses
Financial & Management Services	5110	Utilities - Electricity	5110-30-79-25703-621010		675,180	25,000	700,180	Projected expenses
Parks & Community Services	5113	Maint & Repair - Bldg & Ground	5113-50-57-35216-620910		239,000	371,000	610,000	Projected expenses
Parks & Community Services	5113	CIP Other	5113-50-57-80007-720199	807 0060-5113-99	44,061	1,030,000	1,074,061	Projected expenses
Public Works	6010	Salaries-Regular - Other	6010-70-80-45510-611199		-	15,821	15,821	Projected expenses
Public Works	6010	Software Maint/Support/License	6010-70-80-45510-625010		544,459	100,000	644,459	Projected expenses
Public Works	6010	Transfers to - within cat ELECTRIC - RESTRICTED ASSETS	6010-99-99-96010-926011		1,500,000	500,000	2,000,000	Projected expenses
Public Works	6011	CIP Other	6011-70-80-80005-720199	805 0077-6011-99	16,388,446	50,000	16,438,446	Projected expenses
Public Works	6012	Transfers to - within cat ELECTRIC - RESTRICTED ASSETS	6012-99-99-96012-926011		-	50,000	50,000	Projected expenses
Financial & Management Services	7310	Contractual Svcs - Other	7310-30-34-18438-625099		140,000	30,000	170,000	Projected expenses
Public Works	7320	Land - Improvements	7320-70-40-18410-660115		-	258,474	258,474	Projected expenses
Non-Department	7330	Transfers to - within cat FACILITIES MAINTENANCE ASSET FUND	7330-99-99-97330-927320		291,440	258,474	549,914	Projected expenses
Financial & Management Services	7510	Transfers to GENERAL FUND	7510-99-97-88190-901010		1,320,394	549,997	1,870,391	Budget true-up
Economic Development	8884	Salaries-Regular - Other	8884-22-25-20601-611199		-	10,000	10,000	Projected expenses
Economic Development	8884	Professional Svcs - Legal Svcs	8884-22-25-20601-620230		-	150,000	150,000	Projected expenses
Economic Development	8884	Professional Svcs - Other	8884-22-25-20601-620299		32,000	240,700	272,700	Projected expenses
Economic Development	8884	Agency Svcs - Other	8884-22-25-20601-620399		-	2,000	2,000	Projected expenses
Economic Development	8884	Marketing Svcs - Advertising	8884-22-25-20601-620610		-	2,000	2,000	Projected expenses
Economic Development	8884	Postage - Mail	8884-22-25-20601-630110		-	100	100	Projected expenses
Economic Development	8884	Oper Suppl - Office	8884-22-25-20601-630210		-	100	100	Projected expenses
EXPENSE TOTAL					\$ 24,839,593	\$ 5,044,914	\$ 29,884,507	

Attachment: HA Resolution 2024-XX [Revision 1] (6505 : FY23/24 MID-YEAR OPERATING & CIP BUDGET

**CITY OF MORENO VALLEY
GENERAL FUND
FY 2024/25 Proposed Amendments**

Department	Fund	Account Description	General Ledger Account	Project	Fiscal Year 2024/25 Amended Budget	Proposed Amendment	Revised Budget	Description - Proposed Adjustment
City Manager	1010	Salaries-Regular - Other	1010-16-15-16010-611199		\$ 159,150	\$ 66,517	\$ 225,667	Projected expenses
Financial & Management Services	1010	Salaries-Regular	1010-30-34-45310-611110		95,797	(95,797)	-	Reallocation of budget
Financial & Management Services	1010	Benefits - PERS & ERPD Def Comp	1010-30-34-45310-612110		35,867	(35,867)	-	Reallocation of budget
Financial & Management Services	1010	Benefits - Bank	1010-30-34-45310-612120		10,290	(10,290)	-	Reallocation of budget
Financial & Management Services	1010	Benefits - Medicare	1010-30-34-45310-612130		1,449	(1,449)	-	Reallocation of budget
Financial & Management Services	1010	Benefits - Group Life Insurance	1010-30-34-45310-612140		408	(408)	-	Reallocation of budget
Financial & Management Services	1010	Benefits - ST/LT Disability	1010-30-34-45310-612145		861	(861)	-	Reallocation of budget
Financial & Management Services	1010	Benefits - Addl % Mgmt Pkg	1010-30-34-45310-612150		1,292	(1,292)	-	Reallocation of budget
Financial & Management Services	1010	Benefits - Annuity	1010-30-34-45310-612160		2,238	(2,238)	-	Reallocation of budget
Financial & Management Services	1010	Salaries-Regular - Other	1010-30-34-45310-611199		-	81,685	81,685	Reallocation of budget
EXPENSE TOTAL					\$ 307,352	\$ -	\$ 307,352	

**CITY OF MORENO VALLEY
NON-GENERAL FUND
FY 2024/25 Proposed Amendments**

Department	Fund	Account Description	General Ledger Account	Project	Fiscal Year 2024/25 Amended Budget	Proposed Amendment	Revised Budget	Description - Proposed Adjustment
Financial & Management Services	2901	Transfers in - from MEASURE "A" FUND	2901-99-95-92901-802001		\$ 1,059,115	\$ (97,376)	\$ 961,739	Budget true-up
Parks & Community Services	3006	Transfers in - from ZONE "A" PARKS FUND	3006-99-99-93006-805011		-	1,784,177	1,784,177	Projected revenues
Parks & Community Services	3015	Transfers in - from DIF - PARK IMPROVEMENTS	3015-99-99-93015-802905		70,000	1,845,375	1,915,375	Projected revenues
REVENUE TOTAL					\$ 1,129,115	\$ 3,532,176	\$ 4,661,291	

Department	Fund	Account Description	General Ledger Account	Project	Fiscal Year 2024/25 Amended Budget	Proposed Amendment	Revised Budget	Description - Proposed Adjustment
Financial & Management Services	2001	Transfers to DIF - ARTERIAL STREETS	2001-99-99-92001-902901		\$ 1,059,115	\$ (97,376)	\$ 961,739	Budget true-up
Public Works	2008	Salaries-Regular - Other	2008-70-29-20450-611199		-	147,311	147,311	Projected expenses
Public Works	2008	Salaries-Regular - Other	2008-70-29-20451-611199		-	36,212	36,212	Projected expenses
Financial & Management Services	2020	Salaries-Regular - Other	2020-30-34-45310-611199		58,688	92,147	150,835	Projected expenses
Parks & Community Services	2905	Transfers to PCS CAP PROJECT (PARK IMPROVEMENTS)	2905-99-95-92905-903015		70,000	1,845,375	1,915,375	Projected expenses
Parks & Community Services	3006	CIP Other	3006-50-57-80007-720199	807 0060-3006-99	-	1,784,177	1,784,177	Projected expenses
Parks & Community Services	3015	CIP Other	3015-50-57-80007-720199	807 0060-3015-99	70,000	1,845,375	1,915,375	Projected expenses
Parks & Community Services	5011	Maint & Repair - Bldg & Ground	5011-50-57-35211-620910		315,000	147,000	462,000	Projected expenses
Parks & Community Services	5011	Transfers to PARKS & RECREATION CAP PROJ FD	5011-99-99-95011-903006		-	1,784,177	1,784,177	Projected expenses
Parks & Community Services	5016	Maint & Repair - Bldg & Ground	5016-50-57-25727-620910		-	136,100	136,100	Projected expenses
Parks & Community Services	5016	Utilities - Electricity	5016-50-57-25727-621010		-	33,500	33,500	Projected expenses
Parks & Community Services	5016	Utilities - Water	5016-50-57-25727-621030		-	60,000	60,000	Projected expenses
Public Works	6010	Salaries-Regular - Other	6010-70-80-45510-611199		-	35,179	35,179	Projected expenses
Financial & Management Services	7310	Contractual Svcs - Other	7310-30-34-18438-625099		145,000	30,000	175,000	Projected expenses
EXPENSE TOTAL					\$ 1,717,803	\$ 7,879,177	\$ 9,596,980	

Attachment: HA Resolution 2024-XX [Revision 1] (6505 : FY23/24 MID-YEAR OPERATING & CIP BUDGET

**CITY OF MORENO VALLEY
GENERAL FUND
FY 2023/24 Ratification Amendments**

Department	Fund	Account Description	General Ledger Account	Project	Amendment	Description - Ratification
Human Resources	1010	Benefits - Wellness Incentive	1010-18-21-18020-612165		\$ 114,450	Projected revenues
Non-Department	1010	Benefits - Other	1010-99-99-91010-612199		(114,450)	Projected expenses
REVENUE TOTAL					\$ -	

**CITY OF MORENO VALLEY
GENERAL FUND
FY 2023/24 Ratification Amendments**

Department	Fund	Account Description	General Ledger Account	Project	Amendment	Description - Ratification
Financial & Management Services	1010	Transfers to 2011 PRIV PLACE REF. 97 LRBS	1010-99-99-91010-903751		\$ (187,587)	Projected revenues
EXPENSES TOTAL					\$ (187,587)	

**CITY OF MORENO VALLEY
NON-GENERAL FUND
FY 2023/24 Ratification Amendments**

Department	Fund	Account Description	General Ledger Account	Project	Amendment	Description - Ratification
Financial & Management Services	2207	State Grant-Operating Revenue	2207-30-34-77415-486000		\$ (3,341)	Grant true-up
Community Development	2300	State Grant-Operating Revenue	2300-20-38-73312-486000		8,582	Projected revenues
City Manager	2506	Fed Grant-Operating Revenue	2506-16-92-72657-485000	Community Development Block Grant HOME Projects	1,955,118	HOME grant program
Community Development	2715	Fed Grant-Operating Revenue	2715-20-26-72115-485000		60,829	JAG Grant
Financial & Management Services	3751	Transfers in - from GENERAL FUND	3751-99-90-93751-801010		(187,587)	Budget true-up
Financial & Management Services	3751	Transfers In - From SUCCESSOR AGENCY ADMIN FUND	3751-99-90-93751-804800		(150,000)	Budget true-up
REVENUE TOTAL					\$ 1,683,601	

Department	Fund	Account Description	General Ledger Account	Project	Amendment	Description - Ratification
Financial & Management Services	2207	Salaries-Regular	2207-30-34-77415-611110		\$ (3,341)	Grant true-up
Community Development	2300	Oper Mtrls - Furn & Equip	2300-20-38-73312-630330		8,582	Projected expenses
City Manager	2506	HOME Programs	2506-16-92-72657-733102	Community Development Block Grant HOME Projects	1,955,118	HOME grant program
Community Development	2715	Salaries-Temporary	2715-20-26-72115-611310		60,829	JAG Grant
Financial & Management Services	3751	Bond Principal	3751-99-90-93751-670314		(331,000)	Budget true-up
Financial & Management Services	3751	Interest Expense	3751-99-90-93751-670410		(6,587)	Budget true-up
Financial & Management Services	4800	Transfers to 2011 PRIV PLACE REF. 97 LRBS	4800-99-99-94800-903751		(150,000)	Budget true-up
Parks & Community Services	5016	Maintenance & Repair	5016-50-57-25723-6xxxxx		(70,200)	Budget true-up
Parks & Community Services	5016	Maintenance & Repair	5016-50-57-25724-6xxxxx		(5,000)	Budget true-up
Parks & Community Services	5016	Maintenance & Repair	5016-50-57-25725-6xxxxx		(70,700)	Budget true-up
Parks & Community Services	5016	Maintenance & Repair	5016-50-57-25727-6xxxxx		145,900	Budget true-up
EXPENSE TOTAL					\$ 1,533,601	

Attachment: HA Resolution 2024-XX [Revision 1] (6505 : FY23/24 MID-YEAR OPERATING & CIP BUDGET

CITY OF MORENO VALLEY
GENERAL FUND
FY 2024/25 Ratification Amendments

Department	Fund	Account Description	General Ledger Account	Project	Amendment	Description - Ratification
Financial & Management Services	1010	Salaries & Benefits	1010-40-47-30310-6xxxxx		\$ 108,701	Projected revenues
Financial & Management Services	1010	Salaries & Benefits	1010-40-46-30211-6xxxxx		(108,701)	Projected revenues
Financial & Management Services	1010	Transfers to 2011 PRIV PLACE REF. 97 LRBS	1010-99-99-91010-903751		(187,587)	Projected revenues
EXPENSES TOTAL					\$ (187,587)	

CITY OF MORENO VALLEY
NON-GENERAL FUND
FY 2024/25 Ratification Amendments

Department	Fund	Account Description	General Ledger Account	Project	Amendment	Description - Ratification
Financial & Management Services	3751	Transfers in - from GENERAL FUND	3751-99-90-93751-801010		\$ (187,587)	Budget true-up
Financial & Management Services	3751	Transfers In - From SUCCESSOR AGENCY ADMIN FUND	3751-99-90-93751-804800		(150,000)	Budget true-up
Public Works	6012	Public Purpose Programs	6012-70-80-45511-560070		(3,264,000)	Budget true-up
Public Works	6012	MVU Public Purpose Programs	6012-70-80-45511-561456		3,264,000	Budget true-up
REVENUE TOTAL					\$ (337,587)	

Department	Fund	Account Description	General Ledger Account	Project	Amendment	Description - Ratification
Public Works	3002	CIP Other	3002-70-77-80001-720199	801 0100	\$ (50,000)	Budget true-up
Public Works	3002	CIP Other	3002-70-78-80001-720199	801 0100	50,000	Budget true-up
Financial & Management Services	3751	Bond Principal	3751-99-90-93751-670314		(331,000)	Budget true-up
Financial & Management Services	3751	Interest Expense	3751-99-90-93751-670410		(6,587)	Budget true-up
Financial & Management Services	4800	Transfers to 2011 PRIV PLACE REF. 97 LRBS	4800-99-99-94800-903751		(150,000)	Budget true-up
EXPENSE TOTAL					\$ (487,587)	

Attachment: HA Resolution 2024-XX [Revision 1] (6505 : FY23/24 MID-YEAR OPERATING & CIP BUDGET

City of Moreno Valley
 FY 2023/24 - 2024/25
 City Position Summary

Position Title	Adopted Qtrly					
	FY 2022/23	FY 2023/24	FY 2023/24	FY 2023/24	FY 2024/25	FY 2024/25
	No.	Adj.	Adj.	No.	Adj.	No.
Accountant I	1	-	-	1	-	1
Accountant II	1	-	-	1	-	1
Accounting Assistant	3	(1)	-	2	-	2
Accounting Technician	1	-	-	1	-	1
Accounts Payable Supervisor	1	-	-	1	-	1
Administrative Assistant	7	3	-	10	-	10
Animal Care Technician	5	-	-	5	-	5
Animal Care Technician Supervisor	1	-	-	1	-	1
Animal Control Officer	6	-	-	6	-	6
Animal Rescue Coordinator	1	-	-	1	-	1
Animal Services Assistant	4	-	-	4	-	4
Animal Services Dispatcher	1	-	-	1	-	1
Animal Services Division Manager	1	-	-	1	-	1
Animal Services Field Supervisor	1	-	-	1	-	1
Animal Services License Inspector	1	-	-	1	-	1
Animal Services Office Supervisor	1	-	-	1	-	1
Applications & Database Administrator	1	-	-	1	-	1
Applications Analyst	1	1	-	2	-	2
Assistant City Manager (Administration)	1	-	-	1	-	1
Assistant City Manager (Development)	1	-	-	1	-	1
Assistant to the City Manager	1	-	-	1	-	1
Assistant Crossing Guard Supervisor	1	-	-	1	-	1
Assistant Engineer	2	-	-	2	-	2
Assistant Network Administrator	1	-	-	1	-	1
Associate Engineer I	2	-	-	2	-	2
Associate Engineer II	3	-	-	3	-	3
Associate Planner	4	-	-	4	-	4
Audio Visual Technician	2	-	-	2	-	2
Banquet Facility Representative	1	-	-	1	-	1
Building Division Manager/Official	1	-	-	1	-	1
Building Inspector II	4	(1)	-	3	-	3
Building Safety Supervisor	1	-	-	1	-	1
Business License Liaison	1	-	-	1	-	1
Chief Financial Officer	-	1	-	1	-	1
Child Care Assistant	4	-	-	4	-	4
Child Care Instructor II	4	-	-	4	-	4
Child Care Program Manager	1	-	-	1	-	1
Child Care Site Supervisor	4	-	-	4	-	4
City Clerk	1	-	-	1	-	1
City Manager	1	-	-	1	-	1
Community Development Director	1	-	-	1	-	1
Community Enhancement Division Manager	1	-	-	1	-	1
Community Enhancement Officer I	6	-	-	6	-	6
Community Enhancement Officer II	3	-	-	3	-	3
Community Enhancement Supervisor	1	-	-	1	-	1
Community Services Assistant Coordinator	4	-	-	4	-	4
Community Services Coordinator	4	-	-	4	-	4
Community Services Division Manager	-	1	-	1	-	1
Community Services Superintendent	1	(1)	-	-	-	-
Community Services Supervisor	4	-	-	4	-	4
Construction Inspector	2	-	-	2	-	2
Construction Inspector Supervisor	1	-	-	1	-	1
Crossing Guard	35	-	-	35	-	35
Crossing Guard Supervisor	1	-	-	1	-	1
Customer Service Manager	-	1	-	1	-	1
Deputy City Clerk	1	-	-	1	-	1

Attachment: HA Resolution 2024-XX [Revision 1] (6505 : FY23/24 MID-YEAR OPERATING & CIP BUDGET REVIEW AND APPROVAL OF THE

City of Moreno Valley
FY 2023/24 - 2024/25
City Position Summary

Position Title	Adopted Qtrly					
	FY	FY	FY	FY	FY	FY
	2022/23	2023/24	2023/24	2023/24	2024/25	2024/25
No.	Adj.	Adj.	No.	Adj.	No.	
Deputy City Manager	1	-	-	1	-	1
Deputy Compliance Director	-	1	-	1	-	1
Deputy Finance Director	1	-	-	1	-	1
Economic Development Division Manager	2	-	-	2	-	2
Economic Development & Housing Director	-	1	-	1	-	1
Electric Utility Assistant Manager	-	-	1	1	-	1
Electric Utility Chief Engineer	1	-	(1)	-	-	-
Electric Utility Division Manager	1	-	-	1	-	1
Electric Utility Program Coordinator	1	-	-	1	-	1
Emergency Management Coordinator	-	-	2	2	-	2
Emergency Management & Volunteer Services Program Manager	1	-	-	1	-	1
Emergency Management & Volunteer Services Program Specialist	1	-	(1)	-	-	-
Engineering Division Manager/Assistant City Engineer	1	-	-	1	-	1
Enterprise Systems Administrator	1	-	-	1	-	1
Equipment Operator	6	-	-	6	-	6
Executive Assistant I	5	-	-	5	-	5
Executive Assistant to Mayor/City Council	1	-	-	1	-	1
Facilities Maintenance Mechanic	1	-	-	1	-	1
Facilities Maintenance Worker	3	-	-	3	-	3
Financial Operations Division Manager	1	-	-	1	-	1
Financial Resources Division Manager	1	-	-	1	-	1
Fleet & Facilities Division Manager	-	1	-	1	-	1
Fleet & Facilities Maintenance Supervisor	1	-	-	1	-	1
GIS Administrator	1	-	-	1	-	1
GIS Applications Analyst	1	-	-	1	-	1
GIS Specialist	1	-	-	1	-	1
Grants Division Manager	1	-	-	1	-	1
Grants Program Manager	1	-	(1)	-	-	-
Human Resources Analyst	1	-	-	1	-	1
Human Resources Director	-	1	-	1	-	1
Human Resources Division Manager	1	-	-	1	-	1
Human Resources Technician	-	2	-	2	-	2
Information Technology Technician	2	-	-	2	-	2
Landscape Services Inspector	2	-	-	2	-	2
Lead Facilities Maintenance Worker	1	-	-	1	-	1
Lead Maintenance Worker	4	-	-	4	-	4
Lead Parks Maintenance Worker	7	-	-	7	-	7
Lead Traffic Sign/Marking Technician	2	-	-	2	-	2
Lead Vehicle/Equipment Technician	1	-	-	1	-	1
Maintenance & Operations Division Manager	1	-	-	1	-	1
Maintenance Worker I/II	27	-	-	27	-	27
Maintenance Worker/Work Release Coordinator	1	-	-	1	-	1
Management Aide	7	-	-	7	-	7
Management Analyst	8	(1)	-	7	-	7
Management Assistant	8	4	(2)	10	-	10
Media & Communications Division Manager	1	-	-	1	-	1
Network Administrator	1	-	-	1	-	1
Network & Systems Specialist	1	-	-	1	-	1
Paralegal	1	-	-	1	-	1
Park Ranger	4	-	-	4	-	4
Parking Control Officer	2	-	-	2	-	2
Parks & Community Services Administration & Financial Services Division Manager	-	1	-	1	-	1
Parks & Community Services Deputy Director	1	(1)	-	-	-	-
Parks & Community Services Director	1	-	-	1	-	1
Parks & Landscape Services Division Manager	1	-	-	1	-	1
Parks Maintenance Supervisor	2	-	-	2	-	2
Parks Maintenance Worker	18	-	-	18	-	18
Parks Project Manager	1	-	-	1	-	1
Payroll Supervisor	1	-	-	1	-	1
Permit Technician	4	-	-	4	-	4
Planning Division Manager/Official	1	-	-	1	-	1

Attachment: HA Resolution 2024-XX [Revision 1] (6505 : FY23/24 MID-YEAR OPERATING & CIP BUDGET REVIEW AND APPROVAL OF THE

City of Moreno Valley
 FY 2023/24 - 2024/25
 City Position Summary

Position Title	Adopted Qtrly					
	FY 2022/23	FY 2023/24	FY 2023/24	FY 2023/24	FY 2024/25	FY 2024/25
	No.	Adj.	Adj.	No.	Adj.	No.
Power Supply Manager	-	-	1	1	-	1
Principal Accountant	1	-	-	1	-	1
Principal Engineer	2	-	-	2	-	2
Principal Engineer/City Traffic Engineer	1	-	-	1	-	1
Principal Planner	1	-	-	1	-	1
Program Analyst	-	-	1	1	-	1
Public Information/Intergovernmental Relations Officer	1	-	-	1	-	1
Public Safety Contracts Administrator	1	-	-	1	-	1
Purchasing Division Manager	1	-	-	1	-	1
Public Works Director/City Engineer	1	-	-	1	-	1
Recycling Specialist	1	1	-	2	-	2
Registered Veterinary Technician	1	-	-	1	-	1
Resource Analyst	-	1	(1)	-	-	-
Security Guard	2	-	-	2	-	2
Senior Accountant	4	-	-	4	-	4
Senior Administrative Assistant	13	(1)	(1)	11	-	11
Senior Applications Analyst	1	1	-	2	-	2
Senior Building Inspector	-	1	-	1	-	1
Senior Community Enhancement Officer	2	-	-	2	-	2
Senior Construction Inspector	2	-	-	2	-	2
Senior Deputy City Clerk	1	-	-	1	-	1
Senior Electrical Engineer	1	-	-	1	-	1
Senior Engineer, P.E.	5	-	-	5	-	5
Senior Equipment Operator	1	-	-	1	-	1
Senior Graphics Designer	1	-	-	1	-	1
Senior Human Resources Analyst	1	-	-	1	-	1
Senior Landscape Services Inspector	1	-	-	1	-	1
Senior Management Analyst	13	3	1	17	-	17
Senior Office Assistant	3	-	-	3	-	3
Senior Parking Control Officer	1	-	-	1	-	1
Senior Parks Maintenance Technician	2	-	-	2	-	2
Senior Payroll Technician	1	-	-	1	-	1
Senior Permit Technician	3	-	-	3	-	3
Senior Planner	1	-	-	1	-	1
Senior Risk Analyst	-	1	-	1	-	1
Senior Telecommunications Technician	1	-	-	1	-	1
Senior Traffic Signal Technician	1	-	-	1	-	1
Special Districts Division Manager	1	-	-	1	-	1
Special Events & Facilities Division Manager	1	-	-	1	-	1
Storekeeper	1	1	-	2	-	2
Strategic Initiatives Manager	1	-	-	1	-	1
Street Maintenance Supervisor	2	-	-	2	-	2
Telecommunications Engineer/Administrator	1	-	-	1	-	1
Telecommunications Technician	1	-	-	1	-	1
Traffic Operations Supervisor	1	-	-	1	-	1
Traffic Signal Technician	2	-	-	2	-	2
Traffic Sign/Marking Technician I	1	-	-	1	-	1
Traffic Sign/Marking Technician II	2	-	-	2	-	2
Utility Finance Manager	-	1	-	1	-	1
Vehicle/Equipment Technician	3	-	-	3	-	3
Total	381	22	(1)	402	-	402

Note: Excludes City Council Members, Planning Commissioners and temporary positions.

Per Municipal Code 2.18.010, the Planning Commission shall consist of seven members who shall receive such compensation as may be established from time to time by resolution of the City Council.

Attachment: HA Resolution 2024-XX [Revision 1] (6505 : FY23/24 MID-YEAR OPERATING & CIP BUDGET REVIEW AND APPROVAL OF THE

CITY OF MORENO VALLEY
SALARY SCALE - CAREER POSITIONS
EFFECTIVE 02/06/2024

TITLE	GRP	GRADE										
			A	B	C	D	E	F	G	H	I	
			5.0%	5.0%	5.0%	5.0%	5.0%	5.0%	5.0%	2.5%	2.5%	
Accountant I	NE	C22	Annual	71,344.00	74,921.60	78,665.60	82,596.80	86,736.00	91,083.20	95,638.40	98,030.40	100,484.80
			Monthly	5,945.33	6,243.47	6,555.47	6,883.07	7,228.00	7,590.27	7,969.87	8,169.20	8,373.73
			Hourly	34.3000	36.0200	37.8200	39.7100	41.7000	43.7900	45.9800	47.1300	48.3100
Accountant II	PAM	C24	Annual	78,665.60	82,596.80	86,736.00	91,083.20	95,638.40	100,422.40	105,435.20	108,076.80	110,780.80
			Monthly	6,555.47	6,883.07	7,228.00	7,590.27	7,969.87	8,368.53	8,786.27	9,006.40	9,231.73
			Hourly	37.8200	39.7100	41.7000	43.7900	45.9800	48.2800	50.6900	51.9600	53.2600
Accounting Assistant	NE	C14	Annual	48,297.60	50,710.40	53,248.00	55,910.40	58,697.60	61,630.40	64,708.80	66,331.20	67,995.20
			Monthly	4,024.80	4,225.87	4,437.33	4,659.20	4,891.47	5,135.87	5,392.40	5,527.60	5,666.27
			Hourly	23.2200	24.3800	25.6000	26.8800	28.2200	29.6300	31.1100	31.8900	32.6900
Accounting Technician	NE	C17	Annual	55,910.40	58,697.60	61,630.40	64,708.80	67,953.60	71,344.00	74,921.60	76,793.60	78,707.20
			Monthly	4,659.20	4,891.47	5,135.87	5,392.40	5,662.80	5,945.33	6,243.47	6,399.47	6,558.93
			Hourly	26.8800	28.2200	29.6300	31.1100	32.6700	34.3000	36.0200	36.9200	37.8400
Accounts Payable Supervisor	NE	C22	Annual	71,344.00	74,921.60	78,665.60	82,596.80	86,736.00	91,083.20	95,638.40	98,030.40	100,484.80
			Monthly	5,945.33	6,243.47	6,555.47	6,883.07	7,228.00	7,590.27	7,969.87	8,169.20	8,373.73
			Hourly	34.3000	36.0200	37.8200	39.7100	41.7000	43.7900	45.9800	47.1300	48.3100
Administrative Assistant	NE	C16	Annual	53,248.00	55,910.40	58,697.60	61,630.40	64,708.80	67,953.60	71,344.00	73,132.80	74,963.20
			Monthly	4,437.33	4,659.20	4,891.47	5,135.87	5,392.40	5,662.80	5,945.33	6,094.40	6,246.93
			Hourly	25.6000	26.8800	28.2200	29.6300	31.1100	32.6700	34.3000	35.1600	36.0400
Animal Care Technician	NE	C11	Annual	41,724.80	43,804.80	45,988.80	48,297.60	50,710.40	53,248.00	55,910.40	57,304.00	58,739.20
			Monthly	3,477.07	3,650.40	3,832.40	4,024.80	4,225.87	4,437.33	4,659.20	4,775.33	4,894.93
			Hourly	20.0600	21.0600	22.1100	23.2200	24.3800	25.6000	26.8800	27.5500	28.2400
Animal Care Technician Supervisor	PAM	C21	Annual	67,953.60	71,344.00	74,921.60	78,665.60	82,596.80	86,736.00	91,083.20	93,350.40	95,680.00
			Monthly	5,662.80	5,945.33	6,243.47	6,555.47	6,883.07	7,228.00	7,590.27	7,779.20	7,973.33
			Hourly	32.6700	34.3000	36.0200	37.8200	39.7100	41.7000	43.7900	44.8800	46.0000
Animal Control Officer	NE	C15	Annual	50,710.40	53,248.00	55,910.40	58,697.60	61,630.40	64,708.80	67,953.60	69,659.20	71,406.40
			Monthly	4,225.87	4,437.33	4,659.20	4,891.47	5,135.87	5,392.40	5,662.80	5,804.93	5,950.53
			Hourly	24.3800	25.6000	26.8800	28.2200	29.6300	31.1100	32.6700	33.4900	34.3300
Animal Rescue Coordinator	NE	C11	Annual	41,724.80	43,804.80	45,988.80	48,297.60	50,710.40	53,248.00	55,910.40	57,304.00	58,739.20
			Monthly	3,477.07	3,650.40	3,832.40	4,024.80	4,225.87	4,437.33	4,659.20	4,775.33	4,894.93
			Hourly	20.0600	21.0600	22.1100	23.2200	24.3800	25.6000	26.8800	27.5500	28.2400
Animal Services Assistant	NE	C10	Annual	39,728.00	41,724.80	43,804.80	45,988.80	48,297.60	50,710.40	53,248.00	54,579.20	55,952.00
			Monthly	3,310.67	3,477.07	3,650.40	3,832.40	4,024.80	4,225.87	4,437.33	4,548.27	4,662.67
			Hourly	19.1000	20.0600	21.0600	22.1100	23.2200	24.3800	25.6000	26.2400	26.9000
Animal Services Dispatcher	NE	C10	Annual	39,728.00	41,724.80	43,804.80	45,988.80	48,297.60	50,710.40	53,248.00	54,579.20	55,952.00
			Monthly	3,310.67	3,477.07	3,650.40	3,832.40	4,024.80	4,225.87	4,437.33	4,548.27	4,662.67
			Hourly	19.1000	20.0600	21.0600	22.1100	23.2200	24.3800	25.6000	26.2400	26.9000
Animal Services Division Manager	DMG	C30	Annual	105,414.40	110,676.80	116,209.60	122,012.80	128,107.20	134,513.60	141,232.00	144,768.00	148,387.20
			Monthly	8,784.53	9,223.07	9,684.13	10,167.73	10,675.60	11,209.47	11,769.33	12,064.00	12,365.60
			Hourly	50.6800	53.2100	55.8700	58.6600	61.5900	64.6700	67.9000	69.6000	71.3400

Attachment: HA Resolution 2024-XX [Revision 1] (6505 : FY23/24 MID-YEAR OPERATING & CIP BUDGET

CITY OF MORENO VALLEY
SALARY SCALE - CAREER POSITIONS
EFFECTIVE 02/06/2024

TITLE	GRP	GRADE										
			A	B	C	D	E	F	G	H	I	
			5.0%		5.0%	5.0%	5.0%	5.0%	5.0%	2.5%	2.5%	
Animal Services Field Supervisor	PAM	C22	Annual	71,344.00	74,921.60	78,665.60	82,596.80	86,736.00	91,083.20	95,638.40	98,030.40	100,484.80
			Monthly	5,945.33	6,243.47	6,555.47	6,883.07	7,228.00	7,590.27	7,969.87	8,169.20	8,373.73
			Hourly	34.3000	36.0200	37.8200	39.7100	41.7000	43.7900	45.9800	47.1300	48.3100
Animal Services License Inspector	NE	C11	Annual	41,724.80	43,804.80	45,988.80	48,297.60	50,710.40	53,248.00	55,910.40	57,304.00	58,739.20
			Monthly	3,477.07	3,650.40	3,832.40	4,024.80	4,225.87	4,437.33	4,659.20	4,775.33	4,894.93
			Hourly	20.0600	21.0600	22.1100	23.2200	24.3800	25.6000	26.8800	27.5500	28.2400
Animal Services Office Supervisor	PAM	C21	Annual	67,953.60	71,344.00	74,921.60	78,665.60	82,596.80	86,736.00	91,083.20	93,350.40	95,680.00
			Monthly	5,662.80	5,945.33	6,243.47	6,555.47	6,883.07	7,228.00	7,590.27	7,779.20	7,973.33
			Hourly	32.6700	34.3000	36.0200	37.8200	39.7100	41.7000	43.7900	44.8800	46.0000
Applications & Database Administrator	PAM	C29	Annual	100,380.80	105,393.60	110,656.00	116,188.80	121,992.00	128,086.40	134,492.80	137,862.40	141,315.20
			Monthly	8,365.07	8,782.80	9,221.33	9,682.40	10,166.00	10,673.87	11,207.73	11,488.53	11,776.27
			Hourly	48.2600	50.6700	53.2000	55.8600	58.6500	61.5800	64.6600	66.2800	67.9400
Applications Analyst	PAM	C25	Annual	82,596.80	86,736.00	91,083.20	95,638.40	100,422.40	105,435.20	110,697.60	113,464.00	116,292.80
			Monthly	6,883.07	7,228.00	7,590.27	7,969.87	8,368.53	8,786.27	9,224.80	9,455.33	9,691.07
			Hourly	39.7100	41.7000	43.7900	45.9800	48.2800	50.6900	53.2200	54.5500	55.9100
Assistant to the City Manager	PAM	C24	Annual	78,665.60	82,596.80	86,736.00	91,083.20	95,638.40	100,422.40	105,435.20	108,076.80	110,780.80
			Monthly	6,555.47	6,883.07	7,228.00	7,590.27	7,969.87	8,368.53	8,786.27	9,006.40	9,231.73
			Hourly	37.8200	39.7100	41.7000	43.7900	45.9800	48.2800	50.6900	51.9600	53.2600
Assistant Crossing Guard Supervisor	NE	C05	Annual	36,046.40	36,046.40	37,856.00	39,748.80	39,748.80	41,745.60	41,745.60	43,825.60	43,825.60
			Monthly	3,003.87	3,003.87	3,154.67	3,312.40	3,312.40	3,478.80	3,478.80	3,652.13	3,652.13
			Hourly	17.3300	18.2000	18.2000	19.1100	19.1100	20.0700	20.0700	21.0700	21.0700
Assistant Engineer	PAM	C25	Annual	82,596.80	86,736.00	91,083.20	95,638.40	100,422.40	105,435.20	110,697.60	113,464.00	116,292.80
			Monthly	6,883.07	7,228.00	7,590.27	7,969.87	8,368.53	8,786.27	9,224.80	9,455.33	9,691.07
			Hourly	39.7100	41.7000	43.7900	45.9800	48.2800	50.6900	53.2200	54.5500	55.9100
Assistant Network Administrator	PAM	C26	Annual	86,715.20	91,041.60	95,596.80	100,380.80	105,393.60	110,656.00	116,188.80	119,100.80	122,075.20
			Monthly	7,226.27	7,586.80	7,966.40	8,365.07	8,782.80	9,221.33	9,682.40	9,925.07	10,172.93
			Hourly	41.6900	43.7700	45.9600	48.2600	50.6700	53.2000	55.8600	57.2600	58.6900
Associate Engineer I	PAM	C28	Annual	95,617.60	100,401.60	105,414.40	110,676.80	116,209.60	122,012.80	128,107.20	131,310.40	134,596.80
			Monthly	7,968.13	8,366.80	8,784.53	9,223.07	9,684.13	10,167.73	10,675.60	10,942.53	11,216.40
			Hourly	45.9700	48.2700	50.6800	53.2100	55.8700	58.6600	61.5900	63.1300	64.7100
Associate Engineer II	PAM	C29	Annual	100,380.80	105,393.60	110,656.00	116,188.80	121,992.00	128,086.40	134,492.80	137,862.40	141,315.20
			Monthly	8,365.07	8,782.80	9,221.33	9,682.40	10,166.00	10,673.87	11,207.73	11,488.53	11,776.27
			Hourly	48.2600	50.6700	53.2000	55.8600	58.6500	61.5800	64.6600	66.2800	67.9400
Associate Planner	PAM	C25	Annual	82,596.80	86,736.00	91,083.20	95,638.40	100,422.40	105,435.20	110,697.60	113,464.00	116,292.80
			Monthly	6,883.07	7,228.00	7,590.27	7,969.87	8,368.53	8,786.27	9,224.80	9,455.33	9,691.07
			Hourly	39.7100	41.7000	43.7900	45.9800	48.2800	50.6900	53.2200	54.5500	55.9100
Audio Visual Technician	NE	C18	Annual	58,697.60	61,630.40	64,708.80	67,953.60	71,344.00	74,921.60	78,665.60	80,641.60	82,659.20
			Monthly	4,891.47	5,135.87	5,392.40	5,662.80	5,945.33	6,243.47	6,555.47	6,720.13	6,888.27
			Hourly	28.2200	29.6300	31.1100	32.6700	34.3000	36.0200	37.8200	38.7700	39.7400

Attachment: HA Resolution 2024-XX [Revision 1] (6505 : FY23/24 MID-YEAR OPERATING & CIP BUDGET

CITY OF MORENO VALLEY
SALARY SCALE - CAREER POSITIONS
EFFECTIVE 02/06/2024

TITLE	GRP	GRADE										
				A	B	C	D	E	F	G	H	I
				5.0%		5.0%	5.0%	5.0%	5.0%	5.0%	2.5%	2.5%
Banquet Facility Representative	PAM	C19	Annual	61,630.40	64,708.80	67,953.60	71,344.00	74,921.60	78,665.60	82,596.80	84,656.00	86,777.60
			Monthly	5,135.87	5,392.40	5,662.80	5,945.33	6,243.47	6,555.47	6,883.07	7,054.67	7,231.47
			Hourly	29.6300	31.1100	32.6700	34.3000	36.0200	37.8200	39.7100	40.7000	41.7200
Building Division Manager/Official	DMG	C34	Annual	137,488.00	144,372.80	151,590.40	159,161.60	167,128.00	175,489.60	184,267.20	188,864.00	193,585.60
			Monthly	11,457.33	12,031.07	12,632.53	13,263.47	13,927.33	14,624.13	15,355.60	15,738.67	16,132.13
			Hourly	66.1000	69.4100	72.8800	76.5200	80.3500	84.3700	88.5900	90.8000	93.0700
Building Inspector II	NE	C24	Annual	78,665.60	82,596.80	86,736.00	91,083.20	95,638.40	100,422.40	105,435.20	108,076.80	110,780.80
			Monthly	6,555.47	6,883.07	7,228.00	7,590.27	7,969.87	8,368.53	8,786.27	9,006.40	9,231.73
			Hourly	37.8200	39.7100	41.7000	43.7900	45.9800	48.2800	50.6900	51.9600	53.2600
Building Safety Supervisor	PAM	C27	Annual	91,062.40	95,617.60	100,401.60	105,414.40	110,676.80	116,209.60	122,012.80	125,070.40	128,190.40
			Monthly	7,588.53	7,968.13	8,366.80	8,784.53	9,223.07	9,684.13	10,167.73	10,422.53	10,682.53
			Hourly	43.7800	45.9700	48.2700	50.6800	53.2100	55.8700	58.6600	60.1300	61.6300
Business License Liaison	NE	C16	Annual	53,248.00	55,910.40	58,697.60	61,630.40	64,708.80	67,953.60	71,344.00	73,132.80	74,963.20
			Monthly	4,437.33	4,659.20	4,891.47	5,135.87	5,392.40	5,662.80	5,945.33	6,094.40	6,246.93
			Hourly	25.6000	26.8800	28.2200	29.6300	31.1100	32.6700	34.3000	35.1600	36.0400
Child Care Assistant	GRA	CC09	Annual	33,912.32	2,246.40	36,628.80	36,628.80	44,512.00	46,737.60	49,067.20	51,521.60	54,100.80
			Monthly	2,826.03	187.20	3,052.40	3,052.40	3,709.33	3,894.80	4,088.93	4,293.47	4,508.40
			Hourly	17.6100	18.4900	19.4100	20.3800	21.4000	22.4700	23.5900	24.7700	26.0100
Child Care Instructor II	GRA	CC11	Annual	39,561.60	41,537.60	43,617.60	45,801.60	48,089.60	50,502.40	53,019.20	54,350.40	55,702.40
			Monthly	3,296.80	3,461.47	3,634.80	3,816.80	4,007.47	4,208.53	4,418.27	4,529.20	4,641.87
			Hourly	19.0200	19.9700	20.9700	22.0200	23.1200	24.2800	25.4900	26.1300	26.7800
Child Care Program Manager	PAM	C19	Annual	61,630.40	64,708.80	67,953.60	71,344.00	74,921.60	78,665.60	82,596.80	84,656.00	86,777.60
			Monthly	5,135.87	5,392.40	5,662.80	5,945.33	6,243.47	6,555.47	6,883.07	7,054.67	7,231.47
			Hourly	29.6300	31.1100	32.6700	34.3000	36.0200	37.8200	39.7100	40.7000	41.7200
Child Care Site Supervisor	GRA	C15	Annual	50,710.40	53,248.00	55,910.40	58,697.60	61,630.40	64,708.80	67,953.60	69,659.20	71,406.40
			Monthly	4,225.87	4,437.33	4,659.20	4,891.47	5,135.87	5,392.40	5,662.80	5,804.93	5,950.53
			Hourly	24.3800	25.6000	26.8800	28.2200	29.6300	31.1100	32.6700	33.4900	34.3300
Community Enhancement Division Manager	DMG	C30	Annual	105,414.40	110,676.80	116,209.60	122,012.80	128,107.20	134,513.60	141,232.00	144,768.00	148,387.20
			Monthly	8,784.53	9,223.07	9,684.13	10,167.73	10,675.60	11,209.47	11,769.33	12,064.00	12,365.60
			Hourly	50.6800	53.2100	55.8700	58.6600	61.5900	64.6700	67.9000	69.6000	71.3400
Community Enhancement Officer I	NE	C18	Annual	58,697.60	61,630.40	64,708.80	67,953.60	71,344.00	74,921.60	78,665.60	80,641.60	82,659.20
			Monthly	4,891.47	5,135.87	5,392.40	5,662.80	5,945.33	6,243.47	6,555.47	6,720.13	6,888.27
			Hourly	28.2200	29.6300	31.1100	32.6700	34.3000	36.0200	37.8200	38.7700	39.7400
Community Enhancement Officer II	NE	C20	Annual	64,708.80	67,953.60	71,344.00	74,921.60	78,665.60	82,596.80	86,736.00	88,899.20	91,124.80
			Monthly	5,392.40	5,662.80	5,945.33	6,243.47	6,555.47	6,883.07	7,228.00	7,408.27	7,593.73
			Hourly	31.1100	32.6700	34.3000	36.0200	37.8200	39.7100	41.7000	42.7400	43.8100
Community Enhancement Supervisor	PAM	C23	Annual	74,921.60	78,665.60	82,596.80	86,736.00	91,083.20	95,638.40	100,422.40	102,939.20	105,518.40
			Monthly	6,243.47	6,555.47	6,883.07	7,228.00	7,590.27	7,969.87	8,368.53	8,578.27	8,793.20
			Hourly	36.0200	37.8200	39.7100	41.7000	43.7900	45.9800	48.2800	49.4900	50.7300

Attachment: HA Resolution 2024-XX [Revision 1] (6505 : FY23/24 MID-YEAR OPERATING & CIP BUDGET

CITY OF MORENO VALLEY
SALARY SCALE - CAREER POSITIONS
EFFECTIVE 02/06/2024

TITLE	GRP	GRADE										
				A	B	C	D	E	F	G	H	I
				5.0%		5.0%	5.0%	5.0%	5.0%	5.0%	2.5%	2.5%
Community Services Assistant Coordinator	NE	C08	Annual	36,046.40	37,856.00	39,748.80	41,745.60	43,825.60	46,009.60	48,318.40	49,524.80	50,772.80
			Monthly	3,003.87	3,154.67	3,312.40	3,478.80	3,652.13	3,834.13	4,026.53	4,127.07	4,231.07
			Hourly	17.3300	18.2000	19.1100	20.0700	21.0700	22.1200	23.2300	23.8100	24.4100
Community Services Coordinator	NE	C10	Annual	39,728.00	41,724.80	43,804.80	45,988.80	48,297.60	50,710.40	53,248.00	54,579.20	55,952.00
			Monthly	3,310.67	3,477.07	3,650.40	3,832.40	4,024.80	4,225.87	4,437.33	4,548.27	4,662.67
			Hourly	19.1000	20.0600	21.0600	22.1100	23.2200	24.3800	25.6000	26.2400	26.9000
Community Services Division Manager	DMG	C30	Annual	105,414.40	110,676.80	116,209.60	122,012.80	128,107.20	134,513.60	141,232.00	144,768.00	148,387.20
			Monthly	8,784.53	9,223.07	9,684.13	10,167.73	10,675.60	11,209.47	11,769.33	12,064.00	12,365.60
			Hourly	50.6800	53.2100	55.8700	58.6600	61.5900	64.6700	67.9000	69.6000	71.3400
Community Services Supervisor	PAM	C19	Annual	61,630.40	64,708.80	67,953.60	71,344.00	74,921.60	78,665.60	82,596.80	84,656.00	86,777.60
			Monthly	5,135.87	5,392.40	5,662.80	5,945.33	6,243.47	6,555.47	6,883.07	7,054.67	7,231.47
			Hourly	29.6300	31.1100	32.6700	34.3000	36.0200	37.8200	39.7100	40.7000	41.7200
Construction Inspector	NE	C22	Annual	71,344.00	74,921.60	78,665.60	82,596.80	86,736.00	91,083.20	95,638.40	98,030.40	100,484.80
			Monthly	5,945.33	6,243.47	6,555.47	6,883.07	7,228.00	7,590.27	7,969.87	8,169.20	8,373.73
			Hourly	34.3000	36.0200	37.8200	39.7100	41.7000	43.7900	45.9800	47.1300	48.3100
Construction Inspector Supervisor	PAM	C25	Annual	82,596.80	86,736.00	91,083.20	95,638.40	100,422.40	105,435.20	110,697.60	113,464.00	116,292.80
			Monthly	6,883.07	7,228.00	7,590.27	7,969.87	8,368.53	8,786.27	9,224.80	9,455.33	9,691.07
			Hourly	39.7100	41.7000	43.7900	45.9800	48.2800	50.6900	53.2200	54.5500	55.9100
Crossing Guard Supervisor	NE	C07	Annual	36,046.40	37,856.00	39,748.80	41,745.60	43,825.60	46,009.60	48,318.40	49,524.80	50,772.80
			Monthly	3,003.87	3,154.67	3,312.40	3,478.80	3,652.13	3,834.13	4,026.53	4,127.07	4,231.07
			Hourly	17.3300	18.2000	19.1100	20.0700	21.0700	22.1200	23.2300	23.8100	24.4100
Customer Service Manager	PAM	C26	Annual	86,715.20	91,041.60	95,596.80	100,380.80	105,393.60	110,656.00	116,188.80	119,100.80	122,075.20
			Monthly	7,226.27	7,586.80	7,966.40	8,365.07	8,782.80	9,221.33	9,682.40	9,925.07	10,172.93
			Hourly	41.6900	43.7700	45.9600	48.2600	50.6700	53.2000	55.8600	57.2600	58.6900
Deputy City Clerk	NE	C17	Annual	55,910.40	58,697.60	61,630.40	64,708.80	67,953.60	71,344.00	74,921.60	76,793.60	78,707.20
			Monthly	4,659.20	4,891.47	5,135.87	5,392.40	5,662.80	5,945.33	6,243.47	6,399.47	6,558.93
			Hourly	26.8800	28.2200	29.6300	31.1100	32.6700	34.3000	36.0200	36.9200	37.8400
Deputy City Manager	DMG	C30	Annual	105,414.40	110,676.80	116,209.60	122,012.80	128,107.20	134,513.60	141,232.00	144,768.00	148,387.20
			Monthly	8,784.53	9,223.07	9,684.13	10,167.73	10,675.60	11,209.47	11,769.33	12,064.00	12,365.60
			Hourly	50.6800	53.2100	55.8700	58.6600	61.5900	64.6700	67.9000	69.6000	71.3400
Deputy Compliance Director	DMG	C35	Annual	144,372.80	151,590.40	159,161.60	167,128.00	175,489.60	184,267.20	193,481.60	198,328.00	203,278.40
			Monthly	12,031.07	12,632.53	13,263.47	13,927.33	14,624.13	15,355.60	16,123.47	16,527.33	16,939.87
			Hourly	69.4100	72.8800	76.5200	80.3500	84.3700	88.5900	93.0200	95.3500	97.7300
Deputy Finance Director	DMG	C34	Annual	137,488.00	144,372.80	151,590.40	159,161.60	167,128.00	175,489.60	184,267.20	188,864.00	193,585.60
			Monthly	11,457.33	12,031.07	12,632.53	13,263.47	13,927.33	14,624.13	15,355.60	15,738.67	16,132.13
			Hourly	66.1000	69.4100	72.8800	76.5200	80.3500	84.3700	88.5900	90.8000	93.0700
Economic Development Division Manager	DMG	C30	Annual	105,414.40	110,676.80	116,209.60	122,012.80	128,107.20	134,513.60	141,232.00	144,768.00	148,387.20
			Monthly	8,784.53	9,223.07	9,684.13	10,167.73	10,675.60	11,209.47	11,769.33	12,064.00	12,365.60
			Hourly	50.6800	53.2100	55.8700	58.6600	61.5900	64.6700	67.9000	69.6000	71.3400

Attachment: HA Resolution 2024-XX [Revision 1] (6505 : FY23/24 MID-YEAR OPERATING & CIP BUDGET

CITY OF MORENO VALLEY
SALARY SCALE - CAREER POSITIONS
EFFECTIVE 02/06/2024

TITLE	GRP	GRADE										
				A	B	C	D	E	F	G	H	I
				5.0%		5.0%	5.0%	5.0%	5.0%	5.0%	2.5%	2.5%
Electric Utility Assistant Manager	PAM	C34	Annual	137,488.00	144,372.80	151,590.40	159,161.60	167,128.00	175,489.60	184,267.20	188,864.00	193,585.60
			Monthly	11,457.33	12,031.07	12,632.53	13,263.47	13,927.33	14,624.13	15,355.60	15,738.67	16,132.13
			Hourly	66.1000	69.4100	72.8800	76.5200	80.3500	84.3700	88.5900	90.8000	93.0700
Electric Utility Division Manager	DMG	C36	Annual	158,891.20	166,836.80	175,177.60	183,934.40	193,128.00	202,779.20	212,908.80	218,233.60	223,683.20
			Monthly	13,240.93	13,903.07	14,598.13	15,327.87	16,094.00	16,898.27	17,742.40	18,186.13	18,640.27
			Hourly	76.3900	80.2100	84.2200	88.4300	92.8500	97.4900	102.3600	104.9200	107.5400
Electric Utility Program Coordinator	PAM	C27	Annual	91,062.40	95,617.60	100,401.60	105,414.40	110,676.80	116,209.60	122,012.80	125,070.40	128,190.40
			Monthly	7,588.53	7,968.13	8,366.80	8,784.53	9,223.07	9,684.13	10,167.73	10,422.53	10,682.53
			Hourly	43.7800	45.9700	48.2700	50.6800	53.2100	55.8700	58.6600	60.1300	61.6300
Emergency Management Coordinator	PAM	C22	Annual	71,344.00	74,921.60	78,665.60	82,596.80	86,736.00	91,083.20	95,638.40	98,030.40	100,484.80
			Monthly	5,945.33	6,243.47	6,555.47	6,883.07	7,228.00	7,590.27	7,969.87	8,169.20	8,373.73
			Hourly	34.3000	36.0200	37.8200	39.7100	41.7000	43.7900	45.9800	47.1300	48.3100
Emergency Management & Volunteer Services Program Manager	DMG	C30	Annual	105,414.40	110,676.80	116,209.60	122,012.80	128,107.20	134,513.60	141,232.00	144,768.00	148,387.20
			Monthly	8,784.53	9,223.07	9,684.13	10,167.73	10,675.60	11,209.47	11,769.33	12,064.00	12,365.60
			Hourly	50.6800	53.2100	55.8700	58.6600	61.5900	64.6700	67.9000	69.6000	71.3400
Engineering Division Manager/Assistant City Engineer	DMG	C34	Annual	137,488.00	144,372.80	151,590.40	159,161.60	167,128.00	175,489.60	184,267.20	188,864.00	193,585.60
			Monthly	11,457.33	12,031.07	12,632.53	13,263.47	13,927.33	14,624.13	15,355.60	15,738.67	16,132.13
			Hourly	66.1000	69.4100	72.8800	76.5200	80.3500	84.3700	88.5900	90.8000	93.0700
Enterprise Systems Administrator	PAM	C31	Annual	110,676.80	116,209.60	122,012.80	128,107.20	134,513.60	141,232.00	148,304.00	152,006.40	155,812.80
			Monthly	9,223.07	9,684.13	10,167.73	10,675.60	11,209.47	11,769.33	12,358.67	12,667.20	12,984.40
			Hourly	53.2100	55.8700	58.6600	61.5900	64.6700	67.9000	71.3000	73.0800	74.9100
Equipment Operator	NE	C17	Annual	55,910.40	58,697.60	61,630.40	64,708.80	67,953.60	71,344.00	74,921.60	76,793.60	78,707.20
			Monthly	4,659.20	4,891.47	5,135.87	5,392.40	5,662.80	5,945.33	6,243.47	6,399.47	6,558.93
			Hourly	26.8800	28.2200	29.6300	31.1100	32.6700	34.3000	36.0200	36.9200	37.8400
Executive Assistant I	NE	C19	Annual	61,630.40	64,708.80	67,953.60	71,344.00	74,921.60	78,665.60	82,596.80	84,656.00	86,777.60
			Monthly	5,135.87	5,392.40	5,662.80	5,945.33	6,243.47	6,555.47	6,883.07	7,054.67	7,231.47
			Hourly	29.6300	31.1100	32.6700	34.3000	36.0200	37.8200	39.7100	40.7000	41.7200
Executive Assistant to Mayor/City Council	DMG	C30	Annual	105,414.40	110,676.80	116,209.60	122,012.80	128,107.20	134,513.60	141,232.00	144,768.00	148,387.20
			Monthly	8,784.53	9,223.07	9,684.13	10,167.73	10,675.60	11,209.47	11,769.33	12,064.00	12,365.60
			Hourly	50.6800	53.2100	55.8700	58.6600	61.5900	64.6700	67.9000	69.6000	71.3400
Facilities Maintenance Mechanic	NE	C15	Annual	50,710.40	53,248.00	55,910.40	58,697.60	61,630.40	64,708.80	67,953.60	69,659.20	71,406.40
			Monthly	4,225.87	4,437.33	4,659.20	4,891.47	5,135.87	5,392.40	5,662.80	5,804.93	5,950.53
			Hourly	24.3800	25.6000	26.8800	28.2200	29.6300	31.1100	32.6700	33.4900	34.3300
Facilities Maintenance Worker	NE	C13	Annual	45,988.80	48,297.60	50,710.40	53,248.00	55,910.40	58,697.60	61,630.40	63,169.60	64,750.40
			Monthly	3,832.40	4,024.80	4,225.87	4,437.33	4,659.20	4,891.47	5,135.87	5,264.13	5,395.87
			Hourly	22.1100	23.2200	24.3800	25.6000	26.8800	28.2200	29.6300	30.3700	31.1300
Financial Operations Division Manager	DMG	C33	Annual	127,899.20	134,284.80	141,003.20	148,054.40	155,459.20	163,238.40	171,392.00	175,676.80	180,065.60
			Monthly	10,658.27	11,190.40	11,750.27	12,337.87	12,954.93	13,603.20	14,282.67	14,639.73	15,005.47
			Hourly	61.4900	64.5600	67.7900	71.1800	74.7400	78.4800	82.4000	84.4600	86.5700

Attachment: HA Resolution 2024-XX [Revision 1] (6505 : FY23/24 MID-YEAR OPERATING & CIP BUDGET

CITY OF MORENO VALLEY
SALARY SCALE - CAREER POSITIONS
EFFECTIVE 02/06/2024

TITLE	GRP	GRADE										
				A	B	C	D	E	F	G	H	I
				5.0%		5.0%	5.0%	5.0%	5.0%	5.0%	2.5%	2.5%
Financial Resources Division Manager	DMG	C33	Annual	127,899.20	134,284.80	141,003.20	148,054.40	155,459.20	163,238.40	171,392.00	175,676.80	180,065.60
			Monthly	10,658.27	11,190.40	11,750.27	12,337.87	12,954.93	13,603.20	14,282.67	14,639.73	15,005.47
			Hourly	61.4900	64.5600	67.7900	71.1800	74.7400	78.4800	82.4000	84.4600	86.5700
Fleet & Facilities Division Manager	DMG	C31	Annual	110,676.80	116,209.60	122,012.80	128,107.20	134,513.60	141,232.00	148,304.00	152,006.40	155,812.80
			Monthly	9,223.07	9,684.13	10,167.73	10,675.60	11,209.47	11,769.33	12,358.67	12,667.20	12,984.40
			Hourly	53.2100	55.8700	58.6600	61.5900	64.6700	67.9000	71.3000	73.0800	74.9100
Fleet & Facilities Maintenance Supervisor	PAM	C27	Annual	91,062.40	95,617.60	100,401.60	105,414.40	110,676.80	116,209.60	122,012.80	125,070.40	128,190.40
			Monthly	7,588.53	7,968.13	8,366.80	8,784.53	9,223.07	9,684.13	10,167.73	10,422.53	10,682.53
			Hourly	43.7800	45.9700	48.2700	50.6800	53.2100	55.8700	58.6600	60.1300	61.6300
GIS Administrator	PAM	C29	Annual	100,380.80	105,393.60	110,656.00	116,188.80	121,992.00	128,086.40	134,492.80	137,862.40	141,315.20
			Monthly	8,365.07	8,782.80	9,221.33	9,682.40	10,166.00	10,673.87	11,207.73	11,488.53	11,776.27
			Hourly	48.2600	50.6700	53.2000	55.8600	58.6500	61.5800	64.6600	66.2800	67.9400
GIS Applications Analyst	PAM	C25	Annual	82,596.80	86,736.00	91,083.20	95,638.40	100,422.40	105,435.20	110,697.60	113,464.00	116,292.80
			Monthly	6,883.07	7,228.00	7,590.27	7,969.87	8,368.53	8,786.27	9,224.80	9,455.33	9,691.07
			Hourly	39.7100	41.7000	43.7900	45.9800	48.2800	50.6900	53.2200	54.5500	55.9100
GIS Specialist	NE	C21	Annual	67,953.60	71,344.00	74,921.60	78,665.60	82,596.80	86,736.00	91,083.20	93,350.40	95,680.00
			Monthly	5,662.80	5,945.33	6,243.47	6,555.47	6,883.07	7,228.00	7,590.27	7,779.20	7,973.33
			Hourly	32.6700	34.3000	36.0200	37.8200	39.7100	41.7000	43.7900	44.8800	46.0000
Grants Division Manager	DMG	C33	Annual	127,899.20	134,284.80	141,003.20	148,054.40	155,459.20	163,238.40	171,392.00	175,676.80	180,065.60
			Monthly	10,658.27	11,190.40	11,750.27	12,337.87	12,954.93	13,603.20	14,282.67	14,639.73	15,005.47
			Hourly	61.4900	64.5600	67.7900	71.1800	74.7400	78.4800	82.4000	84.4600	86.5700
Human Resources Analyst	PAM	C24	Annual	78,665.60	82,596.80	86,736.00	91,083.20	95,638.40	100,422.40	105,435.20	108,076.80	110,780.80
			Monthly	6,555.47	6,883.07	7,228.00	7,590.27	7,969.87	8,368.53	8,786.27	9,006.40	9,231.73
			Hourly	37.8200	39.7100	41.7000	43.7900	45.9800	48.2800	50.6900	51.9600	53.2600
Human Resources Division Manager	DMG	C34	Annual	137,488.00	144,372.80	151,590.40	159,161.60	167,128.00	175,489.60	184,267.20	188,864.00	193,585.60
			Monthly	11,457.33	12,031.07	12,632.53	13,263.47	13,927.33	14,624.13	15,355.60	15,738.67	16,132.13
			Hourly	66.1000	69.4100	72.8800	76.5200	80.3500	84.3700	88.5900	90.8000	93.0700
Human Resources Technician	NE	C22	Annual	71,344.00	74,921.60	78,665.60	82,596.80	86,736.00	91,083.20	95,638.40	98,030.40	100,484.80
			Monthly	5,945.33	6,243.47	6,555.47	6,883.07	7,228.00	7,590.27	7,969.87	8,169.20	8,373.73
			Hourly	34.3000	36.0200	37.8200	39.7100	41.7000	43.7900	45.9800	47.1300	48.3100
Information Technology Technician	NE	C20	Annual	64,708.80	67,953.60	71,344.00	74,921.60	78,665.60	82,596.80	86,736.00	88,899.20	91,124.80
			Monthly	5,392.40	5,662.80	5,945.33	6,243.47	6,555.47	6,883.07	7,228.00	7,408.27	7,593.73
			Hourly	31.1100	32.6700	34.3000	36.0200	37.8200	39.7100	41.7000	42.7400	43.8100
Landscape Services Inspector	NE	C18	Annual	58,697.60	61,630.40	64,708.80	67,953.60	71,344.00	74,921.60	78,665.60	80,641.60	82,659.20
			Monthly	4,891.47	5,135.87	5,392.40	5,662.80	5,945.33	6,243.47	6,555.47	6,720.13	6,888.27
			Hourly	28.2200	29.6300	31.1100	32.6700	34.3000	36.0200	37.8200	38.7700	39.7400
Lead Facilities Maintenance Worker	NE	C18	Annual	58,697.60	61,630.40	64,708.80	67,953.60	71,344.00	74,921.60	78,665.60	80,641.60	82,659.20
			Monthly	4,891.47	5,135.87	5,392.40	5,662.80	5,945.33	6,243.47	6,555.47	6,720.13	6,888.27
			Hourly	28.2200	29.6300	31.1100	32.6700	34.3000	36.0200	37.8200	38.7700	39.7400

Attachment: HA Resolution 2024-XX [Revision 1] (6505 : FY23/24 MID-YEAR OPERATING & CIP BUDGET

CITY OF MORENO VALLEY
SALARY SCALE - CAREER POSITIONS
EFFECTIVE 02/06/2024

TITLE	GRP	GRADE										
			A	B	C	D	E	F	G	H	I	
			5.0%		5.0%	5.0%	5.0%	5.0%	5.0%	2.5%	2.5%	
Lead Maintenance Worker	NE	C19	Annual	61,630.40	64,708.80	67,953.60	71,344.00	74,921.60	78,665.60	82,596.80	84,656.00	86,777.60
			Monthly	5,135.87	5,392.40	5,662.80	5,945.33	6,243.47	6,555.47	6,883.07	7,054.67	7,231.47
			Hourly	29.6300	31.1100	32.6700	34.3000	36.0200	37.8200	39.7100	40.7000	41.7200
Lead Parks Maintenance Worker	NE	C15	Annual	50,710.40	53,248.00	55,910.40	58,697.60	61,630.40	64,708.80	67,953.60	69,659.20	71,406.40
			Monthly	4,225.87	4,437.33	4,659.20	4,891.47	5,135.87	5,392.40	5,662.80	5,804.93	5,950.53
			Hourly	24.3800	25.6000	26.8800	28.2200	29.6300	31.1100	32.6700	33.4900	34.3300
Lead Traffic Sign/Marking Technician	NE	C18	Annual	58,697.60	61,630.40	64,708.80	67,953.60	71,344.00	74,921.60	78,665.60	80,641.60	82,659.20
			Monthly	4,891.47	5,135.87	5,392.40	5,662.80	5,945.33	6,243.47	6,555.47	6,720.13	6,888.27
			Hourly	28.2200	29.6300	31.1100	32.6700	34.3000	36.0200	37.8200	38.7700	39.7400
Lead Vehicle/Equipment Technician	NE	C19	Annual	61,630.40	64,708.80	67,953.60	71,344.00	74,921.60	78,665.60	82,596.80	84,656.00	86,777.60
			Monthly	5,135.87	5,392.40	5,662.80	5,945.33	6,243.47	6,555.47	6,883.07	7,054.67	7,231.47
			Hourly	29.6300	31.1100	32.6700	34.3000	36.0200	37.8200	39.7100	40.7000	41.7200
Maintenance & Operations Division Manager	DMG	C31	Annual	110,676.80	116,209.60	122,012.80	128,107.20	134,513.60	141,232.00	148,304.00	152,006.40	155,812.80
			Monthly	9,223.07	9,684.13	10,167.73	10,675.60	11,209.47	11,769.33	12,358.67	12,667.20	12,984.40
			Hourly	53.2100	55.8700	58.6600	61.5900	64.6700	67.9000	71.3000	73.0800	74.9100
Maintenance Worker I	NE	C12	Annual	43,804.80	45,988.80	48,297.60	50,710.40	53,248.00	55,910.40	58,697.60	60,174.40	61,672.00
			Monthly	3,650.40	3,832.40	4,024.80	4,225.87	4,437.33	4,659.20	4,891.47	5,014.53	5,139.33
			Hourly	21.0600	22.1100	23.2200	24.3800	25.6000	26.8800	28.2200	28.9300	29.6500
Maintenance Worker II	NE	C15	Annual	50,710.40	53,248.00	55,910.40	58,697.60	61,630.40	64,708.80	67,953.60	69,659.20	71,406.40
			Monthly	4,225.87	4,437.33	4,659.20	4,891.47	5,135.87	5,392.40	5,662.80	5,804.93	5,950.53
			Hourly	24.3800	25.6000	26.8800	28.2200	29.6300	31.1100	32.6700	33.4900	34.3300
Maintenance Worker/Work Release Coordinator	NE	C16	Annual	53,248.00	55,910.40	58,697.60	61,630.40	64,708.80	67,953.60	71,344.00	73,132.80	74,963.20
			Monthly	4,437.33	4,659.20	4,891.47	5,135.87	5,392.40	5,662.80	5,945.33	6,094.40	6,246.93
			Hourly	25.6000	26.8800	28.2200	29.6300	31.1100	32.6700	34.3000	35.1600	36.0400
Management Aide	NE	C18	Annual	58,697.60	61,630.40	64,708.80	67,953.60	71,344.00	74,921.60	78,665.60	80,641.60	82,659.20
			Monthly	4,891.47	5,135.87	5,392.40	5,662.80	5,945.33	6,243.47	6,555.47	6,720.13	6,888.27
			Hourly	28.2200	29.6300	31.1100	32.6700	34.3000	36.0200	37.8200	38.7700	39.7400
Management Analyst	PAM	C24	Annual	78,665.60	82,596.80	86,736.00	91,083.20	95,638.40	100,422.40	105,435.20	108,076.80	110,780.80
			Monthly	6,555.47	6,883.07	7,228.00	7,590.27	7,969.87	8,368.53	8,786.27	9,006.40	9,231.73
			Hourly	37.8200	39.7100	41.7000	43.7900	45.9800	48.2800	50.6900	51.9600	53.2600
Management Assistant	PAM	C22	Annual	71,344.00	74,921.60	78,665.60	82,596.80	86,736.00	91,083.20	95,638.40	98,030.40	100,484.80
			Monthly	5,945.33	6,243.47	6,555.47	6,883.07	7,228.00	7,590.27	7,969.87	8,169.20	8,373.73
			Hourly	34.3000	36.0200	37.8200	39.7100	41.7000	43.7900	45.9800	47.1300	48.3100
Media & Communications Division Manager	DMG	C33	Annual	127,899.20	134,284.80	141,003.20	148,054.40	155,459.20	163,238.40	171,392.00	175,676.80	180,065.60
			Monthly	10,658.27	11,190.40	11,750.27	12,337.87	12,954.93	13,603.20	14,282.67	14,639.73	15,005.47
			Hourly	61.4900	64.5600	67.7900	71.1800	74.7400	78.4800	82.4000	84.4600	86.5700
Network Administrator	PAM	C31	Annual	110,676.80	116,209.60	122,012.80	128,107.20	134,513.60	141,232.00	148,304.00	152,006.40	155,812.80
			Monthly	9,223.07	9,684.13	10,167.73	10,675.60	11,209.47	11,769.33	12,358.67	12,667.20	12,984.40
			Hourly	53.2100	55.8700	58.6600	61.5900	64.6700	67.9000	71.3000	73.0800	74.9100

Attachment: HA Resolution 2024-XX [Revision 1] (6505 : FY23/24 MID-YEAR OPERATING & CIP BUDGET

CITY OF MORENO VALLEY
SALARY SCALE - CAREER POSITIONS
EFFECTIVE 02/06/2024

TITLE	GRP	GRADE										
			A	B	C	D	E	F	G	H	I	
			5.0%	5.0%	5.0%	5.0%	5.0%	5.0%	5.0%	2.5%	2.5%	
Network & Systems Specialist	PAM	C24	Annual	78,665.60	82,596.80	86,736.00	91,083.20	95,638.40	100,422.40	105,435.20	108,076.80	110,780.80
			Monthly	6,555.47	6,883.07	7,228.00	7,590.27	7,969.87	8,368.53	8,786.27	9,006.40	9,231.73
			Hourly	37.8200	39.7100	41.7000	43.7900	45.9800	48.2800	50.6900	51.9600	53.2600
Paralegal	NE	C20	Annual	64,708.80	67,953.60	71,344.00	74,921.60	78,665.60	82,596.80	86,736.00	88,899.20	91,124.80
			Monthly	5,392.40	5,662.80	5,945.33	6,243.47	6,555.47	6,883.07	7,228.00	7,408.27	7,593.73
			Hourly	31.1100	32.6700	34.3000	36.0200	37.8200	39.7100	41.7000	42.7400	43.8100
Park Ranger	NE	C16	Annual	53,248.00	55,910.40	58,697.60	61,630.40	64,708.80	67,953.60	71,344.00	73,132.80	74,963.20
			Monthly	4,437.33	4,659.20	4,891.47	5,135.87	5,392.40	5,662.80	5,945.33	6,094.40	6,246.93
			Hourly	25.6000	26.8800	28.2200	29.6300	31.1100	32.6700	34.3000	35.1600	36.0400
Parking Control Officer	NE	C12	Annual	43,804.80	45,988.80	48,297.60	50,710.40	53,248.00	55,910.40	58,697.60	60,174.40	61,672.00
			Monthly	3,650.40	3,832.40	4,024.80	4,225.87	4,437.33	4,659.20	4,891.47	5,014.53	5,139.33
			Hourly	21.0600	22.1100	23.2200	24.3800	25.6000	26.8800	28.2200	28.9300	29.6500
Parks & Community Services Administration & Financial Services Division Manager	DMG	C30	Annual	105,414.40	110,676.80	116,209.60	122,012.80	128,107.20	134,513.60	141,232.00	144,768.00	148,387.20
			Monthly	8,784.53	9,223.07	9,684.13	10,167.73	10,675.60	11,209.47	11,769.33	12,064.00	12,365.60
			Hourly	50.6800	53.2100	55.8700	58.6600	61.5900	64.6700	67.9000	69.6000	71.3400
Parks & Landscape Services Division Manager	DMG	C31	Annual	110,676.80	116,209.60	122,012.80	128,107.20	134,513.60	141,232.00	148,304.00	152,006.40	155,812.80
			Monthly	9,223.07	9,684.13	10,167.73	10,675.60	11,209.47	11,769.33	12,358.67	12,667.20	12,984.40
			Hourly	53.2100	55.8700	58.6600	61.5900	64.6700	67.9000	71.3000	73.0800	74.9100
Parks Maintenance Supervisor	PAM	C25	Annual	82,596.80	86,736.00	91,083.20	95,638.40	100,422.40	105,435.20	110,697.60	113,464.00	116,292.80
			Monthly	6,883.07	7,228.00	7,590.27	7,969.87	8,368.53	8,786.27	9,224.80	9,455.33	9,691.07
			Hourly	39.7100	41.7000	43.7900	45.9800	48.2800	50.6900	53.2200	54.5500	55.9100
Parks Maintenance Worker	NE	C12	Annual	43,804.80	45,988.80	48,297.60	50,710.40	53,248.00	55,910.40	58,697.60	60,174.40	61,672.00
			Monthly	3,650.40	3,832.40	4,024.80	4,225.87	4,437.33	4,659.20	4,891.47	5,014.53	5,139.33
			Hourly	21.0600	22.1100	23.2200	24.3800	25.6000	26.8800	28.2200	28.9300	29.6500
Parks Project Manager	PAM	C25	Annual	82,596.80	86,736.00	91,083.20	95,638.40	100,422.40	105,435.20	110,697.60	113,464.00	116,292.80
			Monthly	6,883.07	7,228.00	7,590.27	7,969.87	8,368.53	8,786.27	9,224.80	9,455.33	9,691.07
			Hourly	39.7100	41.7000	43.7900	45.9800	48.2800	50.6900	53.2200	54.5500	55.9100
Payroll Supervisor	PAM	C26	Annual	86,715.20	91,041.60	95,596.80	100,380.80	105,393.60	110,656.00	116,188.80	119,100.80	122,075.20
			Monthly	7,226.27	7,586.80	7,966.40	8,365.07	8,782.80	9,221.33	9,682.40	9,925.07	10,172.93
			Hourly	41.6900	43.7700	45.9600	48.2600	50.6700	53.2000	55.8600	57.2600	58.6900
Permit Technician	NE	C18	Annual	58,697.60	61,630.40	64,708.80	67,953.60	71,344.00	74,921.60	78,665.60	80,641.60	82,659.20
			Monthly	4,891.47	5,135.87	5,392.40	5,662.80	5,945.33	6,243.47	6,555.47	6,720.13	6,888.27
			Hourly	28.2200	29.6300	31.1100	32.6700	34.3000	36.0200	37.8200	38.7700	39.7400
Planning Division Manager/Official	DMG	C34	Annual	137,488.00	144,372.80	151,590.40	159,161.60	167,128.00	175,489.60	184,267.20	188,864.00	193,585.60
			Monthly	11,457.33	12,031.07	12,632.53	13,263.47	13,927.33	14,624.13	15,355.60	15,738.67	16,132.13
			Hourly	66.1000	69.4100	72.8800	76.5200	80.3500	84.3700	88.5900	90.8000	93.0700
Power Supply Manager	PAM	C32	Annual	118,976.00	124,924.80	131,164.80	137,716.80	144,601.60	151,840.00	159,432.00	163,425.60	167,502.40
			Monthly	9,914.67	10,410.40	10,930.40	11,476.40	12,050.13	12,653.33	13,286.00	13,618.80	13,958.53
			Hourly	57.2000	60.0600	63.0600	66.2100	69.5200	73.0000	76.6500	78.5700	80.5300

Attachment: HA Resolution 2024-XX [Revision 1] (6505 : FY23/24 MID-YEAR OPERATING & CIP BUDGET

CITY OF MORENO VALLEY
SALARY SCALE - CAREER POSITIONS
EFFECTIVE 02/06/2024

TITLE	GRP	GRADE										
			A	B	C	D	E	F	G	H	I	
			5.0%		5.0%	5.0%	5.0%	5.0%	5.0%	2.5%	2.5%	
Principal Accountant	PAM	C28	Annual	95,617.60	100,401.60	105,414.40	110,676.80	116,209.60	122,012.80	128,107.20	131,310.40	134,596.80
			Monthly	7,968.13	8,366.80	8,784.53	9,223.07	9,684.13	10,167.73	10,675.60	10,942.53	11,216.40
			Hourly	45.9700	48.2700	50.6800	53.2100	55.8700	58.6600	61.5900	63.1300	64.7100
Principal Engineer	DMG	C33	Annual	127,899.20	134,284.80	141,003.20	148,054.40	155,459.20	163,238.40	171,392.00	175,676.80	180,065.60
			Monthly	10,658.27	11,190.40	11,750.27	12,337.87	12,954.93	13,603.20	14,282.67	14,639.73	15,005.47
			Hourly	61.4900	64.5600	67.7900	71.1800	74.7400	78.4800	82.4000	84.4600	86.5700
Principal Engineer/City Traffic Engineer	DMG	C33	Annual	127,899.20	134,284.80	141,003.20	148,054.40	155,459.20	163,238.40	171,392.00	175,676.80	180,065.60
			Monthly	10,658.27	11,190.40	11,750.27	12,337.87	12,954.93	13,603.20	14,282.67	14,639.73	15,005.47
			Hourly	61.4900	64.5600	67.7900	71.1800	74.7400	78.4800	82.4000	84.4600	86.5700
Principal Planner	PAM	C33	Annual	127,899.20	134,284.80	141,003.20	148,054.40	155,459.20	163,238.40	171,392.00	175,676.80	180,065.60
			Monthly	10,658.27	11,190.40	11,750.27	12,337.87	12,954.93	13,603.20	14,282.67	14,639.73	15,005.47
			Hourly	61.4900	64.5600	67.7900	71.1800	74.7400	78.4800	82.4000	84.4600	86.5700
Program Analyst	PAM	C24	Annual	78,665.60	82,596.80	86,736.00	91,083.20	95,638.40	100,422.40	105,435.20	108,076.80	110,780.80
			Monthly	6,555.47	6,883.07	7,228.00	7,590.27	7,969.87	8,368.53	8,786.27	9,006.40	9,231.73
			Hourly	37.8200	39.7100	41.7000	43.7900	45.9800	48.2800	50.6900	51.9600	53.2600
Public Information/Intergovernmental Relations Officer	PAM	C28	Annual	95,617.60	100,401.60	105,414.40	110,676.80	116,209.60	122,012.80	128,107.20	131,310.40	134,596.80
			Monthly	7,968.13	8,366.80	8,784.53	9,223.07	9,684.13	10,167.73	10,675.60	10,942.53	11,216.40
			Hourly	45.9700	48.2700	50.6800	53.2100	55.8700	58.6600	61.5900	63.1300	64.7100
Public Safety Contracts Administrator	DMG	C30	Annual	105,414.40	110,676.80	116,209.60	122,012.80	128,107.20	134,513.60	141,232.00	144,768.00	148,387.20
			Monthly	8,784.53	9,223.07	9,684.13	10,167.73	10,675.60	11,209.47	11,769.33	12,064.00	12,365.60
			Hourly	50.6800	53.2100	55.8700	58.6600	61.5900	64.6700	67.9000	69.6000	71.3400
Purchasing Division Manager	DMG	C32	Annual	118,976.00	124,924.80	131,164.80	137,716.80	144,601.60	151,840.00	159,432.00	163,425.60	167,502.40
			Monthly	9,914.67	10,410.40	10,930.40	11,476.40	12,050.13	12,653.33	13,286.00	13,618.80	13,958.53
			Hourly	57.2000	60.0600	63.0600	66.2100	69.5200	73.0000	76.6500	78.5700	80.5300
Recycling Specialist	NE	C16	Annual	53,248.00	55,910.40	58,697.60	61,630.40	64,708.80	67,953.60	71,344.00	73,132.80	74,963.20
			Monthly	4,437.33	4,659.20	4,891.47	5,135.87	5,392.40	5,662.80	5,945.33	6,094.40	6,246.93
			Hourly	25.6000	26.8800	28.2200	29.6300	31.1100	32.6700	34.3000	35.1600	36.0400
Registered Veterinary Technician	NE	C16	Annual	53,248.00	55,910.40	58,697.60	61,630.40	64,708.80	67,953.60	71,344.00	73,132.80	74,963.20
			Monthly	4,437.33	4,659.20	4,891.47	5,135.87	5,392.40	5,662.80	5,945.33	6,094.40	6,246.93
			Hourly	25.6000	26.8800	28.2200	29.6300	31.1100	32.6700	34.3000	35.1600	36.0400
Security Guard	NE	C08	Annual	36,046.40	37,856.00	39,748.80	41,745.60	43,825.60	46,009.60	48,318.40	49,524.80	50,772.80
			Monthly	3,003.87	3,154.67	3,312.40	3,478.80	3,652.13	3,834.13	4,026.53	4,127.07	4,231.07
			Hourly	17.3300	18.2000	19.1100	20.0700	21.0700	22.1200	23.2300	23.8100	24.4100
Senior Accountant	PAM	C25	Annual	82,596.80	86,736.00	91,083.20	95,638.40	100,422.40	105,435.20	110,697.60	113,464.00	116,292.80
			Monthly	6,883.07	7,228.00	7,590.27	7,969.87	8,368.53	8,786.27	9,224.80	9,455.33	9,691.07
			Hourly	39.7100	41.7000	43.7900	45.9800	48.2800	50.6900	53.2200	54.5500	55.9100
Senior Administrative Assistant	NE	C17	Annual	55,910.40	58,697.60	61,630.40	64,708.80	67,953.60	71,344.00	74,921.60	76,793.60	78,707.20
			Monthly	4,659.20	4,891.47	5,135.87	5,392.40	5,662.80	5,945.33	6,243.47	6,399.47	6,558.93
			Hourly	26.8800	28.2200	29.6300	31.1100	32.6700	34.3000	36.0200	36.9200	37.8400

Attachment: HA Resolution 2024-XX [Revision 1] (6505 : FY23/24 MID-YEAR OPERATING & CIP BUDGET

CITY OF MORENO VALLEY
SALARY SCALE - CAREER POSITIONS
EFFECTIVE 02/06/2024

TITLE	GRP	GRADE										
				A	B	C	D	E	F	G	H	I
				5.0%		5.0%	5.0%	5.0%	5.0%	5.0%	2.5%	2.5%
Senior Applications Analyst	PAM	C27	Annual	91,062.40	95,617.60	100,401.60	105,414.40	110,676.80	116,209.60	122,012.80	125,070.40	128,190.40
			Monthly	7,588.53	7,968.13	8,366.80	8,784.53	9,223.07	9,684.13	10,167.73	10,422.53	10,682.53
			Hourly	43,780.00	45,970.00	48,270.00	50,680.00	53,210.00	55,870.00	58,660.00	60,130.00	61,630.00
Senior Building Inspector	PAM	C25	Annual	82,596.80	86,736.00	91,083.20	95,638.40	100,422.40	105,435.20	110,697.60	113,464.00	116,292.80
			Monthly	6,883.07	7,228.00	7,590.27	7,969.87	8,368.53	8,786.27	9,224.80	9,455.33	9,691.07
			Hourly	39,710.00	41,700.00	43,790.00	45,980.00	48,280.00	50,690.00	53,220.00	54,550.00	55,910.00
Senior Community Enhancement Officer	PAM	C22	Annual	71,344.00	74,921.60	78,665.60	82,596.80	86,736.00	91,083.20	95,638.40	98,030.40	100,484.80
			Monthly	5,945.33	6,243.47	6,555.47	6,883.07	7,228.00	7,590.27	7,969.87	8,169.20	8,373.73
			Hourly	34,300.00	36,020.00	37,820.00	39,710.00	41,700.00	43,790.00	45,980.00	47,130.00	48,310.00
Senior Construction Inspector	PAM	C23	Annual	74,921.60	78,665.60	82,596.80	86,736.00	91,083.20	95,638.40	100,422.40	102,939.20	105,518.40
			Monthly	6,243.47	6,555.47	6,883.07	7,228.00	7,590.27	7,969.87	8,368.53	8,578.27	8,793.20
			Hourly	36,020.00	37,820.00	39,710.00	41,700.00	43,790.00	45,980.00	48,280.00	49,490.00	50,730.00
Senior Deputy City Clerk	DMG	C30	Annual	105,414.40	110,676.80	116,209.60	122,012.80	128,107.20	134,513.60	141,232.00	144,768.00	148,387.20
			Monthly	8,784.53	9,223.07	9,684.13	10,167.73	10,675.60	11,209.47	11,769.33	12,064.00	12,365.60
			Hourly	50,680.00	53,210.00	55,870.00	58,660.00	61,590.00	64,670.00	67,900.00	69,600.00	71,340.00
Senior Electrical Engineer	PAM	C31	Annual	110,676.80	116,209.60	122,012.80	128,107.20	134,513.60	141,232.00	148,304.00	152,006.40	155,812.80
			Monthly	9,223.07	9,684.13	10,167.73	10,675.60	11,209.47	11,769.33	12,358.67	12,667.20	12,984.40
			Hourly	53,210.00	55,870.00	58,660.00	61,590.00	64,670.00	67,900.00	71,300.00	73,080.00	74,910.00
Senior Engineer, P.E.	PAM	C31	Annual	110,676.80	116,209.60	122,012.80	128,107.20	134,513.60	141,232.00	148,304.00	152,006.40	155,812.80
			Monthly	9,223.07	9,684.13	10,167.73	10,675.60	11,209.47	11,769.33	12,358.67	12,667.20	12,984.40
			Hourly	53,210.00	55,870.00	58,660.00	61,590.00	64,670.00	67,900.00	71,300.00	73,080.00	74,910.00
Senior Equipment Operator	NE	C18	Annual	58,697.60	61,630.40	64,708.80	67,953.60	71,344.00	74,921.60	78,665.60	80,641.60	82,659.20
			Monthly	4,891.47	5,135.87	5,392.40	5,662.80	5,945.33	6,243.47	6,555.47	6,720.13	6,888.27
			Hourly	28,220.00	29,630.00	31,110.00	32,670.00	34,300.00	36,020.00	37,820.00	38,770.00	39,740.00
Senior Graphics Designer	NE	C19	Annual	61,630.40	64,708.80	67,953.60	71,344.00	74,921.60	78,665.60	82,596.80	84,656.00	86,777.60
			Monthly	5,135.87	5,392.40	5,662.80	5,945.33	6,243.47	6,555.47	6,883.07	7,054.67	7,231.47
			Hourly	29,630.00	31,110.00	32,670.00	34,300.00	36,020.00	37,820.00	39,710.00	40,700.00	41,720.00
Senior Human Resources Analyst	PAM	C27	Annual	91,062.40	95,617.60	100,401.60	105,414.40	110,676.80	116,209.60	122,012.80	125,070.40	128,190.40
			Monthly	7,588.53	7,968.13	8,366.80	8,784.53	9,223.07	9,684.13	10,167.73	10,422.53	10,682.53
			Hourly	43,780.00	45,970.00	48,270.00	50,680.00	53,210.00	55,870.00	58,660.00	60,130.00	61,630.00
Senior Landscape Services Inspector	PAM	C20	Annual	64,708.80	67,953.60	71,344.00	74,921.60	78,665.60	82,596.80	86,736.00	88,899.20	91,124.80
			Monthly	5,392.40	5,662.80	5,945.33	6,243.47	6,555.47	6,883.07	7,228.00	7,408.27	7,593.73
			Hourly	31,110.00	32,670.00	34,300.00	36,020.00	37,820.00	39,710.00	41,700.00	42,740.00	43,810.00
Senior Management Analyst	PAM	C27	Annual	91,062.40	95,617.60	100,401.60	105,414.40	110,676.80	116,209.60	122,012.80	125,070.40	128,190.40
			Monthly	7,588.53	7,968.13	8,366.80	8,784.53	9,223.07	9,684.13	10,167.73	10,422.53	10,682.53
			Hourly	43,780.00	45,970.00	48,270.00	50,680.00	53,210.00	55,870.00	58,660.00	60,130.00	61,630.00
Senior Office Assistant	NE	C13	Annual	45,988.80	48,297.60	50,710.40	53,248.00	55,910.40	58,697.60	61,630.40	63,169.60	64,750.40
			Monthly	3,832.40	4,024.80	4,225.87	4,437.33	4,659.20	4,891.47	5,135.87	5,264.13	5,395.87
			Hourly	22,110.00	23,220.00	24,380.00	25,600.00	26,880.00	28,220.00	29,630.00	30,370.00	31,130.00

Attachment: HA Resolution 2024-XX [Revision 1] (6505 : FY23/24 MID-YEAR OPERATING & CIP BUDGET

CITY OF MORENO VALLEY
SALARY SCALE - CAREER POSITIONS
EFFECTIVE 02/06/2024

TITLE	GRP	GRADE										
			A	B	C	D	E	F	G	H	I	
				5.0%	5.0%	5.0%	5.0%	5.0%	5.0%	5.0%	2.5%	2.5%
Senior Parking Control Officer	NE	C14	Annual	48,297.60	50,710.40	53,248.00	55,910.40	58,697.60	61,630.40	64,708.80	66,331.20	67,995.20
			Monthly	4,024.80	4,225.87	4,437.33	4,659.20	4,891.47	5,135.87	5,392.40	5,527.60	5,666.27
			Hourly	23.2200	24.3800	25.6000	26.8800	28.2200	29.6300	31.1100	31.8900	32.6900
Senior Parks Maintenance Technician	NE	C19	Annual	61,630.40	64,708.80	67,953.60	71,344.00	74,921.60	78,665.60	82,596.80	84,656.00	86,777.60
			Monthly	5,135.87	5,392.40	5,662.80	5,945.33	6,243.47	6,555.47	6,883.07	7,054.67	7,231.47
			Hourly	29.6300	31.1100	32.6700	34.3000	36.0200	37.8200	39.7100	40.7000	41.7200
Senior Payroll Technician	NE	C18	Annual	58,697.60	61,630.40	64,708.80	67,953.60	71,344.00	74,921.60	78,665.60	80,641.60	82,659.20
			Monthly	4,891.47	5,135.87	5,392.40	5,662.80	5,945.33	6,243.47	6,555.47	6,720.13	6,888.27
			Hourly	28.2200	29.6300	31.1100	32.6700	34.3000	36.0200	37.8200	38.7700	39.7400
Senior Permit Technician	NE	C20	Annual	64,708.80	67,953.60	71,344.00	74,921.60	78,665.60	82,596.80	86,736.00	88,899.20	91,124.80
			Monthly	5,392.40	5,662.80	5,945.33	6,243.47	6,555.47	6,883.07	7,228.00	7,408.27	7,593.73
			Hourly	31.1100	32.6700	34.3000	36.0200	37.8200	39.7100	41.7000	42.7400	43.8100
Senior Planner	PAM	C27	Annual	91,062.40	95,617.60	100,401.60	105,414.40	110,676.80	116,209.60	122,012.80	125,070.40	128,190.40
			Monthly	7,588.53	7,968.13	8,366.80	8,784.53	9,223.07	9,684.13	10,167.73	10,422.53	10,682.53
			Hourly	43.7800	45.9700	48.2700	50.6800	53.2100	55.8700	58.6600	60.1300	61.6300
Senior Risk Analyst	PAM	C27	Annual	91,062.40	95,617.60	100,401.60	105,414.40	110,676.80	116,209.60	122,012.80	125,070.40	128,190.40
			Monthly	7,588.53	7,968.13	8,366.80	8,784.53	9,223.07	9,684.13	10,167.73	10,422.53	10,682.53
			Hourly	43.7800	45.9700	48.2700	50.6800	53.2100	55.8700	58.6600	60.1300	61.6300
Senior Telecommunications Technician	NE	C22	Annual	71,344.00	74,921.60	78,665.60	82,596.80	86,736.00	91,083.20	95,638.40	98,030.40	100,484.80
			Monthly	5,945.33	6,243.47	6,555.47	6,883.07	7,228.00	7,590.27	7,969.87	8,169.20	8,373.73
			Hourly	34.3000	36.0200	37.8200	39.7100	41.7000	43.7900	45.9800	47.1300	48.3100
Senior Traffic Signal Technician	PAM	C23	Annual	74,921.60	78,665.60	82,596.80	86,736.00	91,083.20	95,638.40	100,422.40	102,939.20	105,518.40
			Monthly	6,243.47	6,555.47	6,883.07	7,228.00	7,590.27	7,969.87	8,368.53	8,578.27	8,793.20
			Hourly	36.0200	37.8200	39.7100	41.7000	43.7900	45.9800	48.2800	49.4900	50.7300
Special Districts Division Manager	DMG	C34	Annual	137,488.00	144,372.80	151,590.40	159,161.60	167,128.00	175,489.60	184,267.20	188,864.00	193,585.60
			Monthly	11,457.33	12,031.07	12,632.53	13,263.47	13,927.33	14,624.13	15,355.60	15,738.67	16,132.13
			Hourly	66.1000	69.4100	72.8800	76.5200	80.3500	84.3700	88.5900	90.8000	93.0700
Special Events & Facilities Division Manager	DMG	C30	Annual	105,414.40	110,676.80	116,209.60	122,012.80	128,107.20	134,513.60	141,232.00	144,768.00	148,387.20
			Monthly	8,784.53	9,223.07	9,684.13	10,167.73	10,675.60	11,209.47	11,769.33	12,064.00	12,365.60
			Hourly	50.6800	53.2100	55.8700	58.6600	61.5900	64.6700	67.9000	69.6000	71.3400
Storekeeper	NE	C14	Annual	48,297.60	50,710.40	53,248.00	55,910.40	58,697.60	61,630.40	64,708.80	66,331.20	67,995.20
			Monthly	4,024.80	4,225.87	4,437.33	4,659.20	4,891.47	5,135.87	5,392.40	5,527.60	5,666.27
			Hourly	23.2200	24.3800	25.6000	26.8800	28.2200	29.6300	31.1100	31.8900	32.6900
Strategic Initiatives Manager	DMG	C34	Annual	137,488.00	144,372.80	151,590.40	159,161.60	167,128.00	175,489.60	184,267.20	188,864.00	193,585.60
			Monthly	11,457.33	12,031.07	12,632.53	13,263.47	13,927.33	14,624.13	15,355.60	15,738.67	16,132.13
			Hourly	66.1000	69.4100	72.8800	76.5200	80.3500	84.3700	88.5900	90.8000	93.0700
Street Maintenance Supervisor	PAM	C25	Annual	82,596.80	86,736.00	91,083.20	95,638.40	100,422.40	105,435.20	110,697.60	113,464.00	116,292.80
			Monthly	6,883.07	7,228.00	7,590.27	7,969.87	8,368.53	8,786.27	9,224.80	9,455.33	9,691.07
			Hourly	39.7100	41.7000	43.7900	45.9800	48.2800	50.6900	53.2200	54.5500	55.9100

Attachment: HA Resolution 2024-XX [Revision 1] (6505 : FY23/24 MID-YEAR OPERATING & CIP BUDGET

CITY OF MORENO VALLEY
SALARY SCALE - CAREER POSITIONS
EFFECTIVE 02/06/2024

TITLE	GRP	GRADE										
			A	B	C	D	E	F	G	H	I	
				5.0%	5.0%	5.0%	5.0%	5.0%	5.0%	5.0%	2.5%	2.5%
Telecommunications Engineer/Administrator	PAM	C29	Annual	100,380.80	105,393.60	110,656.00	116,188.80	121,992.00	128,086.40	134,492.80	137,862.40	141,315.20
			Monthly	8,365.07	8,782.80	9,221.33	9,682.40	10,166.00	10,673.87	11,207.73	11,488.53	11,776.27
			Hourly	48,2600	50,6700	53,2000	55,8600	58,6500	61,5800	64,6600	66,2800	67,9400
Telecommunications Technician	NE	C20	Annual	64,708.80	67,953.60	71,344.00	74,921.60	78,665.60	82,596.80	86,736.00	88,899.20	91,124.80
			Monthly	5,392.40	5,662.80	5,945.33	6,243.47	6,555.47	6,883.07	7,228.00	7,408.27	7,593.73
			Hourly	31.1100	32.6700	34.3000	36.0200	37.8200	39.7100	41.7000	42.7400	43.8100
Traffic Operations Supervisor	PAM	C26	Annual	86,715.20	91,041.60	95,596.80	100,380.80	105,393.60	110,656.00	116,188.80	119,100.80	122,075.20
			Monthly	7,226.27	7,586.80	7,966.40	8,365.07	8,782.80	9,221.33	9,682.40	9,925.07	10,172.93
			Hourly	41.6900	43.7700	45.9600	48.2600	50.6700	53.2000	55.8600	57.2600	58.6900
Traffic Signal Technician	NE	C22	Annual	71,344.00	74,921.60	78,665.60	82,596.80	86,736.00	91,083.20	95,638.40	98,030.40	100,484.80
			Monthly	5,945.33	6,243.47	6,555.47	6,883.07	7,228.00	7,590.27	7,969.87	8,169.20	8,373.73
			Hourly	34.3000	36.0200	37.8200	39.7100	41.7000	43.7900	45.9800	47.1300	48.3100
Traffic Sign/Marking Technician I	NE	C13	Annual	45,988.80	48,297.60	50,710.40	53,248.00	55,910.40	58,697.60	61,630.40	63,169.60	64,750.40
			Monthly	3,832.40	4,024.80	4,225.87	4,437.33	4,659.20	4,891.47	5,135.87	5,264.13	5,395.87
			Hourly	22.1100	23.2200	24.3800	25.6000	26.8800	28.2200	29.6300	30.3700	31.1300
Traffic Sign/Marking Technician II	NE	C15	Annual	50,710.40	53,248.00	55,910.40	58,697.60	61,630.40	64,708.80	67,953.60	69,659.20	71,406.40
			Monthly	4,225.87	4,437.33	4,659.20	4,891.47	5,135.87	5,392.40	5,662.80	5,804.93	5,950.53
			Hourly	24.3800	25.6000	26.8800	28.2200	29.6300	31.1100	32.6700	33.4900	34.3300
Utility Finance Manager	PAM	C28	Annual	95,617.60	100,401.60	105,414.40	110,676.80	116,209.60	122,012.80	128,107.20	131,310.40	134,596.80
			Monthly	7,968.13	8,366.80	8,784.53	9,223.07	9,684.13	10,167.73	10,675.60	10,942.53	11,216.40
			Hourly	45.9700	48.2700	50.6800	53.2100	55.8700	58.6600	61.5900	63.1300	64.7100
Vehicle/Equipment Technician	NE	C17	Annual	55,910.40	58,697.60	61,630.40	64,708.80	67,953.60	71,344.00	74,921.60	76,793.60	78,707.20
			Monthly	4,659.20	4,891.47	5,135.87	5,392.40	5,662.80	5,945.33	6,243.47	6,399.47	6,558.93
			Hourly	26.8800	28.2200	29.6300	31.1100	32.6700	34.3000	36.0200	36.9200	37.8400

Attachment: HA Resolution 2024-XX [Revision 1] (6505 : FY23/24 MID-YEAR OPERATING & CIP BUDGET

CITY OF MORENO VALLEY
SALARY SCALE - CAREER POSITIONS
EFFECTIVE 07/06/2024

TITLE	GRP	GRADE										
			A	B	C	D	E	F	G	H	I	
			5.0%	5.0%	5.0%	5.0%	5.0%	5.0%	5.0%	2.5%	2.5%	
Accountant I	NE	C22	Annual	75,628.80	79,414.40	83,387.20	87,547.20	91,915.20	96,512.00	101,337.60	103,875.20	106,475.20
			Monthly	6,302.40	6,617.87	6,948.93	7,295.60	7,659.60	8,042.67	8,444.80	8,656.27	8,872.93
			Hourly	36.3600	38.1800	40.0900	42.0900	44.1900	46.4000	48.7200	49.9400	51.1900
Accountant II	PAM	C24	Annual	83,387.20	87,547.20	91,915.20	96,512.00	101,337.60	106,412.80	111,737.60	114,524.80	117,395.20
			Monthly	6,948.93	7,295.60	7,659.60	8,042.67	8,444.80	8,867.73	9,311.47	9,543.73	9,782.93
			Hourly	40.0900	42.0900	44.1900	46.4000	48.7200	51.1600	53.7200	55.0600	56.4400
Accounting Assistant	NE	C14	Annual	51,209.60	53,768.00	56,451.20	59,280.00	62,254.40	65,374.40	68,640.00	70,366.40	72,134.40
			Monthly	4,267.47	4,480.67	4,704.27	4,940.00	5,187.87	5,447.87	5,720.00	5,863.87	6,011.20
			Hourly	24.6200	25.8500	27.1400	28.5000	29.9300	31.4300	33.0000	33.8300	34.6800
Accounting Technician	NE	C17	Annual	59,280.00	62,254.40	65,374.40	68,640.00	72,072.00	75,670.40	79,456.00	81,452.80	83,491.20
			Monthly	4,940.00	5,187.87	5,447.87	5,720.00	6,006.00	6,305.87	6,621.33	6,787.73	6,957.60
			Hourly	28.5000	29.9300	31.4300	33.0000	34.6500	36.3800	38.2000	39.1600	40.1400
Accounts Payable Supervisor	NE	C22	Annual	75,628.80	79,414.40	83,387.20	87,547.20	91,915.20	96,512.00	101,337.60	103,875.20	106,475.20
			Monthly	6,302.40	6,617.87	6,948.93	7,295.60	7,659.60	8,042.67	8,444.80	8,656.27	8,872.93
			Hourly	36.3600	38.1800	40.0900	42.0900	44.1900	46.4000	48.7200	49.9400	51.1900
Administrative Assistant	NE	C16	Annual	56,451.20	59,280.00	62,254.40	65,374.40	68,640.00	72,072.00	75,670.40	77,563.20	79,497.60
			Monthly	4,704.27	4,940.00	5,187.87	5,447.87	5,720.00	6,006.00	6,305.87	6,463.60	6,624.80
			Hourly	27.1400	28.5000	29.9300	31.4300	33.0000	34.6500	36.3800	37.2900	38.2200
Animal Care Technician	NE	C11	Annual	44,241.60	46,446.40	48,776.00	51,209.60	53,768.00	56,451.20	59,280.00	60,756.80	62,275.20
			Monthly	3,686.80	3,870.53	4,064.67	4,267.47	4,480.67	4,704.27	4,940.00	5,063.07	5,189.60
			Hourly	21.2700	22.3300	23.4500	24.6200	25.8500	27.1400	28.5000	29.2100	29.9400
Animal Care Technician Supervisor	PAM	C21	Annual	72,051.20	75,649.60	79,435.20	83,408.00	87,588.80	91,977.60	96,574.40	98,987.20	101,462.40
			Monthly	6,004.27	6,304.13	6,619.60	6,950.67	7,299.07	7,664.80	8,047.87	8,248.93	8,455.20
			Hourly	34.6400	36.3700	38.1900	40.1000	42.1100	44.2200	46.4300	47.5900	48.7800
Animal Control Officer	NE	C15	Annual	53,768.00	56,451.20	59,280.00	62,254.40	65,374.40	68,640.00	72,072.00	73,881.60	75,732.80
			Monthly	4,480.67	4,704.27	4,940.00	5,187.87	5,447.87	5,720.00	6,006.00	6,156.80	6,311.07
			Hourly	25.8500	27.1400	28.5000	29.9300	31.4300	33.0000	34.6500	35.5200	36.4100
Animal Rescue Coordinator	NE	C11	Annual	44,241.60	46,446.40	48,776.00	51,209.60	53,768.00	56,451.20	59,280.00	60,756.80	62,275.20
			Monthly	3,686.80	3,870.53	4,064.67	4,267.47	4,480.67	4,704.27	4,940.00	5,063.07	5,189.60
			Hourly	21.2700	22.3300	23.4500	24.6200	25.8500	27.1400	28.5000	29.2100	29.9400
Animal Services Assistant	NE	C10	Annual	42,120.00	44,220.80	46,425.60	48,755.20	51,188.80	53,747.20	56,430.40	57,844.80	59,300.80
			Monthly	3,510.00	3,685.07	3,868.80	4,062.93	4,265.73	4,478.93	4,702.53	4,820.40	4,941.73
			Hourly	20.2500	21.2600	22.3200	23.4400	24.6100	25.8400	27.1300	27.8100	28.5100
Animal Services Dispatcher	NE	C10	Annual	42,120.00	44,220.80	46,425.60	48,755.20	51,188.80	53,747.20	56,430.40	57,844.80	59,300.80
			Monthly	3,510.00	3,685.07	3,868.80	4,062.93	4,265.73	4,478.93	4,702.53	4,820.40	4,941.73
			Hourly	20.2500	21.2600	22.3200	23.4400	24.6100	25.8400	27.1300	27.8100	28.5100
Animal Services Division Manager	DMG	C30	Annual	111,758.40	117,353.60	123,219.20	129,376.00	135,844.80	142,646.40	149,780.80	153,524.80	157,372.80
			Monthly	9,313.20	9,779.47	10,268.27	10,781.33	11,320.40	11,887.20	12,481.73	12,793.73	13,114.40
			Hourly	53.7300	56.4200	59.2400	62.2000	65.3100	68.5800	72.0100	73.8100	75.6600

Attachment: HA Resolution 2024-XX [Revision 1] (6505 : FY23/24 MID-YEAR OPERATING & CIP BUDGET

CITY OF MORENO VALLEY
SALARY SCALE - CAREER POSITIONS
EFFECTIVE 07/06/2024

TITLE	GRP	GRADE										
			A	B	C	D	E	F	G	H	I	
			5.0%	5.0%	5.0%	5.0%	5.0%	5.0%	5.0%	2.5%	2.5%	
Animal Services Field Supervisor	PAM	C22	Annual	75,628.80	79,414.40	83,387.20	87,547.20	91,915.20	96,512.00	101,337.60	103,875.20	106,475.20
			Monthly	6,302.40	6,617.87	6,948.93	7,295.60	7,659.60	8,042.67	8,444.80	8,656.27	8,872.93
			Hourly	36.3600	38.1800	40.0900	42.0900	44.1900	46.4000	48.7200	49.9400	51.1900
Animal Services License Inspector	NE	C11	Annual	44,241.60	46,446.40	48,776.00	51,209.60	53,768.00	56,451.20	59,280.00	60,756.80	62,275.20
			Monthly	3,686.80	3,870.53	4,064.67	4,267.47	4,480.67	4,704.27	4,940.00	5,063.07	5,189.60
			Hourly	21.2700	22.3300	23.4500	24.6200	25.8500	27.1400	28.5000	29.2100	29.9400
Animal Services Office Supervisor	PAM	C21	Annual	72,051.20	75,649.60	79,435.20	83,408.00	87,588.80	91,977.60	96,574.40	98,987.20	101,462.40
			Monthly	6,004.27	6,304.13	6,619.60	6,950.67	7,299.07	7,664.80	8,047.87	8,248.93	8,455.20
			Hourly	34.6400	36.3700	38.1900	40.1000	42.1100	44.2200	46.4300	47.5900	48.7800
Applications & Database Administrator	PAM	C29	Annual	106,412.80	111,737.60	117,332.80	123,198.40	129,355.20	135,824.00	142,625.60	146,182.40	149,843.20
			Monthly	8,867.73	9,311.47	9,777.73	10,266.53	10,779.60	11,318.67	11,885.47	12,181.87	12,486.93
			Hourly	51.1600	53.7200	56.4100	59.2300	62.1900	65.3000	68.5700	70.2800	72.0400
Applications Analyst	PAM	C25	Annual	87,568.00	91,956.80	96,553.60	101,379.20	106,454.40	111,779.20	117,374.40	120,307.20	123,323.20
			Monthly	7,297.33	7,663.07	8,046.13	8,448.27	8,871.20	9,314.93	9,781.20	10,025.60	10,276.93
			Hourly	42.1000	44.2100	46.4200	48.7400	51.1800	53.7400	56.4300	57.8400	59.2900
Assistant to the City Manager	PAM	C24	Annual	83,387.20	87,547.20	91,915.20	96,512.00	101,337.60	106,412.80	111,737.60	114,524.80	117,395.20
			Monthly	6,948.93	7,295.60	7,659.60	8,042.67	8,444.80	8,867.73	9,311.47	9,543.73	9,782.93
			Hourly	40.0900	42.0900	44.1900	46.4000	48.7200	51.1600	53.7200	55.0600	56.4400
Assistant Crossing Guard Supervisor	NE	C05	Annual	38,209.60	38,209.60	40,123.20	42,120.00	42,120.00	44,220.80	44,220.80	46,425.60	46,425.60
			Monthly	3,184.13	3,184.13	3,343.60	3,510.00	3,510.00	3,685.07	3,685.07	3,868.80	3,868.80
			Hourly	18.3700	19.2900	19.2900	20.2500	20.2500	21.2600	21.2600	22.3200	22.3200
Assistant Engineer	PAM	C25	Annual	87,568.00	91,956.80	96,553.60	101,379.20	106,454.40	111,779.20	117,374.40	120,307.20	123,323.20
			Monthly	7,297.33	7,663.07	8,046.13	8,448.27	8,871.20	9,314.93	9,781.20	10,025.60	10,276.93
			Hourly	42.1000	44.2100	46.4200	48.7400	51.1800	53.7400	56.4300	57.8400	59.2900
Assistant Network Administrator	PAM	C26	Annual	91,936.00	96,532.80	101,358.40	106,433.60	111,758.40	117,353.60	123,219.20	126,297.60	129,459.20
			Monthly	7,661.33	8,044.40	8,446.53	8,869.47	9,313.20	9,779.47	10,268.27	10,524.80	10,788.27
			Hourly	44.2000	46.4100	48.7300	51.1700	53.7300	56.4200	59.2400	60.7200	62.2400
Associate Engineer I	PAM	C28	Annual	101,358.40	106,433.60	111,758.40	117,353.60	123,219.20	129,376.00	135,844.80	139,235.20	142,708.80
			Monthly	8,446.53	8,869.47	9,313.20	9,779.47	10,268.27	10,781.33	11,320.40	11,602.93	11,892.40
			Hourly	48.7300	51.1700	53.7300	56.4200	59.2400	62.2000	65.3100	66.9400	68.6100
Associate Engineer II	PAM	C29	Annual	106,412.80	111,737.60	117,332.80	123,198.40	129,355.20	135,824.00	142,625.60	146,182.40	149,843.20
			Monthly	8,867.73	9,311.47	9,777.73	10,266.53	10,779.60	11,318.67	11,885.47	12,181.87	12,486.93
			Hourly	51.1600	53.7200	56.4100	59.2300	62.1900	65.3000	68.5700	70.2800	72.0400
Associate Planner	PAM	C25	Annual	87,568.00	91,956.80	96,553.60	101,379.20	106,454.40	111,779.20	117,374.40	120,307.20	123,323.20
			Monthly	7,297.33	7,663.07	8,046.13	8,448.27	8,871.20	9,314.93	9,781.20	10,025.60	10,276.93
			Hourly	42.1000	44.2100	46.4200	48.7400	51.1800	53.7400	56.4300	57.8400	59.2900
Audio Visual Technician	NE	C18	Annual	62,233.60	65,353.60	68,619.20	72,051.20	75,649.60	79,435.20	83,408.00	85,488.00	87,630.40
			Monthly	5,186.13	5,446.13	5,718.27	6,004.27	6,304.13	6,619.60	6,950.67	7,124.00	7,302.53
			Hourly	29.9200	31.4200	32.9900	34.6400	36.3700	38.1900	40.1000	41.1000	42.1300

Attachment: HA Resolution 2024-XX [Revision 1] (6505 : FY23/24 MID-YEAR OPERATING & CIP BUDGET

CITY OF MORENO VALLEY
SALARY SCALE - CAREER POSITIONS
EFFECTIVE 07/06/2024

TITLE	GRP	GRADE										
			A	B	C	D	E	F	G	H	I	
			5.0%		5.0%	5.0%	5.0%	5.0%	5.0%	2.5%	2.5%	
Banquet Facility Representative	PAM	C19	Annual	65,332.80	68,598.40	72,030.40	75,628.80	79,414.40	83,387.20	87,547.20	89,731.20	91,977.60
			Monthly	5,444.40	5,716.53	6,002.53	6,302.40	6,617.87	6,948.93	7,295.60	7,477.60	7,664.80
			Hourly	31.4100	32.9800	34.6300	36.3600	38.1800	40.0900	42.0900	43.1400	44.2200
Building Division Manager/Official	DMG	C34	Annual	145,745.60	153,025.60	160,680.00	168,708.80	177,153.60	186,014.40	195,312.00	200,200.00	205,212.80
			Monthly	12,145.47	12,752.13	13,390.00	14,059.07	14,762.80	15,501.20	16,276.00	16,683.33	17,101.07
			Hourly	70.0700	73.5700	77.2500	81.1100	85.1700	89.4300	93.9000	96.2500	98.6600
Building Inspector II	NE	C24	Annual	83,387.20	87,547.20	91,915.20	96,512.00	101,337.60	106,412.80	111,737.60	114,524.80	117,395.20
			Monthly	6,948.93	7,295.60	7,659.60	8,042.67	8,444.80	8,867.73	9,311.47	9,543.73	9,782.93
			Hourly	40.0900	42.0900	44.1900	46.4000	48.7200	51.1600	53.7200	55.0600	56.4400
Building Safety Supervisor	PAM	C27	Annual	96,532.80	101,358.40	106,433.60	111,758.40	117,353.60	123,219.20	129,376.00	132,620.80	135,928.00
			Monthly	8,044.40	8,446.53	8,869.47	9,313.20	9,779.47	10,268.27	10,781.33	11,051.73	11,327.33
			Hourly	46.4100	48.7300	51.1700	53.7300	56.4200	59.2400	62.2000	63.7600	65.3500
Business License Liaison	NE	C16	Annual	56,451.20	59,280.00	62,254.40	65,374.40	68,640.00	72,072.00	75,670.40	77,563.20	79,497.60
			Monthly	4,704.27	4,940.00	5,187.87	5,447.87	5,720.00	6,006.00	6,305.87	6,463.60	6,624.80
			Hourly	27.1400	28.5000	29.9300	31.4300	33.0000	34.6500	36.3800	37.2900	38.2200
Child Care Assistant	GRA	CC09	Annual	36,628.80	2,204.80	38,833.60	38,833.60	47,195.20	49,545.60	52,020.80	54,620.80	57,345.60
			Monthly	3,052.40	183.73	3,236.13	3,236.13	3,932.93	4,128.80	4,335.07	4,551.73	4,778.80
			Hourly	18.6700	19.6000	20.5800	21.6100	22.6900	23.8200	25.0100	26.2600	27.5700
Child Care Instructor II	GRA	CC11	Annual	41,953.60	44,054.40	46,259.20	48,568.00	51,001.60	53,560.00	56,243.20	57,657.60	59,092.80
			Monthly	3,496.13	3,671.20	3,854.93	4,047.33	4,250.13	4,463.33	4,686.93	4,804.80	4,924.40
			Hourly	20.1700	21.1800	22.2400	23.3500	24.5200	25.7500	27.0400	27.7200	28.4100
Child Care Program Manager	PAM	C19	Annual	65,332.80	68,598.40	72,030.40	75,628.80	79,414.40	83,387.20	87,547.20	89,731.20	91,977.60
			Monthly	5,444.40	5,716.53	6,002.53	6,302.40	6,617.87	6,948.93	7,295.60	7,477.60	7,664.80
			Hourly	31.4100	32.9800	34.6300	36.3600	38.1800	40.0900	42.0900	43.1400	44.2200
Child Care Site Supervisor	GRA	C15	Annual	53,768.00	56,451.20	59,280.00	62,254.40	65,374.40	68,640.00	72,072.00	73,881.60	75,732.80
			Monthly	4,480.67	4,704.27	4,940.00	5,187.87	5,447.87	5,720.00	6,006.00	6,156.80	6,311.07
			Hourly	25.8500	27.1400	28.5000	29.9300	31.4300	33.0000	34.6500	35.5200	36.4100
Community Enhancement Division Manager	DMG	C30	Annual	111,758.40	117,353.60	123,219.20	129,376.00	135,844.80	142,646.40	149,780.80	153,524.80	157,372.80
			Monthly	9,313.20	9,779.47	10,268.27	10,781.33	11,320.40	11,887.20	12,481.73	12,793.73	13,114.40
			Hourly	53.7300	56.4200	59.2400	62.2000	65.3100	68.5800	72.0100	73.8100	75.6600
Community Enhancement Officer I	NE	C18	Annual	62,233.60	65,353.60	68,619.20	72,051.20	75,649.60	79,435.20	83,408.00	85,488.00	87,630.40
			Monthly	5,186.13	5,446.13	5,718.27	6,004.27	6,304.13	6,619.60	6,950.67	7,124.00	7,302.53
			Hourly	29.9200	31.4200	32.9900	34.6400	36.3700	38.1900	40.1000	41.1000	42.1300
Community Enhancement Officer II	NE	C20	Annual	68,598.40	72,030.40	75,628.80	79,414.40	83,387.20	87,547.20	91,915.20	94,203.20	96,553.60
			Monthly	5,716.53	6,002.53	6,302.40	6,617.87	6,948.93	7,295.60	7,659.60	7,850.27	8,046.13
			Hourly	32.9800	34.6300	36.3600	38.1800	40.0900	42.0900	44.1900	45.2900	46.4200
Community Enhancement Supervisor	PAM	C23	Annual	79,435.20	83,408.00	87,588.80	91,977.60	96,574.40	101,400.00	106,475.20	109,137.60	111,862.40
			Monthly	6,619.60	6,950.67	7,299.07	7,664.80	8,047.87	8,450.00	8,872.93	9,094.80	9,321.87
			Hourly	38.1900	40.1000	42.1100	44.2200	46.4300	48.7500	51.1900	52.4700	53.7800

Attachment: HA Resolution 2024-XX [Revision 1] (6505 : FY23/24 MID-YEAR OPERATING & CIP BUDGET

CITY OF MORENO VALLEY
SALARY SCALE - CAREER POSITIONS
EFFECTIVE 07/06/2024

TITLE	GRP	GRADE										
			A	B	C	D	E	F	G	H	I	
			5.0%	5.0%	5.0%	5.0%	5.0%	5.0%	5.0%	2.5%	2.5%	
Community Services Assistant Coordinator	NE	C08	Annual	38,209.60	40,123.20	42,120.00	44,220.80	46,425.60	48,755.20	51,188.80	52,478.40	53,788.80
			Monthly	3,184.13	3,343.60	3,510.00	3,685.07	3,868.80	4,062.93	4,265.73	4,373.20	4,482.40
			Hourly	18.3700	19.2900	20.2500	21.2600	22.3200	23.4400	24.6100	25.2300	25.8600
Community Services Coordinator	NE	C10	Annual	42,120.00	44,220.80	46,425.60	48,755.20	51,188.80	53,747.20	56,430.40	57,844.80	59,300.80
			Monthly	3,510.00	3,685.07	3,868.80	4,062.93	4,265.73	4,478.93	4,702.53	4,820.40	4,941.73
			Hourly	20.2500	21.2600	22.3200	23.4400	24.6100	25.8400	27.1300	27.8100	28.5100
Community Services Division Manager	DMG	C30	Annual	111,758.40	117,353.60	123,219.20	129,376.00	135,844.80	142,646.40	149,780.80	153,524.80	157,372.80
			Monthly	9,313.20	9,779.47	10,268.27	10,781.33	11,320.40	11,887.20	12,481.73	12,793.73	13,114.40
			Hourly	53.7300	56.4200	59.2400	62.2000	65.3100	68.5800	72.0100	73.8100	75.6600
Community Services Supervisor	PAM	C19	Annual	65,332.80	68,598.40	72,030.40	75,628.80	79,414.40	83,387.20	87,547.20	89,731.20	91,977.60
			Monthly	5,444.40	5,716.53	6,002.53	6,302.40	6,617.87	6,948.93	7,295.60	7,477.60	7,664.80
			Hourly	31.4100	32.9800	34.6300	36.3600	38.1800	40.0900	42.0900	43.1400	44.2200
Construction Inspector	NE	C22	Annual	75,628.80	79,414.40	83,387.20	87,547.20	91,915.20	96,512.00	101,337.60	103,875.20	106,475.20
			Monthly	6,302.40	6,617.87	6,948.93	7,295.60	7,659.60	8,042.67	8,444.80	8,656.27	8,872.93
			Hourly	36.3600	38.1800	40.0900	42.0900	44.1900	46.4000	48.7200	49.9400	51.1900
Construction Inspector Supervisor	PAM	C25	Annual	87,568.00	91,956.80	96,553.60	101,379.20	106,454.40	111,779.20	117,374.40	120,307.20	123,323.20
			Monthly	7,297.33	7,663.07	8,046.13	8,448.27	8,871.20	9,314.93	9,781.20	10,025.60	10,276.93
			Hourly	42.1000	44.2100	46.4200	48.7400	51.1800	53.7400	56.4300	57.8400	59.2900
Crossing Guard Supervisor	NE	C07	Annual	38,209.60	40,123.20	42,120.00	44,220.80	46,425.60	48,755.20	51,188.80	52,478.40	53,788.80
			Monthly	3,184.13	3,343.60	3,510.00	3,685.07	3,868.80	4,062.93	4,265.73	4,373.20	4,482.40
			Hourly	18.3700	19.2900	20.2500	21.2600	22.3200	23.4400	24.6100	25.2300	25.8600
Customer Service Manager	PAM	C26	Annual	91,936.00	96,532.80	101,358.40	106,433.60	111,758.40	117,353.60	123,219.20	126,297.60	129,459.20
			Monthly	7,661.33	8,044.40	8,446.53	8,869.47	9,313.20	9,779.47	10,268.27	10,524.80	10,788.27
			Hourly	44.2000	46.4100	48.7300	51.1700	53.7300	56.4200	59.2400	60.7200	62.2400
Deputy City Clerk	NE	C17	Annual	59,280.00	62,254.40	65,374.40	68,640.00	72,072.00	75,670.40	79,456.00	81,452.80	83,491.20
			Monthly	4,940.00	5,187.87	5,447.87	5,720.00	6,006.00	6,305.87	6,621.33	6,787.73	6,957.60
			Hourly	28.5000	29.9300	31.4300	33.0000	34.6500	36.3800	38.2000	39.1600	40.1400
Deputy City Manager	DMG	C30	Annual	111,758.40	117,353.60	123,219.20	129,376.00	135,844.80	142,646.40	149,780.80	153,524.80	157,372.80
			Monthly	9,313.20	9,779.47	10,268.27	10,781.33	11,320.40	11,887.20	12,481.73	12,793.73	13,114.40
			Hourly	53.7300	56.4200	59.2400	62.2000	65.3100	68.5800	72.0100	73.8100	75.6600
Deputy Compliance Director	DMG	C35	Annual	153,046.40	160,700.80	168,729.60	177,174.40	186,035.20	195,332.80	205,108.80	210,246.40	215,508.80
			Monthly	12,753.87	13,391.73	14,060.80	14,764.53	15,502.93	16,277.73	17,092.40	17,520.53	17,959.07
			Hourly	73.5800	77.2600	81.1200	85.1800	89.4400	93.9100	98.6100	101.0800	103.6100
Deputy Finance Director	DMG	C34	Annual	145,745.60	153,025.60	160,680.00	168,708.80	177,153.60	186,014.40	195,312.00	200,200.00	205,212.80
			Monthly	12,145.47	12,752.13	13,390.00	14,059.07	14,762.80	15,501.20	16,276.00	16,683.33	17,101.07
			Hourly	70.0700	73.5700	77.2500	81.1100	85.1700	89.4300	93.9000	96.2500	98.6600
Economic Development Division Manager	DMG	C30	Annual	111,758.40	117,353.60	123,219.20	129,376.00	135,844.80	142,646.40	149,780.80	153,524.80	157,372.80
			Monthly	9,313.20	9,779.47	10,268.27	10,781.33	11,320.40	11,887.20	12,481.73	12,793.73	13,114.40
			Hourly	53.7300	56.4200	59.2400	62.2000	65.3100	68.5800	72.0100	73.8100	75.6600

Attachment: HA Resolution 2024-XX [Revision 1] (6505 : FY23/24 MID-YEAR OPERATING & CIP BUDGET

CITY OF MORENO VALLEY
SALARY SCALE - CAREER POSITIONS
EFFECTIVE 07/06/2024

TITLE	GRP	GRADE										
				A	B	C	D	E	F	G	H	I
				5.0%		5.0%	5.0%	5.0%	5.0%	5.0%	2.5%	2.5%
Electric Utility Assistant Manager	PAM	C34	Annual	145,745.60	153,025.60	160,680.00	168,708.80	177,153.60	186,014.40	195,312.00	200,200.00	205,212.80
			Monthly	12,145.47	12,752.13	13,390.00	14,059.07	14,762.80	15,501.20	16,276.00	16,683.33	17,101.07
			Hourly	70.0700	73.5700	77.2500	81.1100	85.1700	89.4300	93.9000	96.2500	98.6600
Electric Utility Division Manager	DMG	C36	Annual	168,438.40	176,862.40	185,702.40	194,979.20	204,734.40	214,968.00	225,721.60	231,358.40	237,140.80
			Monthly	14,036.53	14,738.53	15,475.20	16,248.27	17,061.20	17,914.00	18,810.13	19,279.87	19,761.73
			Hourly	80.9800	85.0300	89.2800	93.7400	98.4300	103.3500	108.5200	111.2300	114.0100
Electric Utility Program Coordinator	PAM	C27	Annual	96,532.80	101,358.40	106,433.60	111,758.40	117,353.60	123,219.20	129,376.00	132,620.80	135,928.00
			Monthly	8,044.40	8,446.53	8,869.47	9,313.20	9,779.47	10,268.27	10,781.33	11,051.73	11,327.33
			Hourly	46.4100	48.7300	51.1700	53.7300	56.4200	59.2400	62.2000	63.7600	65.3500
Emergency Management Coordinator	PAM	C22	Annual	75,628.80	79,414.40	83,387.20	87,547.20	91,915.20	96,512.00	101,337.60	103,875.20	106,475.20
			Monthly	6,302.40	6,617.87	6,948.93	7,295.60	7,659.60	8,042.67	8,444.80	8,656.27	8,872.93
			Hourly	36.3600	38.1800	40.0900	42.0900	44.1900	46.4000	48.7200	49.9400	51.1900
Emergency Management & Volunteer Services Program Manager	DMG	C30	Annual	111,758.40	117,353.60	123,219.20	129,376.00	135,844.80	142,646.40	149,780.80	153,524.80	157,372.80
			Monthly	9,313.20	9,779.47	10,268.27	10,781.33	11,320.40	11,887.20	12,481.73	12,793.73	13,114.40
			Hourly	53.7300	56.4200	59.2400	62.2000	65.3100	68.5800	72.0100	73.8100	75.6600
Engineering Division Manager/Assistant City Engineer	DMG	C34	Annual	145,745.60	153,025.60	160,680.00	168,708.80	177,153.60	186,014.40	195,312.00	200,200.00	205,212.80
			Monthly	12,145.47	12,752.13	13,390.00	14,059.07	14,762.80	15,501.20	16,276.00	16,683.33	17,101.07
			Hourly	70.0700	73.5700	77.2500	81.1100	85.1700	89.4300	93.9000	96.2500	98.6600
Enterprise Systems Administrator	PAM	C31	Annual	117,332.80	123,198.40	129,355.20	135,824.00	142,625.60	149,760.00	157,248.00	161,179.20	165,214.40
			Monthly	9,777.73	10,266.53	10,779.60	11,318.67	11,885.47	12,480.00	13,104.00	13,431.60	13,767.87
			Hourly	56.4100	59.2300	62.1900	65.3000	68.5700	72.0000	75.6000	77.4900	79.4300
Equipment Operator	NE	C17	Annual	59,280.00	62,254.40	65,374.40	68,640.00	72,072.00	75,670.40	79,456.00	81,452.80	83,491.20
			Monthly	4,940.00	5,187.87	5,447.87	5,720.00	6,006.00	6,305.87	6,621.33	6,787.73	6,957.60
			Hourly	28.5000	29.9300	31.4300	33.0000	34.6500	36.3800	38.2000	39.1600	40.1400
Executive Assistant I	NE	C19	Annual	65,332.80	68,598.40	72,030.40	75,628.80	79,414.40	83,387.20	87,547.20	89,731.20	91,977.60
			Monthly	5,444.40	5,716.53	6,002.53	6,302.40	6,617.87	6,948.93	7,295.60	7,477.60	7,664.80
			Hourly	31.4100	32.9800	34.6300	36.3600	38.1800	40.0900	42.0900	43.1400	44.2200
Executive Assistant to Mayor/City Council	DMG	C30	Annual	111,758.40	117,353.60	123,219.20	129,376.00	135,844.80	142,646.40	149,780.80	153,524.80	157,372.80
			Monthly	9,313.20	9,779.47	10,268.27	10,781.33	11,320.40	11,887.20	12,481.73	12,793.73	13,114.40
			Hourly	53.7300	56.4200	59.2400	62.2000	65.3100	68.5800	72.0100	73.8100	75.6600
Facilities Maintenance Mechanic	NE	C15	Annual	53,768.00	56,451.20	59,280.00	62,254.40	65,374.40	68,640.00	72,072.00	73,881.60	75,732.80
			Monthly	4,480.67	4,704.27	4,940.00	5,187.87	5,447.87	5,720.00	6,006.00	6,156.80	6,311.07
			Hourly	25.8500	27.1400	28.5000	29.9300	31.4300	33.0000	34.6500	35.5200	36.4100
Facilities Maintenance Worker	NE	C13	Annual	48,755.20	51,188.80	53,747.20	56,430.40	59,259.20	62,212.80	65,332.80	66,976.00	68,660.80
			Monthly	4,062.93	4,265.73	4,478.93	4,702.53	4,938.27	5,184.40	5,444.40	5,581.33	5,721.73
			Hourly	23.4400	24.6100	25.8400	27.1300	28.4900	29.9100	31.4100	32.2000	33.0100
Financial Operations Division Manager	DMG	C33	Annual	135,574.40	142,355.20	149,468.80	156,936.00	164,777.60	173,014.40	181,667.20	186,201.60	190,860.80
			Monthly	11,297.87	11,862.93	12,455.73	13,078.00	13,731.47	14,417.87	15,138.93	15,516.80	15,905.07
			Hourly	65.1800	68.4400	71.8600	75.4500	79.2200	83.1800	87.3400	89.5200	91.7600

Attachment: HA Resolution 2024-XX [Revision 1] (6505 : FY23/24 MID-YEAR OPERATING & CIP BUDGET

CITY OF MORENO VALLEY
SALARY SCALE - CAREER POSITIONS
EFFECTIVE 07/06/2024

TITLE	GRP	GRADE										
				A	B	C	D	E	F	G	H	I
				5.0%		5.0%	5.0%	5.0%	5.0%	5.0%	2.5%	2.5%
Financial Resources Division Manager	DMG	C33	Annual	135,574.40	142,355.20	149,468.80	156,936.00	164,777.60	173,014.40	181,667.20	186,201.60	190,860.80
			Monthly	11,297.87	11,862.93	12,455.73	13,078.00	13,731.47	14,417.87	15,138.93	15,516.80	15,905.07
			Hourly	65.1800	68.4400	71.8600	75.4500	79.2200	83.1800	87.3400	89.5200	91.7600
Fleet & Facilities Division Manager	DMG	C31	Annual	117,332.80	123,198.40	129,355.20	135,824.00	142,625.60	149,760.00	157,248.00	161,179.20	165,214.40
			Monthly	9,777.73	10,266.53	10,779.60	11,318.67	11,885.47	12,480.00	13,104.00	13,431.60	13,767.87
			Hourly	56.4100	59.2300	62.1900	65.3000	68.5700	72.0000	75.6000	77.4900	79.4300
Fleet & Facilities Maintenance Supervisor	PAM	C27	Annual	96,532.80	101,358.40	106,433.60	111,758.40	117,353.60	123,219.20	129,376.00	132,620.80	135,928.00
			Monthly	8,044.40	8,446.53	8,869.47	9,313.20	9,779.47	10,268.27	10,781.33	11,051.73	11,327.33
			Hourly	46.4100	48.7300	51.1700	53.7300	56.4200	59.2400	62.2000	63.7600	65.3500
GIS Administrator	PAM	C29	Annual	106,412.80	111,737.60	117,332.80	123,198.40	129,355.20	135,824.00	142,625.60	146,182.40	149,843.20
			Monthly	8,867.73	9,311.47	9,777.73	10,266.53	10,779.60	11,318.67	11,885.47	12,181.87	12,486.93
			Hourly	51.1600	53.7200	56.4100	59.2300	62.1900	65.3000	68.5700	70.2800	72.0400
GIS Applications Analyst	PAM	C25	Annual	87,568.00	91,956.80	96,553.60	101,379.20	106,454.40	111,779.20	117,374.40	120,307.20	123,323.20
			Monthly	7,297.33	7,663.07	8,046.13	8,448.27	8,871.20	9,314.93	9,781.20	10,025.60	10,276.93
			Hourly	42.1000	44.2100	46.4200	48.7400	51.1800	53.7400	56.4300	57.8400	59.2900
GIS Specialist	NE	C21	Annual	72,051.20	75,649.60	79,435.20	83,408.00	87,588.80	91,977.60	96,574.40	98,987.20	101,462.40
			Monthly	6,004.27	6,304.13	6,619.60	6,950.67	7,299.07	7,664.80	8,047.87	8,248.93	8,455.20
			Hourly	34.6400	36.3700	38.1900	40.1000	42.1100	44.2200	46.4300	47.5900	48.7800
Grants Division Manager	DMG	C33	Annual	135,574.40	142,355.20	149,468.80	156,936.00	164,777.60	173,014.40	181,667.20	186,201.60	190,860.80
			Monthly	11,297.87	11,862.93	12,455.73	13,078.00	13,731.47	14,417.87	15,138.93	15,516.80	15,905.07
			Hourly	65.1800	68.4400	71.8600	75.4500	79.2200	83.1800	87.3400	89.5200	91.7600
Human Resources Analyst	PAM	C24	Annual	83,387.20	87,547.20	91,915.20	96,512.00	101,337.60	106,412.80	111,737.60	114,524.80	117,395.20
			Monthly	6,948.93	7,295.60	7,659.60	8,042.67	8,444.80	8,867.73	9,311.47	9,543.73	9,782.93
			Hourly	40.0900	42.0900	44.1900	46.4000	48.7200	51.1600	53.7200	55.0600	56.4400
Human Resources Division Manager	DMG	C34	Annual	145,745.60	153,025.60	160,680.00	168,708.80	177,153.60	186,014.40	195,312.00	200,200.00	205,212.80
			Monthly	12,145.47	12,752.13	13,390.00	14,059.07	14,762.80	15,501.20	16,276.00	16,683.33	17,101.07
			Hourly	70.0700	73.5700	77.2500	81.1100	85.1700	89.4300	93.9000	96.2500	98.6600
Human Resources Technician	NE	C22	Annual	75,628.80	79,414.40	83,387.20	87,547.20	91,915.20	96,512.00	101,337.60	103,875.20	106,475.20
			Monthly	6,302.40	6,617.87	6,948.93	7,295.60	7,659.60	8,042.67	8,444.80	8,656.27	8,872.93
			Hourly	36.3600	38.1800	40.0900	42.0900	44.1900	46.4000	48.7200	49.9400	51.1900
Information Technology Technician	NE	C20	Annual	68,598.40	72,030.40	75,628.80	79,414.40	83,387.20	87,547.20	91,915.20	94,203.20	96,553.60
			Monthly	5,716.53	6,002.53	6,302.40	6,617.87	6,948.93	7,295.60	7,659.60	7,850.27	8,046.13
			Hourly	32.9800	34.6300	36.3600	38.1800	40.0900	42.0900	44.1900	45.2900	46.4200
Landscape Services Inspector	NE	C18	Annual	62,233.60	65,353.60	68,619.20	72,051.20	75,649.60	79,435.20	83,408.00	85,488.00	87,630.40
			Monthly	5,186.13	5,446.13	5,718.27	6,004.27	6,304.13	6,619.60	6,950.67	7,124.00	7,302.53
			Hourly	29.9200	31.4200	32.9900	34.6400	36.3700	38.1900	40.1000	41.1000	42.1300
Lead Facilities Maintenance Worker	NE	C18	Annual	62,233.60	65,353.60	68,619.20	72,051.20	75,649.60	79,435.20	83,408.00	85,488.00	87,630.40
			Monthly	5,186.13	5,446.13	5,718.27	6,004.27	6,304.13	6,619.60	6,950.67	7,124.00	7,302.53
			Hourly	29.9200	31.4200	32.9900	34.6400	36.3700	38.1900	40.1000	41.1000	42.1300

Attachment: HA Resolution 2024-XX [Revision 1] (6505 : FY23/24 MID-YEAR OPERATING & CIP BUDGET

CITY OF MORENO VALLEY
SALARY SCALE - CAREER POSITIONS
EFFECTIVE 07/06/2024

TITLE	GRP	GRADE										
			A	B	C	D	E	F	G	H	I	
			5.0%		5.0%	5.0%	5.0%	5.0%	5.0%	2.5%	2.5%	
Lead Maintenance Worker	NE	C19	Annual	65,332.80	68,598.40	72,030.40	75,628.80	79,414.40	83,387.20	87,547.20	89,731.20	91,977.60
			Monthly	5,444.40	5,716.53	6,002.53	6,302.40	6,617.87	6,948.93	7,295.60	7,477.60	7,664.80
			Hourly	31.4100	32.9800	34.6300	36.3600	38.1800	40.0900	42.0900	43.1400	44.2200
Lead Parks Maintenance Worker	NE	C15	Annual	53,768.00	56,451.20	59,280.00	62,254.40	65,374.40	68,640.00	72,072.00	73,881.60	75,732.80
			Monthly	4,480.67	4,704.27	4,940.00	5,187.87	5,447.87	5,720.00	6,006.00	6,156.80	6,311.07
			Hourly	25.8500	27.1400	28.5000	29.9300	31.4300	33.0000	34.6500	35.5200	36.4100
Lead Traffic Sign/Marking Technician	NE	C18	Annual	62,233.60	65,353.60	68,619.20	72,051.20	75,649.60	79,435.20	83,408.00	85,488.00	87,630.40
			Monthly	5,186.13	5,446.13	5,718.27	6,004.27	6,304.13	6,619.60	6,950.67	7,124.00	7,302.53
			Hourly	29.9200	31.4200	32.9900	34.6400	36.3700	38.1900	40.1000	41.1000	42.1300
Lead Vehicle/Equipment Technician	NE	C19	Annual	65,332.80	68,598.40	72,030.40	75,628.80	79,414.40	83,387.20	87,547.20	89,731.20	91,977.60
			Monthly	5,444.40	5,716.53	6,002.53	6,302.40	6,617.87	6,948.93	7,295.60	7,477.60	7,664.80
			Hourly	31.4100	32.9800	34.6300	36.3600	38.1800	40.0900	42.0900	43.1400	44.2200
Maintenance & Operations Division Manager	DMG	C31	Annual	117,332.80	123,198.40	129,355.20	135,824.00	142,625.60	149,760.00	157,248.00	161,179.20	165,214.40
			Monthly	9,777.73	10,266.53	10,779.60	11,318.67	11,885.47	12,480.00	13,104.00	13,431.60	13,767.87
			Hourly	56.4100	59.2300	62.1900	65.3000	68.5700	72.0000	75.6000	77.4900	79.4300
Maintenance Worker I	NE	C12	Annual	46,446.40	48,776.00	51,209.60	53,768.00	56,451.20	59,280.00	62,254.40	63,814.40	65,416.00
			Monthly	3,870.53	4,064.67	4,267.47	4,480.67	4,704.27	4,940.00	5,187.87	5,317.87	5,451.33
			Hourly	22.3300	23.4500	24.6200	25.8500	27.1400	28.5000	29.9300	30.6800	31.4500
Maintenance Worker II	NE	C15	Annual	53,768.00	56,451.20	59,280.00	62,254.40	65,374.40	68,640.00	72,072.00	73,881.60	75,732.80
			Monthly	4,480.67	4,704.27	4,940.00	5,187.87	5,447.87	5,720.00	6,006.00	6,156.80	6,311.07
			Hourly	25.8500	27.1400	28.5000	29.9300	31.4300	33.0000	34.6500	35.5200	36.4100
Maintenance Worker/Work Release Coordinator	NE	C16	Annual	56,451.20	59,280.00	62,254.40	65,374.40	68,640.00	72,072.00	75,670.40	77,563.20	79,497.60
			Monthly	4,704.27	4,940.00	5,187.87	5,447.87	5,720.00	6,006.00	6,305.87	6,463.60	6,624.80
			Hourly	27.1400	28.5000	29.9300	31.4300	33.0000	34.6500	36.3800	37.2900	38.2200
Management Aide	NE	C18	Annual	62,233.60	65,353.60	68,619.20	72,051.20	75,649.60	79,435.20	83,408.00	85,488.00	87,630.40
			Monthly	5,186.13	5,446.13	5,718.27	6,004.27	6,304.13	6,619.60	6,950.67	7,124.00	7,302.53
			Hourly	29.9200	31.4200	32.9900	34.6400	36.3700	38.1900	40.1000	41.1000	42.1300
Management Analyst	PAM	C24	Annual	83,387.20	87,547.20	91,915.20	96,512.00	101,337.60	106,412.80	111,737.60	114,524.80	117,395.20
			Monthly	6,948.93	7,295.60	7,659.60	8,042.67	8,444.80	8,867.73	9,311.47	9,543.73	9,782.93
			Hourly	40.0900	42.0900	44.1900	46.4000	48.7200	51.1600	53.7200	55.0600	56.4400
Management Assistant	PAM	C22	Annual	75,628.80	79,414.40	83,387.20	87,547.20	91,915.20	96,512.00	101,337.60	103,875.20	106,475.20
			Monthly	6,302.40	6,617.87	6,948.93	7,295.60	7,659.60	8,042.67	8,444.80	8,656.27	8,872.93
			Hourly	36.3600	38.1800	40.0900	42.0900	44.1900	46.4000	48.7200	49.9400	51.1900
Media & Communications Division Manager	DMG	C33	Annual	135,574.40	142,355.20	149,468.80	156,936.00	164,777.60	173,014.40	181,667.20	186,201.60	190,860.80
			Monthly	11,297.87	11,862.93	12,455.73	13,078.00	13,731.47	14,417.87	15,138.93	15,516.80	15,905.07
			Hourly	65.1800	68.4400	71.8600	75.4500	79.2200	83.1800	87.3400	89.5200	91.7600
Network Administrator	PAM	C31	Annual	117,332.80	123,198.40	129,355.20	135,824.00	142,625.60	149,760.00	157,248.00	161,179.20	165,214.40
			Monthly	9,777.73	10,266.53	10,779.60	11,318.67	11,885.47	12,480.00	13,104.00	13,431.60	13,767.87
			Hourly	56.4100	59.2300	62.1900	65.3000	68.5700	72.0000	75.6000	77.4900	79.4300

Attachment: HA Resolution 2024-XX [Revision 1] (6505 : FY23/24 MID-YEAR OPERATING & CIP BUDGET

CITY OF MORENO VALLEY
SALARY SCALE - CAREER POSITIONS
EFFECTIVE 07/06/2024

TITLE	GRP	GRADE										
			A	B	C	D	E	F	G	H	I	
			5.0%	5.0%	5.0%	5.0%	5.0%	5.0%	5.0%	2.5%	2.5%	
Network & Systems Specialist	PAM	C24	Annual	83,387.20	87,547.20	91,915.20	96,512.00	101,337.60	106,412.80	111,737.60	114,524.80	117,395.20
			Monthly	6,948.93	7,295.60	7,659.60	8,042.67	8,444.80	8,867.73	9,311.47	9,543.73	9,782.93
			Hourly	40.0900	42.0900	44.1900	46.4000	48.7200	51.1600	53.7200	55.0600	56.4400
Paralegal	NE	C20	Annual	68,598.40	72,030.40	75,628.80	79,414.40	83,387.20	87,547.20	91,915.20	94,203.20	96,553.60
			Monthly	5,716.53	6,002.53	6,302.40	6,617.87	6,948.93	7,295.60	7,659.60	7,850.27	8,046.13
			Hourly	32.9800	34.6300	36.3600	38.1800	40.0900	42.0900	44.1900	45.2900	46.4200
Park Ranger	NE	C16	Annual	56,451.20	59,280.00	62,254.40	65,374.40	68,640.00	72,072.00	75,670.40	77,563.20	79,497.60
			Monthly	4,704.27	4,940.00	5,187.87	5,447.87	5,720.00	6,006.00	6,305.87	6,463.60	6,624.80
			Hourly	27.1400	28.5000	29.9300	31.4300	33.0000	34.6500	36.3800	37.2900	38.2200
Parking Control Officer	NE	C12	Annual	46,446.40	48,776.00	51,209.60	53,768.00	56,451.20	59,280.00	62,254.40	63,814.40	65,416.00
			Monthly	3,870.53	4,064.67	4,267.47	4,480.67	4,704.27	4,940.00	5,187.87	5,317.87	5,451.33
			Hourly	22.3300	23.4500	24.6200	25.8500	27.1400	28.5000	29.9300	30.6800	31.4500
Parks & Community Services Administration & Financial Services Division Manager	DMG	C30	Annual	111,758.40	117,353.60	123,219.20	129,376.00	135,844.80	142,646.40	149,780.80	153,524.80	157,372.80
			Monthly	9,313.20	9,779.47	10,268.27	10,781.33	11,320.40	11,887.20	12,481.73	12,793.73	13,114.40
			Hourly	53.7300	56.4200	59.2400	62.2000	65.3100	68.5800	72.0100	73.8100	75.6600
Parks & Landscape Services Division Manager	DMG	C31	Annual	117,332.80	123,198.40	129,355.20	135,824.00	142,625.60	149,760.00	157,248.00	161,179.20	165,214.40
			Monthly	9,777.73	10,266.53	10,779.60	11,318.67	11,885.47	12,480.00	13,104.00	13,431.60	13,767.87
			Hourly	56.4100	59.2300	62.1900	65.3000	68.5700	72.0000	75.6000	77.4900	79.4300
Parks Maintenance Supervisor	PAM	C25	Annual	87,568.00	91,956.80	96,553.60	101,379.20	106,454.40	111,779.20	117,374.40	120,307.20	123,323.20
			Monthly	7,297.33	7,663.07	8,046.13	8,448.27	8,871.20	9,314.93	9,781.20	10,025.60	10,276.93
			Hourly	42.1000	44.2100	46.4200	48.7400	51.1800	53.7400	56.4300	57.8400	59.2900
Parks Maintenance Worker	NE	C12	Annual	46,446.40	48,776.00	51,209.60	53,768.00	56,451.20	59,280.00	62,254.40	63,814.40	65,416.00
			Monthly	3,870.53	4,064.67	4,267.47	4,480.67	4,704.27	4,940.00	5,187.87	5,317.87	5,451.33
			Hourly	22.3300	23.4500	24.6200	25.8500	27.1400	28.5000	29.9300	30.6800	31.4500
Parks Project Manager	PAM	C25	Annual	87,568.00	91,956.80	96,553.60	101,379.20	106,454.40	111,779.20	117,374.40	120,307.20	123,323.20
			Monthly	7,297.33	7,663.07	8,046.13	8,448.27	8,871.20	9,314.93	9,781.20	10,025.60	10,276.93
			Hourly	42.1000	44.2100	46.4200	48.7400	51.1800	53.7400	56.4300	57.8400	59.2900
Payroll Supervisor	PAM	C26	Annual	91,936.00	96,532.80	101,358.40	106,433.60	111,758.40	117,353.60	123,219.20	126,297.60	129,459.20
			Monthly	7,661.33	8,044.40	8,446.53	8,869.47	9,313.20	9,779.47	10,268.27	10,524.80	10,788.27
			Hourly	44.2000	46.4100	48.7300	51.1700	53.7300	56.4200	59.2400	60.7200	62.2400
Permit Technician	NE	C18	Annual	62,233.60	65,353.60	68,619.20	72,051.20	75,649.60	79,435.20	83,408.00	85,488.00	87,630.40
			Monthly	5,186.13	5,446.13	5,718.27	6,004.27	6,304.13	6,619.60	6,950.67	7,124.00	7,302.53
			Hourly	29.9200	31.4200	32.9900	34.6400	36.3700	38.1900	40.1000	41.1000	42.1300
Planning Division Manager/Official	DMG	C34	Annual	145,745.60	153,025.60	160,680.00	168,708.80	177,153.60	186,014.40	195,312.00	200,200.00	205,212.80
			Monthly	12,145.47	12,752.13	13,390.00	14,059.07	14,762.80	15,501.20	16,276.00	16,683.33	17,101.07
			Hourly	70.0700	73.5700	77.2500	81.1100	85.1700	89.4300	93.9000	96.2500	98.6600
Power Supply Manager	PAM	C32	Annual	126,131.20	132,433.60	139,048.00	145,995.20	153,296.00	160,971.20	169,020.80	173,243.20	177,569.60
			Monthly	10,510.93	11,036.13	11,587.33	12,166.27	12,774.67	13,414.27	14,085.07	14,436.93	14,797.47
			Hourly	60.6400	63.6700	66.8500	70.1900	73.7000	77.3900	81.2600	83.2900	85.3700

Attachment: HA Resolution 2024-XX [Revision 1] (6505 : FY23/24 MID-YEAR OPERATING & CIP BUDGET

CITY OF MORENO VALLEY
SALARY SCALE - CAREER POSITIONS
EFFECTIVE 07/06/2024

TITLE	GRP	GRADE										
			A	B	C	D	E	F	G	H	I	
			5.0%		5.0%	5.0%	5.0%	5.0%	5.0%	2.5%	2.5%	
Principal Accountant	PAM	C28	Annual	101,358.40	106,433.60	111,758.40	117,353.60	123,219.20	129,376.00	135,844.80	139,235.20	142,708.80
			Monthly	8,446.53	8,869.47	9,313.20	9,779.47	10,268.27	10,781.33	11,320.40	11,602.93	11,892.40
			Hourly	48.7300	51.1700	53.7300	56.4200	59.2400	62.2000	65.3100	66.9400	68.6100
Principal Engineer	DMG	C33	Annual	135,574.40	142,355.20	149,468.80	156,936.00	164,777.60	173,014.40	181,667.20	186,201.60	190,860.80
			Monthly	11,297.87	11,862.93	12,455.73	13,078.00	13,731.47	14,417.87	15,138.93	15,516.80	15,905.07
			Hourly	65.1800	68.4400	71.8600	75.4500	79.2200	83.1800	87.3400	89.5200	91.7600
Principal Engineer/City Traffic Engineer	DMG	C33	Annual	135,574.40	142,355.20	149,468.80	156,936.00	164,777.60	173,014.40	181,667.20	186,201.60	190,860.80
			Monthly	11,297.87	11,862.93	12,455.73	13,078.00	13,731.47	14,417.87	15,138.93	15,516.80	15,905.07
			Hourly	65.1800	68.4400	71.8600	75.4500	79.2200	83.1800	87.3400	89.5200	91.7600
Principal Planner	PAM	C33	Annual	135,574.40	142,355.20	149,468.80	156,936.00	164,777.60	173,014.40	181,667.20	186,201.60	190,860.80
			Monthly	11,297.87	11,862.93	12,455.73	13,078.00	13,731.47	14,417.87	15,138.93	15,516.80	15,905.07
			Hourly	65.1800	68.4400	71.8600	75.4500	79.2200	83.1800	87.3400	89.5200	91.7600
Program Analyst	PAM	C24	Annual	83,387.20	87,547.20	91,915.20	96,512.00	101,337.60	106,412.80	111,737.60	114,524.80	117,395.20
			Monthly	6,948.93	7,295.60	7,659.60	8,042.67	8,444.80	8,867.73	9,311.47	9,543.73	9,782.93
			Hourly	40.0900	42.0900	44.1900	46.4000	48.7200	51.1600	53.7200	55.0600	56.4400
Public Information/Intergovernmental Relations Officer	PAM	C28	Annual	101,358.40	106,433.60	111,758.40	117,353.60	123,219.20	129,376.00	135,844.80	139,235.20	142,708.80
			Monthly	8,446.53	8,869.47	9,313.20	9,779.47	10,268.27	10,781.33	11,320.40	11,602.93	11,892.40
			Hourly	48.7300	51.1700	53.7300	56.4200	59.2400	62.2000	65.3100	66.9400	68.6100
Public Safety Contracts Administrator	DMG	C30	Annual	111,758.40	117,353.60	123,219.20	129,376.00	135,844.80	142,646.40	149,780.80	153,524.80	157,372.80
			Monthly	9,313.20	9,779.47	10,268.27	10,781.33	11,320.40	11,887.20	12,481.73	12,793.73	13,114.40
			Hourly	53.7300	56.4200	59.2400	62.2000	65.3100	68.5800	72.0100	73.8100	75.6600
Purchasing Division Manager	DMG	C32	Annual	126,131.20	132,433.60	139,048.00	145,995.20	153,296.00	160,971.20	169,020.80	173,243.20	177,569.60
			Monthly	10,510.93	11,036.13	11,587.33	12,166.27	12,774.67	13,414.27	14,085.07	14,436.93	14,797.47
			Hourly	60.6400	63.6700	66.8500	70.1900	73.7000	77.3900	81.2600	83.2900	85.3700
Recycling Specialist	NE	C16	Annual	56,451.20	59,280.00	62,254.40	65,374.40	68,640.00	72,072.00	75,670.40	77,563.20	79,497.60
			Monthly	4,704.27	4,940.00	5,187.87	5,447.87	5,720.00	6,006.00	6,305.87	6,463.60	6,624.80
			Hourly	27.1400	28.5000	29.9300	31.4300	33.0000	34.6500	36.3800	37.2900	38.2200
Registered Veterinary Technician	NE	C16	Annual	56,451.20	59,280.00	62,254.40	65,374.40	68,640.00	72,072.00	75,670.40	77,563.20	79,497.60
			Monthly	4,704.27	4,940.00	5,187.87	5,447.87	5,720.00	6,006.00	6,305.87	6,463.60	6,624.80
			Hourly	27.1400	28.5000	29.9300	31.4300	33.0000	34.6500	36.3800	37.2900	38.2200
Security Guard	NE	C08	Annual	38,209.60	40,123.20	42,120.00	44,220.80	46,425.60	48,755.20	51,188.80	52,478.40	53,788.80
			Monthly	3,184.13	3,343.60	3,510.00	3,685.07	3,868.80	4,062.93	4,265.73	4,373.20	4,482.40
			Hourly	18.3700	19.2900	20.2500	21.2600	22.3200	23.4400	24.6100	25.2300	25.8600
Senior Accountant	PAM	C25	Annual	87,568.00	91,956.80	96,553.60	101,379.20	106,454.40	111,779.20	117,374.40	120,307.20	123,323.20
			Monthly	7,297.33	7,663.07	8,046.13	8,448.27	8,871.20	9,314.93	9,781.20	10,025.60	10,276.93
			Hourly	42.1000	44.2100	46.4200	48.7400	51.1800	53.7400	56.4300	57.8400	59.2900
Senior Administrative Assistant	NE	C17	Annual	59,280.00	62,254.40	65,374.40	68,640.00	72,072.00	75,670.40	79,456.00	81,452.80	83,491.20
			Monthly	4,940.00	5,187.87	5,447.87	5,720.00	6,006.00	6,305.87	6,621.33	6,787.73	6,957.60
			Hourly	28.5000	29.9300	31.4300	33.0000	34.6500	36.3800	38.2000	39.1600	40.1400

Attachment: HA Resolution 2024-XX [Revision 1] (6505 : FY23/24 MID-YEAR OPERATING & CIP BUDGET

CITY OF MORENO VALLEY
SALARY SCALE - CAREER POSITIONS
EFFECTIVE 07/06/2024

TITLE	GRP	GRADE										
				A	B	C	D	E	F	G	H	I
				5.0%		5.0%	5.0%	5.0%	5.0%	5.0%	2.5%	2.5%
Senior Applications Analyst	PAM	C27	Annual	96,532.80	101,358.40	106,433.60	111,758.40	117,353.60	123,219.20	129,376.00	132,620.80	135,928.00
			Monthly	8,044.40	8,446.53	8,869.47	9,313.20	9,779.47	10,268.27	10,781.33	11,051.73	11,327.33
			Hourly	46.4100	48.7300	51.1700	53.7300	56.4200	59.2400	62.2000	63.7600	65.3500
Senior Building Inspector	PAM	C25	Annual	87,568.00	91,956.80	96,553.60	101,379.20	106,454.40	111,779.20	117,374.40	120,307.20	123,323.20
			Monthly	7,297.33	7,663.07	8,046.13	8,448.27	8,871.20	9,314.93	9,781.20	10,025.60	10,276.93
			Hourly	42.1000	44.2100	46.4200	48.7400	51.1800	53.7400	56.4300	57.8400	59.2900
Senior Community Enhancement Officer	PAM	C22	Annual	75,628.80	79,414.40	83,387.20	87,547.20	91,915.20	96,512.00	101,337.60	103,875.20	106,475.20
			Monthly	6,302.40	6,617.87	6,948.93	7,295.60	7,659.60	8,042.67	8,444.80	8,656.27	8,872.93
			Hourly	36.3600	38.1800	40.0900	42.0900	44.1900	46.4000	48.7200	49.9400	51.1900
Senior Construction Inspector	PAM	C23	Annual	79,435.20	83,408.00	87,588.80	91,977.60	96,574.40	101,400.00	106,475.20	109,137.60	111,862.40
			Monthly	6,619.60	6,950.67	7,299.07	7,664.80	8,047.87	8,450.00	8,872.93	9,094.80	9,321.87
			Hourly	38.1900	40.1000	42.1100	44.2200	46.4300	48.7500	51.1900	52.4700	53.7800
Senior Deputy City Clerk	DMG	C30	Annual	111,758.40	117,353.60	123,219.20	129,376.00	135,844.80	142,646.40	149,780.80	153,524.80	157,372.80
			Monthly	9,313.20	9,779.47	10,268.27	10,781.33	11,320.40	11,887.20	12,481.73	12,793.73	13,114.40
			Hourly	53.7300	56.4200	59.2400	62.2000	65.3100	68.5800	72.0100	73.8100	75.6600
Senior Electrical Engineer	PAM	C31	Annual	117,332.80	123,198.40	129,355.20	135,824.00	142,625.60	149,760.00	157,248.00	161,179.20	165,214.40
			Monthly	9,777.73	10,266.53	10,779.60	11,318.67	11,885.47	12,480.00	13,104.00	13,431.60	13,767.87
			Hourly	56.4100	59.2300	62.1900	65.3000	68.5700	72.0000	75.6000	77.4900	79.4300
Senior Engineer, P.E.	PAM	C31	Annual	117,332.80	123,198.40	129,355.20	135,824.00	142,625.60	149,760.00	157,248.00	161,179.20	165,214.40
			Monthly	9,777.73	10,266.53	10,779.60	11,318.67	11,885.47	12,480.00	13,104.00	13,431.60	13,767.87
			Hourly	56.4100	59.2300	62.1900	65.3000	68.5700	72.0000	75.6000	77.4900	79.4300
Senior Equipment Operator	NE	C18	Annual	62,233.60	65,353.60	68,619.20	72,051.20	75,649.60	79,435.20	83,408.00	85,488.00	87,630.40
			Monthly	5,186.13	5,446.13	5,718.27	6,004.27	6,304.13	6,619.60	6,950.67	7,124.00	7,302.53
			Hourly	29.9200	31.4200	32.9900	34.6400	36.3700	38.1900	40.1000	41.1000	42.1300
Senior Graphics Designer	NE	C19	Annual	65,332.80	68,598.40	72,030.40	75,628.80	79,414.40	83,387.20	87,547.20	89,731.20	91,977.60
			Monthly	5,444.40	5,716.53	6,002.53	6,302.40	6,617.87	6,948.93	7,295.60	7,477.60	7,664.80
			Hourly	31.4100	32.9800	34.6300	36.3600	38.1800	40.0900	42.0900	43.1400	44.2200
Senior Human Resources Analyst	PAM	C27	Annual	96,532.80	101,358.40	106,433.60	111,758.40	117,353.60	123,219.20	129,376.00	132,620.80	135,928.00
			Monthly	8,044.40	8,446.53	8,869.47	9,313.20	9,779.47	10,268.27	10,781.33	11,051.73	11,327.33
			Hourly	46.4100	48.7300	51.1700	53.7300	56.4200	59.2400	62.2000	63.7600	65.3500
Senior Landscape Services Inspector	PAM	C20	Annual	68,598.40	72,030.40	75,628.80	79,414.40	83,387.20	87,547.20	91,915.20	94,203.20	96,553.60
			Monthly	5,716.53	6,002.53	6,302.40	6,617.87	6,948.93	7,295.60	7,659.60	7,850.27	8,046.13
			Hourly	32.9800	34.6300	36.3600	38.1800	40.0900	42.0900	44.1900	45.2900	46.4200
Senior Management Analyst	PAM	C27	Annual	96,532.80	101,358.40	106,433.60	111,758.40	117,353.60	123,219.20	129,376.00	132,620.80	135,928.00
			Monthly	8,044.40	8,446.53	8,869.47	9,313.20	9,779.47	10,268.27	10,781.33	11,051.73	11,327.33
			Hourly	46.4100	48.7300	51.1700	53.7300	56.4200	59.2400	62.2000	63.7600	65.3500
Senior Office Assistant	NE	C13	Annual	48,755.20	51,188.80	53,747.20	56,430.40	59,259.20	62,212.80	65,332.80	66,976.00	68,660.80
			Monthly	4,062.93	4,265.73	4,478.93	4,702.53	4,938.27	5,184.40	5,444.40	5,581.33	5,721.73
			Hourly	23.4400	24.6100	25.8400	27.1300	28.4900	29.9100	31.4100	32.2000	33.0100

CITY OF MORENO VALLEY
SALARY SCALE - CAREER POSITIONS
EFFECTIVE 07/06/2024

TITLE	GRP	GRADE										
			A	B	C	D	E	F	G	H	I	
			5.0%		5.0%	5.0%	5.0%	5.0%	5.0%	2.5%	2.5%	
Senior Parking Control Officer	NE	C14	Annual	51,209.60	53,768.00	56,451.20	59,280.00	62,254.40	65,374.40	68,640.00	70,366.40	72,134.40
			Monthly	4,267.47	4,480.67	4,704.27	4,940.00	5,187.87	5,447.87	5,720.00	5,863.87	6,011.20
			Hourly	24.6200	25.8500	27.1400	28.5000	29.9300	31.4300	33.0000	33.8300	34.6800
Senior Parks Maintenance Technician	NE	C19	Annual	65,332.80	68,598.40	72,030.40	75,628.80	79,414.40	83,387.20	87,547.20	89,731.20	91,977.60
			Monthly	5,444.40	5,716.53	6,002.53	6,302.40	6,617.87	6,948.93	7,295.60	7,477.60	7,664.80
			Hourly	31.4100	32.9800	34.6300	36.3600	38.1800	40.0900	42.0900	43.1400	44.2200
Senior Payroll Technician	NE	C18	Annual	62,233.60	65,353.60	68,619.20	72,051.20	75,649.60	79,435.20	83,408.00	85,488.00	87,630.40
			Monthly	5,186.13	5,446.13	5,718.27	6,004.27	6,304.13	6,619.60	6,950.67	7,124.00	7,302.53
			Hourly	29.9200	31.4200	32.9900	34.6400	36.3700	38.1900	40.1000	41.1000	42.1300
Senior Permit Technician	NE	C20	Annual	68,598.40	72,030.40	75,628.80	79,414.40	83,387.20	87,547.20	91,915.20	94,203.20	96,553.60
			Monthly	5,716.53	6,002.53	6,302.40	6,617.87	6,948.93	7,295.60	7,659.60	7,850.27	8,046.13
			Hourly	32.9800	34.6300	36.3600	38.1800	40.0900	42.0900	44.1900	45.2900	46.4200
Senior Planner	PAM	C27	Annual	96,532.80	101,358.40	106,433.60	111,758.40	117,353.60	123,219.20	129,376.00	132,620.80	135,928.00
			Monthly	8,044.40	8,446.53	8,869.47	9,313.20	9,779.47	10,268.27	10,781.33	11,051.73	11,327.33
			Hourly	46.4100	48.7300	51.1700	53.7300	56.4200	59.2400	62.2000	63.7600	65.3500
Senior Risk Analyst	PAM	C27	Annual	96,532.80	101,358.40	106,433.60	111,758.40	117,353.60	123,219.20	129,376.00	132,620.80	135,928.00
			Monthly	8,044.40	8,446.53	8,869.47	9,313.20	9,779.47	10,268.27	10,781.33	11,051.73	11,327.33
			Hourly	46.4100	48.7300	51.1700	53.7300	56.4200	59.2400	62.2000	63.7600	65.3500
Senior Telecommunications Technician	NE	C22	Annual	75,628.80	79,414.40	83,387.20	87,547.20	91,915.20	96,512.00	101,337.60	103,875.20	106,475.20
			Monthly	6,302.40	6,617.87	6,948.93	7,295.60	7,659.60	8,042.67	8,444.80	8,656.27	8,872.93
			Hourly	36.3600	38.1800	40.0900	42.0900	44.1900	46.4000	48.7200	49.9400	51.1900
Senior Traffic Signal Technician	PAM	C23	Annual	79,435.20	83,408.00	87,588.80	91,977.60	96,574.40	101,400.00	106,475.20	109,137.60	111,862.40
			Monthly	6,619.60	6,950.67	7,299.07	7,664.80	8,047.87	8,450.00	8,872.93	9,094.80	9,321.87
			Hourly	38.1900	40.1000	42.1100	44.2200	46.4300	48.7500	51.1900	52.4700	53.7800
Special Districts Division Manager	DMG	C34	Annual	145,745.60	153,025.60	160,680.00	168,708.80	177,153.60	186,014.40	195,312.00	200,200.00	205,212.80
			Monthly	12,145.47	12,752.13	13,390.00	14,059.07	14,762.80	15,501.20	16,276.00	16,683.33	17,101.07
			Hourly	70.0700	73.5700	77.2500	81.1100	85.1700	89.4300	93.9000	96.2500	98.6600
Special Events & Facilities Division Manager	DMG	C30	Annual	111,758.40	117,353.60	123,219.20	129,376.00	135,844.80	142,646.40	149,780.80	153,524.80	157,372.80
			Monthly	9,313.20	9,779.47	10,268.27	10,781.33	11,320.40	11,887.20	12,481.73	12,793.73	13,114.40
			Hourly	53.7300	56.4200	59.2400	62.2000	65.3100	68.5800	72.0100	73.8100	75.6600
Storekeeper	NE	C14	Annual	51,209.60	53,768.00	56,451.20	59,280.00	62,254.40	65,374.40	68,640.00	70,366.40	72,134.40
			Monthly	4,267.47	4,480.67	4,704.27	4,940.00	5,187.87	5,447.87	5,720.00	5,863.87	6,011.20
			Hourly	24.6200	25.8500	27.1400	28.5000	29.9300	31.4300	33.0000	33.8300	34.6800
Strategic Initiatives Manager	DMG	C34	Annual	145,745.60	153,025.60	160,680.00	168,708.80	177,153.60	186,014.40	195,312.00	200,200.00	205,212.80
			Monthly	12,145.47	12,752.13	13,390.00	14,059.07	14,762.80	15,501.20	16,276.00	16,683.33	17,101.07
			Hourly	70.0700	73.5700	77.2500	81.1100	85.1700	89.4300	93.9000	96.2500	98.6600
Street Maintenance Supervisor	PAM	C25	Annual	87,568.00	91,956.80	96,553.60	101,379.20	106,454.40	111,779.20	117,374.40	120,307.20	123,323.20
			Monthly	7,297.33	7,663.07	8,046.13	8,448.27	8,871.20	9,314.93	9,781.20	10,025.60	10,276.93
			Hourly	42.1000	44.2100	46.4200	48.7400	51.1800	53.7400	56.4300	57.8400	59.2900

Attachment: HA Resolution 2024-XX [Revision 1] (6505 : FY23/24 MID-YEAR OPERATING & CIP BUDGET

CITY OF MORENO VALLEY
SALARY SCALE - CAREER POSITIONS
EFFECTIVE 07/06/2024

TITLE	GRP	GRADE										
			A	B	C	D	E	F	G	H	I	
			5.0%		5.0%	5.0%	5.0%	5.0%	5.0%	5.0%	2.5%	2.5%
Telecommunications Engineer/Administrator	PAM	C29	Annual	106,412.80	111,737.60	117,332.80	123,198.40	129,355.20	135,824.00	142,625.60	146,182.40	149,843.20
			Monthly	8,867.73	9,311.47	9,777.73	10,266.53	10,779.60	11,318.67	11,885.47	12,181.87	12,486.93
			Hourly	51.1600	53.7200	56.4100	59.2300	62.1900	65.3000	68.5700	70.2800	72.0400
Telecommunications Technician	NE	C20	Annual	68,598.40	72,030.40	75,628.80	79,414.40	83,387.20	87,547.20	91,915.20	94,203.20	96,553.60
			Monthly	5,716.53	6,002.53	6,302.40	6,617.87	6,948.93	7,295.60	7,659.60	7,850.27	8,046.13
			Hourly	32.9800	34.6300	36.3600	38.1800	40.0900	42.0900	44.1900	45.2900	46.4200
Traffic Operations Supervisor	PAM	C26	Annual	91,936.00	96,532.80	101,358.40	106,433.60	111,758.40	117,353.60	123,219.20	126,297.60	129,459.20
			Monthly	7,661.33	8,044.40	8,446.53	8,869.47	9,313.20	9,779.47	10,268.27	10,524.80	10,788.27
			Hourly	44.2000	46.4100	48.7300	51.1700	53.7300	56.4200	59.2400	60.7200	62.2400
Traffic Signal Technician	NE	C22	Annual	75,628.80	79,414.40	83,387.20	87,547.20	91,915.20	96,512.00	101,337.60	103,875.20	106,475.20
			Monthly	6,302.40	6,617.87	6,948.93	7,295.60	7,659.60	8,042.67	8,444.80	8,656.27	8,872.93
			Hourly	36.3600	38.1800	40.0900	42.0900	44.1900	46.4000	48.7200	49.9400	51.1900
Traffic Sign/Marking Technician I	NE	C13	Annual	48,755.20	51,188.80	53,747.20	56,430.40	59,259.20	62,212.80	65,332.80	66,976.00	68,660.80
			Monthly	4,062.93	4,265.73	4,478.93	4,702.53	4,938.27	5,184.40	5,444.40	5,581.33	5,721.73
			Hourly	23.4400	24.6100	25.8400	27.1300	28.4900	29.9100	31.4100	32.2000	33.0100
Traffic Sign/Marking Technician II	NE	C15	Annual	53,768.00	56,451.20	59,280.00	62,254.40	65,374.40	68,640.00	72,072.00	73,881.60	75,732.80
			Monthly	4,480.67	4,704.27	4,940.00	5,187.87	5,447.87	5,720.00	6,006.00	6,156.80	6,311.07
			Hourly	25.8500	27.1400	28.5000	29.9300	31.4300	33.0000	34.6500	35.5200	36.4100
Utility Finance Manager	PAM	C28	Annual	101,358.40	106,433.60	111,758.40	117,353.60	123,219.20	129,376.00	135,844.80	139,235.20	142,708.80
			Monthly	8,446.53	8,869.47	9,313.20	9,779.47	10,268.27	10,781.33	11,320.40	11,602.93	11,892.40
			Hourly	48.7300	51.1700	53.7300	56.4200	59.2400	62.2000	65.3100	66.9400	68.6100
Vehicle/Equipment Technician	NE	C17	Annual	59,280.00	62,254.40	65,374.40	68,640.00	72,072.00	75,670.40	79,456.00	81,452.80	83,491.20
			Monthly	4,940.00	5,187.87	5,447.87	5,720.00	6,006.00	6,305.87	6,621.33	6,787.73	6,957.60
			Hourly	28.5000	29.9300	31.4300	33.0000	34.6500	36.3800	38.2000	39.1600	40.1400

Attachment: HA Resolution 2024-XX [Revision 1] (6505 : FY23/24 MID-YEAR OPERATING & CIP BUDGET

RESOLUTION NO. MVCF 2024-XX

A RESOLUTION OF THE MORENO VALLEY COMMUNITY FOUNDATION (MVCF) OF THE CITY OF MORENO VALLEY, CALIFORNIA, ADOPTING THE REVISED OPERATING AND CAPITAL BUDGETS FOR FISCAL YEARS 2023/24 AND 2024/25

WHEREAS, the Moreno Valley Community Foundation Board approved the Operating and Capital Budgets for the City for Fiscal Years 2023/24 and 2024/25, a copy of which, as may have been amended by the Moreno Valley Community Board, is on file in the Office of the City Clerk and is available for public inspection; and

WHEREAS, the Moreno Valley Community Board approves amendments to the budgets throughout the fiscal year and such prior amendments are reflected within the current amended budget and further ratified as part of the adoption of the quarterly budget amendments; and

WHEREAS, the City Manager has heretofore submitted to the President and Board Members of the Moreno Valley Community Foundation proposed amendments to the Operating and Capital Budgets for the Foundation for Fiscal Years 2023/24 and 2024/25, a copy of which, as may have been amended by the Foundation's Board of Directors, is on file in the Office of the City Clerk and is available for public inspection; and

WHEREAS, the said proposed amendments to the Operating and Capital Budgets contain estimates of the services, activities and projects comprising the budget, and contain expenditure requirements and the resources available to the Community Foundation; and

WHEREAS, the said proposed amendments to the Operating and Capital Budgets contain the estimates of uses of fund balance as required to stabilize the delivery of Moreno Valley Community Foundation services during periods of operational deficits; and

WHEREAS, the President and Board of Directors have made such revisions to the proposed amended Operating and Capital Budgets as so desired; and

WHEREAS, the amended Operating and Capital Budgets, as herein approved, will enable the Community Foundation to make adequate financial plans and will ensure that Foundation officers can administer their respective functions in accordance with such plans.

NOW, THEREFORE, THE MORENO VALLEY COMMUNITY FOUNDATION OF THE CITY OF MORENO VALLEY, CALIFORNIA, DOES HEREBY RESOLVE AS FOLLOWS:

1
Resolution No. MVCF 2024-XX
Date Adopted: February 6, 2024

1. The proposed amendments to the Operating and Capital Budgets, attached as Exhibit A and as on file in the Office of the City Clerk, and as may have been amended by the Community Foundation's Board of Directors, is hereby approved and adopted as the annual Operating and Capital Budgets of the Moreno Valley Community Foundation for the Fiscal Years 2023/24 and 2024/25.
2. The Proposed Amendments to the City Position Summary, included as Exhibit B to this Resolution, and on file in the Office of the City Clerk, and as may have been amended by the Community Foundation's Board of Directors, is hereby adopted as part of the Approved City Position Summary of the City of Moreno Valley for Fiscal Years 2023/24 and 2024/25.
3. The Proposed Amendments to the Career Positions Salary Schedule, included as Exhibit C to this Resolution, and on file in the Office of the City Clerk, and as may have been amended by the Community Foundation's Board of Directors, is hereby adopted as part of the Approved Career Positions Salary Schedule of the City of Moreno Valley for Fiscal Years 2023/24 and 2024/25.
4. The amounts of proposed expenditures, which include the uses of fund balance specified in the approved budget, are hereby appropriated for the various budget programs and units for said fiscal year.
5. Within fifteen (15) days after the adoption of this Resolution, the City Clerk shall certify to the adoption hereof and, as so certified, cause a copy to be posted in at least three (3) public places within the City.

BE IT FURTHER RESOLVED that this Resolution shall take effect immediately upon its adoption.

APPROVED AND ADOPTED this 6th day of February, 2024.

Mayor of the City of Moreno Valley,
Acting in the capacity of President of the
Moreno Valley Community Foundation

ATTEST:

City Clerk, acting in the capacity of
Secretary of the Moreno Valley
Community Foundation

APPROVED AS TO FORM:

City Attorney, acting in the capacity
of General Counsel of the Moreno
Valley Community Foundation

Attachment: MVCF Resolution 2024-XX [Revision 1] (6505 : FY23/24 MID-YEAR OPERATING & CIP BUDGET REVIEW AND APPROVAL OF THE

RESOLUTION JURAT

STATE OF CALIFORNIA)
COUNTY OF RIVERSIDE) ss.
CITY OF MORENO VALLEY)

I, Jane Halstead, Secretary of the Moreno Valley Community Foundation, Moreno Valley, California do hereby certify that Resolution No. MVCF 2024-XX was duly and regularly adopted by the Board of Directors of the Moreno Valley Community Foundation at a regular meeting held on 6th day of February, 2024 by the following vote:

AYES:

NOES:

ABSENT:

ABSTAIN:

(Board members, Vice-President and President)

SECRETARY

(SEAL)

Attachment: MVCF Resolution 2024-XX [Revision 1] (6505 : FY23/24 MID-YEAR OPERATING & CIP BUDGET REVIEW AND APPROVAL OF THE

CITY OF MORENO VALLEY
GENERAL FUND
FY 2023/24 Proposed Amendments

Department	Fund	Account Description	General Ledger Account	Project	Fiscal Year 2023/24 Amended Budget	Proposed Amendment	Revised Budget	Description - Proposed Adjustment
Community Development	1010	Parking Cntrl Penalts-Handicapp	1010-20-26-20110-440080		\$ 33,000	\$ 25,000	\$ 58,000	Projected revenues
Community Development	1010	Admin Citation Fees	1010-20-26-20110-500900		700,000	100,000	800,000	Projected revenues
Community Development	1010	Special Inspection Fees	1010-20-26-20110-520000		90,000	90,000	180,000	Projected revenues
Financial & Management Services	1010	Transfers in - from EQUIP REPLACEMENT (FURN & EQUIP)	1010-99-99-91010-807510		1,358,085	549,997	1,908,082	Budget true-up
REVENUE TOTAL					\$ 2,181,085	\$ 764,997	\$ 2,946,082	

Department	Fund	Account Description	General Ledger Account	Project	Fiscal Year 2023/24 Amended Budget	Proposed Amendment	Revised Budget	Description - Proposed Adjustment
City Council	1010	Council - Dist 1 Discretionary-Carryover	1010-10-01-10011-620116		\$ -	\$ 2,539	\$ 2,539	Projected expenses
City Council	1010	Council - Dist 2 Discretionary-Carryover	1010-10-01-10012-620117		-	648	648	Projected expenses
City Council	1010	Council - Dist 3 Discretionary-Carryover	1010-10-01-10013-620118		-	6,461	6,461	Projected expenses
City Council	1010	Council - Dist 4 Discretionary-Carryover	1010-10-01-10014-620119		-	1,332	1,332	Projected expenses
City Council	1010	Council - Mayor Discretionary-Carryover	1010-10-01-10015-620131		-	10	10	Projected expenses
City Manager	1010	Salaries-Regular - Other	1010-16-15-16010-611199		151,572	29,905	181,477	Projected expenses
Community Development	1010	Salaries-Temporary	1010-20-26-20110-611310		195,000	100,000	295,000	Projected expenses
Community Development	1010	Technical Svcs - Admin Cites	1010-20-26-20110-620820		81,250	40,000	121,250	Projected expenses
Community Development	1010	Oper Mtrls - Fuel: Gasoline	1010-20-26-20110-630355		25,000	25,000	50,000	Projected expenses
Financial & Management Services	1010	Salaries-Regular	1010-30-34-45310-611110		86,372	(86,372)	-	Reallocation of budget
Financial & Management Services	1010	Benefits - PERS & ERPD Def Comp	1010-30-34-45310-612110		33,002	(33,002)	-	Reallocation of budget
Financial & Management Services	1010	Benefits - Bank	1010-30-34-45310-612120		10,290	(10,290)	-	Reallocation of budget
Financial & Management Services	1010	Benefits - Medicare	1010-30-34-45310-612130		1,316	(1,316)	-	Reallocation of budget
Financial & Management Services	1010	Benefits - Group Life Insurance	1010-30-34-45310-612140		368	(368)	-	Reallocation of budget
Financial & Management Services	1010	Benefits - ST/LT Disability	1010-30-34-45310-612145		783	(783)	-	Reallocation of budget
Financial & Management Services	1010	Benefits - Addl % Mgmt Pkg	1010-30-34-45310-612150		1,166	(1,166)	-	Reallocation of budget
Financial & Management Services	1010	Benefits - Annuity	1010-30-34-45310-612160		2,071	(2,071)	-	Reallocation of budget
Financial & Management Services	1010	Salaries-Regular - Other	1010-30-34-45310-611199		-	119,470	119,470	Reallocation of budget
Fire	1010	CIP Other	1010-40-47-80010-720199	810 0023-1010-99	399,261	25,000	424,261	Projected expenses
Human Resources	1010	Professional Svcs - Other	1010-18-21-18020-620299		98,000	500,000	598,000	Projected expenses
Public Works	1010	CIP Other	1010-70-77-80004-720199	804 0020-1010-99	-	50,000	50,000	Projected expenses
EXPENSE TOTAL					\$ 1,085,451	\$ 764,997	\$ 1,850,448	

CITY OF MORENO VALLEY
NON-GENERAL FUND
FY 2023/2024 Proposed Amendments

Department	Fund	Account Description	General Ledger Account	Project	Fiscal Year 2023/24 Amended Budget	Proposed Amendment	Revised Budget	Description - Proposed Adjustment
Financial & Management Services	2020	Reimbursement Agreement	2020-30-34-45310-500600		\$ 257,500	\$ 3,923	\$ 261,423	Projected expenses
Financial & Management Services	2901	Transfers in - from MEASURE "A" FUND	2901-99-95-92901-802001		1,059,115	(93,917)	965,198	Budget true-up
Parks & Community Services	3015	Transfers in - from DIF - PARK IMPROVEMENTS	3015-99-99-93015-802905		60,000	286,456	346,456	Projected revenues
Financial & Management Services	5112	Transfers in - from CFD No. 2014-01	5112-99-99-95112-802050		15,000	9,000	24,000	Projected revenues
Public Works	6011	Transfers in - within cat ELECTRIC FUND	6011-99-99-96011-826010		1,500,000	500,000	2,000,000	Projected revenues
Public Works	6011	Transfers in - within cat ELECTRIC PUBLIC PURPOSE	6011-99-99-96011-826012		-	50,000	50,000	Projected expenses
Non-Department	7320	Transfers in - within categ FACILITIES REPLACEMENT RESERVE	7320-99-99-97320-827330		291,440	258,474	549,914	Projected revenues
Economic Development	8884	Interest Income - Investments	8884-99-99-98884-460010		-	25,000	25,000	Projected revenues
Economic Development	8884	Interest Inc. - Rental Rehab	8884-99-99-98884-460090		-	50,000	50,000	Projected revenues
Economic Development	8884	Unrealized Gains/Losses	8884-99-99-98884-464010		-	25,000	25,000	Projected revenues
Economic Development	8884	Other Misc. Revenue	8884-99-99-98884-589900		-	1,000	1,000	Projected expenses
REVENUE TOTAL					\$ 3,183,055	\$ 1,114,936	\$ 4,297,991	

Attachment: MVCF Resolution 2024-XX [Revision 1] (6505 : FY23/24 MID-YEAR OPERATING & CIP

**CITY OF MORENO VALLEY
NON-GENERAL FUND
FY 2023/2024 Proposed Amendments**

Department	Fund	Account Description	General Ledger Account	Project	Fiscal Year 2023/24 Amended Budget	Proposed Amendment	Revised Budget	Description - Proposed Adjustment
Public Works	2001	Oper Mtrls - Tools	2001-70-76-45122-630320		\$ 5,000	\$ 35,000	\$ 40,000	Projected expenses
Public Works	2001	Oper Mtrls - Improvements	2001-70-76-45122-630332		204,058	35,000	239,058	Projected expenses
Financial & Management Services	2001	Transfers to DIF - ARTERIAL STREETS	2001-99-99-92001-902901		1,059,115	(93,917)	965,198	Budget true-up
Public Works	2008	Salaries-Regular - Other	2008-70-29-20450-611199		-	139,260	139,260	Projected expenses
Public Works	2008	Salaries-Regular - Other	2008-70-29-20451-611199		-	34,372	34,372	Projected expenses
Financial & Management Services	2020	Salaries-Regular - Other	2020-30-34-45310-611199		55,893	15,898	71,791	Projected expenses
Financial & Management Services	2050	Transfers to ZONE "M" MEDIAN FUND	2050-99-99-92050-905112		15,000	9,000	24,000	Projected expenses
Parks & Community Services	2905	Transfers to PCS CAP PROJECT (PARK IMPROVEMENTS)	2905-99-95-92905-903015		60,000	286,456	346,456	Projected expenses
Parks & Community Services	3015	CIP Other	3015-50-57-80007-720199	807 0060-3015-99	1,841,147	286,456	2,127,603	Projected expenses
Parks & Community Services	5011	Maint & Repair - Bldg & Ground	5011-50-57-35210-620910		70,000	200,000	270,000	Projected expenses
Parks & Community Services	5011	Nuisance Abatement	5011-50-57-35210-625015		39,400	70,000	109,400	Projected expenses
Parks & Community Services	5011	Mach-Equip-New - Furn & Equip	5011-50-57-35210-660310		-	100,000	100,000	Projected expenses
Parks & Community Services	5011	Maint & Repair - Bldg & Ground	5011-50-57-35211-620910		315,000	125,000	440,000	Projected expenses
Parks & Community Services	5011	Mach-Equip-New - Other	5011-50-59-35314-660398		-	77,123	77,123	Projected expenses
Parks & Community Services	5016	Maint & Repair - Bldg & Ground	5016-50-57-25727-620910		-	58,100	58,100	Projected expenses
Parks & Community Services	5016	Utilities - Electricity	5016-50-57-25727-621010		-	8,500	8,500	Projected expenses
Parks & Community Services	5016	Utilities - Water	5016-50-57-25727-621030		-	15,000	15,000	Projected expenses
Financial & Management Services	5110	Utilities - Electricity	5110-30-79-25703-621010		675,180	25,000	700,180	Projected expenses
Parks & Community Services	5113	Maint & Repair - Bldg & Ground	5113-50-57-35216-620910		239,000	371,000	610,000	Projected expenses
Parks & Community Services	5113	CIP Other	5113-50-57-80007-720199	807 0060-5113-99	44,061	1,030,000	1,074,061	Projected expenses
Public Works	6010	Salaries-Regular - Other	6010-70-80-45510-611199		-	15,821	15,821	Projected expenses
Public Works	6010	Software Maint/Support/License	6010-70-80-45510-625010		544,459	100,000	644,459	Projected expenses
Public Works	6010	Transfers to - within cat ELECTRIC - RESTRICTED ASSETS	6010-99-99-96010-926011		1,500,000	500,000	2,000,000	Projected expenses
Public Works	6011	CIP Other	6011-70-80-80005-720199	805 0077-6011-99	16,388,446	50,000	16,438,446	Projected expenses
Public Works	6012	Transfers to - within cat ELECTRIC - RESTRICTED ASSETS	6012-99-99-96012-926011		-	50,000	50,000	Projected expenses
Financial & Management Services	7310	Contractual Svcs - Other	7310-30-34-18438-625099		140,000	30,000	170,000	Projected expenses
Public Works	7320	Land - Improvements	7320-70-40-18410-660115		-	258,474	258,474	Projected expenses
Non-Department	7330	Transfers to - within cat FACILITIES MAINTENANCE ASSET FUND	7330-99-99-97330-927320		291,440	258,474	549,914	Projected expenses
Financial & Management Services	7510	Transfers to GENERAL FUND	7510-99-97-88190-901010		1,320,394	549,997	1,870,391	Budget true-up
Economic Development	8884	Salaries-Regular - Other	8884-22-25-20601-611199		-	10,000	10,000	Projected expenses
Economic Development	8884	Professional Svcs - Legal Svcs	8884-22-25-20601-620230		-	150,000	150,000	Projected expenses
Economic Development	8884	Professional Svcs - Other	8884-22-25-20601-620299		32,000	240,700	272,700	Projected expenses
Economic Development	8884	Agency Svcs - Other	8884-22-25-20601-620399		-	2,000	2,000	Projected expenses
Economic Development	8884	Marketing Svcs - Advertising	8884-22-25-20601-620610		-	2,000	2,000	Projected expenses
Economic Development	8884	Postage - Mail	8884-22-25-20601-630110		-	100	100	Projected expenses
Economic Development	8884	Oper Suppl - Office	8884-22-25-20601-630210		-	100	100	Projected expenses
EXPENSE TOTAL					\$ 24,839,593	\$ 5,044,914	\$ 29,884,507	

Attachment: MVCF Resolution 2024-XX [Revision 1] (6505 : FY23/24 MID-YEAR OPERATING & CIP

**CITY OF MORENO VALLEY
GENERAL FUND
FY 2024/25 Proposed Amendments**

Department	Fund	Account Description	General Ledger Account	Project	Fiscal Year 2024/25 Amended Budget	Proposed Amendment	Revised Budget	Description - Proposed Adjustment
City Manager	1010	Salaries-Regular - Other	1010-16-15-16010-611199		\$ 159,150	\$ 66,517	\$ 225,667	Projected expenses
Financial & Management Services	1010	Salaries-Regular	1010-30-34-45310-611110		95,797	(95,797)	-	Reallocation of budget
Financial & Management Services	1010	Benefits - PERS & ERPD Def Comp	1010-30-34-45310-612110		35,867	(35,867)	-	Reallocation of budget
Financial & Management Services	1010	Benefits - Bank	1010-30-34-45310-612120		10,290	(10,290)	-	Reallocation of budget
Financial & Management Services	1010	Benefits - Medicare	1010-30-34-45310-612130		1,449	(1,449)	-	Reallocation of budget
Financial & Management Services	1010	Benefits - Group Life Insurance	1010-30-34-45310-612140		408	(408)	-	Reallocation of budget
Financial & Management Services	1010	Benefits - ST/LT Disability	1010-30-34-45310-612145		861	(861)	-	Reallocation of budget
Financial & Management Services	1010	Benefits - Addl % Mgmt Pkg	1010-30-34-45310-612150		1,292	(1,292)	-	Reallocation of budget
Financial & Management Services	1010	Benefits - Annuity	1010-30-34-45310-612160		2,238	(2,238)	-	Reallocation of budget
Financial & Management Services	1010	Salaries-Regular - Other	1010-30-34-45310-611199		-	81,685	81,685	Reallocation of budget
EXPENSE TOTAL					\$ 307,352	\$ -	\$ 307,352	

**CITY OF MORENO VALLEY
NON-GENERAL FUND
FY 2024/25 Proposed Amendments**

Department	Fund	Account Description	General Ledger Account	Project	Fiscal Year 2024/25 Amended Budget	Proposed Amendment	Revised Budget	Description - Proposed Adjustment
Financial & Management Services	2901	Transfers in - from MEASURE "A" FUND	2901-99-95-92901-802001		\$ 1,059,115	\$ (97,376)	\$ 961,739	Budget true-up
Parks & Community Services	3006	Transfers in - from ZONE "A" PARKS FUND	3006-99-99-93006-805011		-	1,784,177	1,784,177	Projected revenues
Parks & Community Services	3015	Transfers in - from DIF - PARK IMPROVEMENTS	3015-99-99-93015-802905		70,000	1,845,375	1,915,375	Projected revenues
REVENUE TOTAL					\$ 1,129,115	\$ 3,532,176	\$ 4,661,291	

Department	Fund	Account Description	General Ledger Account	Project	Fiscal Year 2024/25 Amended Budget	Proposed Amendment	Revised Budget	Description - Proposed Adjustment
Financial & Management Services	2001	Transfers to DIF - ARTERIAL STREETS	2001-99-99-92001-902901		\$ 1,059,115	\$ (97,376)	\$ 961,739	Budget true-up
Public Works	2008	Salaries-Regular - Other	2008-70-29-20450-611199		-	147,311	147,311	Projected expenses
Public Works	2008	Salaries-Regular - Other	2008-70-29-20451-611199		-	36,212	36,212	Projected expenses
Financial & Management Services	2020	Salaries-Regular - Other	2020-30-34-45310-611199		58,688	92,147	150,835	Projected expenses
Parks & Community Services	2905	Transfers to PCS CAP PROJECT (PARK IMPROVEMENTS)	2905-99-95-92905-903015		70,000	1,845,375	1,915,375	Projected expenses
Parks & Community Services	3006	CIP Other	3006-50-57-80007-720199	807 0060-3006-99	-	1,784,177	1,784,177	Projected expenses
Parks & Community Services	3015	CIP Other	3015-50-57-80007-720199	807 0060-3015-99	70,000	1,845,375	1,915,375	Projected expenses
Parks & Community Services	5011	Maint & Repair - Bldg & Ground	5011-50-57-35211-620910		315,000	147,000	462,000	Projected expenses
Parks & Community Services	5011	Transfers to PARKS & RECREATION CAP PROJ FD	5011-99-99-95011-903006		-	1,784,177	1,784,177	Projected expenses
Parks & Community Services	5016	Maint & Repair - Bldg & Ground	5016-50-57-25727-620910		-	136,100	136,100	Projected expenses
Parks & Community Services	5016	Utilities - Electricity	5016-50-57-25727-621010		-	33,500	33,500	Projected expenses
Parks & Community Services	5016	Utilities - Water	5016-50-57-25727-621030		-	60,000	60,000	Projected expenses
Public Works	6010	Salaries-Regular - Other	6010-70-80-45510-611199		-	35,179	35,179	Projected expenses
Financial & Management Services	7310	Contractual Svcs - Other	7310-30-34-18438-625099		145,000	30,000	175,000	Projected expenses
EXPENSE TOTAL					\$ 1,717,803	\$ 7,879,177	\$ 9,596,980	

Attachment: MVCF Resolution 2024-XX [Revision 1] (6505 : FY23/24 MID-YEAR OPERATING & CIP

**CITY OF MORENO VALLEY
GENERAL FUND
FY 2023/24 Ratification Amendments**

Department	Fund	Account Description	General Ledger Account	Project	Amendment	Description - Ratification
Human Resources	1010	Benefits - Wellness Incentive	1010-18-21-18020-612165		\$ 114,450	Projected revenues
Non-Department	1010	Benefits - Other	1010-99-99-91010-612199		(114,450)	Projected expenses
REVENUE TOTAL					\$ -	

**CITY OF MORENO VALLEY
GENERAL FUND
FY 2023/24 Ratification Amendments**

Department	Fund	Account Description	General Ledger Account	Project	Amendment	Description - Ratification
Financial & Management Services	1010	Transfers to 2011 PRIV PLACE REF. 97 LRBS	1010-99-99-91010-903751		\$ (187,587)	Projected revenues
EXPENSES TOTAL					\$ (187,587)	

**CITY OF MORENO VALLEY
NON-GENERAL FUND
FY 2023/24 Ratification Amendments**

Department	Fund	Account Description	General Ledger Account	Project	Amendment	Description - Ratification
Financial & Management Services	2207	State Grant-Operating Revenue	2207-30-34-77415-486000		\$ (3,341)	Grant true-up
Community Development	2300	State Grant-Operating Revenue	2300-20-38-73312-486000		8,582	Projected revenues
City Manager	2506	Fed Grant-Operating Revenue	2506-16-92-72657-485000	Community Development Block Grant HOME Projects	1,955,118	HOME grant program
Community Development	2715	Fed Grant-Operating Revenue	2715-20-26-72115-485000		60,829	JAG Grant
Financial & Management Services	3751	Transfers in - from GENERAL FUND	3751-99-90-93751-801010		(187,587)	Budget true-up
Financial & Management Services	3751	Transfers In - From SUCCESSOR AGENCY ADMIN FUND	3751-99-90-93751-804800		(150,000)	Budget true-up
REVENUE TOTAL					\$ 1,683,601	

Department	Fund	Account Description	General Ledger Account	Project	Amendment	Description - Ratification
Financial & Management Services	2207	Salaries-Regular	2207-30-34-77415-611110		\$ (3,341)	Grant true-up
Community Development	2300	Oper Mtrls - Furn & Equip	2300-20-38-73312-630330		8,582	Projected expenses
City Manager	2506	HOME Programs	2506-16-92-72657-733102	Community Development Block Grant HOME Projects	1,955,118	HOME grant program
Community Development	2715	Salaries-Temporary	2715-20-26-72115-611310		60,829	JAG Grant
Financial & Management Services	3751	Bond Principal	3751-99-90-93751-670314		(331,000)	Budget true-up
Financial & Management Services	3751	Interest Expense	3751-99-90-93751-670410		(6,587)	Budget true-up
Financial & Management Services	4800	Transfers to 2011 PRIV PLACE REF. 97 LRBS	4800-99-99-94800-903751		(150,000)	Budget true-up
Parks & Community Services	5016	Maintenance & Repair	5016-50-57-25723-6xxxxx		(70,200)	Budget true-up
Parks & Community Services	5016	Maintenance & Repair	5016-50-57-25724-6xxxxx		(5,000)	Budget true-up
Parks & Community Services	5016	Maintenance & Repair	5016-50-57-25725-6xxxxx		(70,700)	Budget true-up
Parks & Community Services	5016	Maintenance & Repair	5016-50-57-25727-6xxxxx		145,900	Budget true-up
EXPENSE TOTAL					\$ 1,533,601	

Attachment: MVCF Resolution 2024-XX [Revision 1] (6505 : FY23/24 MID-YEAR OPERATING & CIP

CITY OF MORENO VALLEY
GENERAL FUND
FY 2024/25 Ratification Amendments

Department	Fund	Account Description	General Ledger Account	Project	Amendment	Description - Ratification
Financial & Management Services	1010	Salaries & Benefits	1010-40-47-30310-6xxxxx		\$ 108,701	Projected revenues
Financial & Management Services	1010	Salaries & Benefits	1010-40-46-30211-6xxxxx		(108,701)	Projected revenues
Financial & Management Services	1010	Transfers to 2011 PRIV PLACE REF. 97 LRBS	1010-99-99-91010-903751		(187,587)	Projected revenues
EXPENSES TOTAL					\$ (187,587)	

CITY OF MORENO VALLEY
NON-GENERAL FUND
FY 2024/25 Ratification Amendments

Department	Fund	Account Description	General Ledger Account	Project	Amendment	Description - Ratification
Financial & Management Services	3751	Transfers in - from GENERAL FUND	3751-99-90-93751-801010		\$ (187,587)	Budget true-up
Financial & Management Services	3751	Transfers In - From SUCCESSOR AGENCY ADMIN FUND	3751-99-90-93751-804800		(150,000)	Budget true-up
Public Works	6012	Public Purpose Programs	6012-70-80-45511-560070		(3,264,000)	Budget true-up
Public Works	6012	MVU Public Purpose Programs	6012-70-80-45511-561456		3,264,000	Budget true-up
REVENUE TOTAL					\$ (337,587)	

Department	Fund	Account Description	General Ledger Account	Project	Amendment	Description - Ratification
Public Works	3002	CIP Other	3002-70-77-80001-720199	801 0100	\$ (50,000)	Budget true-up
Public Works	3002	CIP Other	3002-70-78-80001-720199	801 0100	50,000	Budget true-up
Financial & Management Services	3751	Bond Principal	3751-99-90-93751-670314		(331,000)	Budget true-up
Financial & Management Services	3751	Interest Expense	3751-99-90-93751-670410		(6,587)	Budget true-up
Financial & Management Services	4800	Transfers to 2011 PRIV PLACE REF. 97 LRBS	4800-99-99-94800-903751		(150,000)	Budget true-up
EXPENSE TOTAL					\$ (487,587)	

Attachment: MVCF Resolution 2024-XX [Revision 1] (6505 : FY23/24 MID-YEAR OPERATING & CIP

City of Moreno Valley
 FY 2023/24 - 2024/25
 City Position Summary

Position Title	Adopted Qtrly					
	FY 2022/23	FY 2023/24	FY 2023/24	FY 2023/24	FY 2024/25	FY 2024/25
	No.	Adj.	Adj.	No.	Adj.	No.
Accountant I	1	-	-	1	-	1
Accountant II	1	-	-	1	-	1
Accounting Assistant	3	(1)	-	2	-	2
Accounting Technician	1	-	-	1	-	1
Accounts Payable Supervisor	1	-	-	1	-	1
Administrative Assistant	7	3	-	10	-	10
Animal Care Technician	5	-	-	5	-	5
Animal Care Technician Supervisor	1	-	-	1	-	1
Animal Control Officer	6	-	-	6	-	6
Animal Rescue Coordinator	1	-	-	1	-	1
Animal Services Assistant	4	-	-	4	-	4
Animal Services Dispatcher	1	-	-	1	-	1
Animal Services Division Manager	1	-	-	1	-	1
Animal Services Field Supervisor	1	-	-	1	-	1
Animal Services License Inspector	1	-	-	1	-	1
Animal Services Office Supervisor	1	-	-	1	-	1
Applications & Database Administrator	1	-	-	1	-	1
Applications Analyst	1	1	-	2	-	2
Assistant City Manager (Administration)	1	-	-	1	-	1
Assistant City Manager (Development)	1	-	-	1	-	1
Assistant to the City Manager	1	-	-	1	-	1
Assistant Crossing Guard Supervisor	1	-	-	1	-	1
Assistant Engineer	2	-	-	2	-	2
Assistant Network Administrator	1	-	-	1	-	1
Associate Engineer I	2	-	-	2	-	2
Associate Engineer II	3	-	-	3	-	3
Associate Planner	4	-	-	4	-	4
Audio Visual Technician	2	-	-	2	-	2
Banquet Facility Representative	1	-	-	1	-	1
Building Division Manager/Official	1	-	-	1	-	1
Building Inspector II	4	(1)	-	3	-	3
Building Safety Supervisor	1	-	-	1	-	1
Business License Liaison	1	-	-	1	-	1
Chief Financial Officer	-	1	-	1	-	1
Child Care Assistant	4	-	-	4	-	4
Child Care Instructor II	4	-	-	4	-	4
Child Care Program Manager	1	-	-	1	-	1
Child Care Site Supervisor	4	-	-	4	-	4
City Clerk	1	-	-	1	-	1
City Manager	1	-	-	1	-	1
Community Development Director	1	-	-	1	-	1
Community Enhancement Division Manager	1	-	-	1	-	1
Community Enhancement Officer I	6	-	-	6	-	6
Community Enhancement Officer II	3	-	-	3	-	3
Community Enhancement Supervisor	1	-	-	1	-	1
Community Services Assistant Coordinator	4	-	-	4	-	4
Community Services Coordinator	4	-	-	4	-	4
Community Services Division Manager	-	1	-	1	-	1
Community Services Superintendent	1	(1)	-	-	-	-
Community Services Supervisor	4	-	-	4	-	4
Construction Inspector	2	-	-	2	-	2
Construction Inspector Supervisor	1	-	-	1	-	1
Crossing Guard	35	-	-	35	-	35
Crossing Guard Supervisor	1	-	-	1	-	1
Customer Service Manager	-	1	-	1	-	1
Deputy City Clerk	1	-	-	1	-	1

Attachment: MVCF Resolution 2024-XX [Revision 1] (6505 : FY23/24 MID-YEAR OPERATING & CIP BUDGET REVIEW AND APPROVAL OF THE

City of Moreno Valley
 FY 2023/24 - 2024/25
 City Position Summary

Position Title	Adopted Qtrly					
	FY 2022/23	FY 2023/24	FY 2023/24	FY 2023/24	FY 2024/25	FY 2024/25
	No.	Adj.	Adj.	No.	Adj.	No.
Deputy City Manager	1	-	-	1	-	1
Deputy Compliance Director	-	1	-	1	-	1
Deputy Finance Director	1	-	-	1	-	1
Economic Development Division Manager	2	-	-	2	-	2
Economic Development & Housing Director	-	1	-	1	-	1
Electric Utility Assistant Manager	-	-	1	1	-	1
Electric Utility Chief Engineer	1	-	(1)	-	-	-
Electric Utility Division Manager	1	-	-	1	-	1
Electric Utility Program Coordinator	1	-	-	1	-	1
Emergency Management Coordinator	-	-	2	2	-	2
Emergency Management & Volunteer Services Program Manager	1	-	-	1	-	1
Emergency Management & Volunteer Services Program Specialist	1	-	(1)	-	-	-
Engineering Division Manager/Assistant City Engineer	1	-	-	1	-	1
Enterprise Systems Administrator	1	-	-	1	-	1
Equipment Operator	6	-	-	6	-	6
Executive Assistant I	5	-	-	5	-	5
Executive Assistant to Mayor/City Council	1	-	-	1	-	1
Facilities Maintenance Mechanic	1	-	-	1	-	1
Facilities Maintenance Worker	3	-	-	3	-	3
Financial Operations Division Manager	1	-	-	1	-	1
Financial Resources Division Manager	1	-	-	1	-	1
Fleet & Facilities Division Manager	-	1	-	1	-	1
Fleet & Facilities Maintenance Supervisor	1	-	-	1	-	1
GIS Administrator	1	-	-	1	-	1
GIS Applications Analyst	1	-	-	1	-	1
GIS Specialist	1	-	-	1	-	1
Grants Division Manager	1	-	-	1	-	1
Grants Program Manager	1	-	(1)	-	-	-
Human Resources Analyst	1	-	-	1	-	1
Human Resources Director	-	1	-	1	-	1
Human Resources Division Manager	1	-	-	1	-	1
Human Resources Technician	-	2	-	2	-	2
Information Technology Technician	2	-	-	2	-	2
Landscape Services Inspector	2	-	-	2	-	2
Lead Facilities Maintenance Worker	1	-	-	1	-	1
Lead Maintenance Worker	4	-	-	4	-	4
Lead Parks Maintenance Worker	7	-	-	7	-	7
Lead Traffic Sign/Marking Technician	2	-	-	2	-	2
Lead Vehicle/Equipment Technician	1	-	-	1	-	1
Maintenance & Operations Division Manager	1	-	-	1	-	1
Maintenance Worker I/II	27	-	-	27	-	27
Maintenance Worker/Work Release Coordinator	1	-	-	1	-	1
Management Aide	7	-	-	7	-	7
Management Analyst	8	(1)	-	7	-	7
Management Assistant	8	4	(2)	10	-	10
Media & Communications Division Manager	1	-	-	1	-	1
Network Administrator	1	-	-	1	-	1
Network & Systems Specialist	1	-	-	1	-	1
Paralegal	1	-	-	1	-	1
Park Ranger	4	-	-	4	-	4
Parking Control Officer	2	-	-	2	-	2
Parks & Community Services Administration & Financial Services Division Manager	-	1	-	1	-	1
Parks & Community Services Deputy Director	1	(1)	-	-	-	-
Parks & Community Services Director	1	-	-	1	-	1
Parks & Landscape Services Division Manager	1	-	-	1	-	1
Parks Maintenance Supervisor	2	-	-	2	-	2
Parks Maintenance Worker	18	-	-	18	-	18
Parks Project Manager	1	-	-	1	-	1
Payroll Supervisor	1	-	-	1	-	1
Permit Technician	4	-	-	4	-	4
Planning Division Manager/Official	1	-	-	1	-	1

Attachment: MVCF Resolution 2024-XX [Revision 1] (6505 : FY23/24 MID-YEAR OPERATING & CIP BUDGET REVIEW AND APPROVAL OF THE

City of Moreno Valley
 FY 2023/24 - 2024/25
 City Position Summary

Position Title	Adopted Qtrly					
	FY 2022/23	FY 2023/24	FY 2023/24	FY 2023/24	FY 2024/25	FY 2024/25
	No.	Adj.	Adj.	No.	Adj.	No.
Power Supply Manager	-	-	1	1	-	1
Principal Accountant	1	-	-	1	-	1
Principal Engineer	2	-	-	2	-	2
Principal Engineer/City Traffic Engineer	1	-	-	1	-	1
Principal Planner	1	-	-	1	-	1
Program Analyst	-	-	1	1	-	1
Public Information/Intergovernmental Relations Officer	1	-	-	1	-	1
Public Safety Contracts Administrator	1	-	-	1	-	1
Purchasing Division Manager	1	-	-	1	-	1
Public Works Director/City Engineer	1	-	-	1	-	1
Recycling Specialist	1	1	-	2	-	2
Registered Veterinary Technician	1	-	-	1	-	1
Resource Analyst	-	1	(1)	-	-	-
Security Guard	2	-	-	2	-	2
Senior Accountant	4	-	-	4	-	4
Senior Administrative Assistant	13	(1)	(1)	11	-	11
Senior Applications Analyst	1	1	-	2	-	2
Senior Building Inspector	-	1	-	1	-	1
Senior Community Enhancement Officer	2	-	-	2	-	2
Senior Construction Inspector	2	-	-	2	-	2
Senior Deputy City Clerk	1	-	-	1	-	1
Senior Electrical Engineer	1	-	-	1	-	1
Senior Engineer, P.E.	5	-	-	5	-	5
Senior Equipment Operator	1	-	-	1	-	1
Senior Graphics Designer	1	-	-	1	-	1
Senior Human Resources Analyst	1	-	-	1	-	1
Senior Landscape Services Inspector	1	-	-	1	-	1
Senior Management Analyst	13	3	1	17	-	17
Senior Office Assistant	3	-	-	3	-	3
Senior Parking Control Officer	1	-	-	1	-	1
Senior Parks Maintenance Technician	2	-	-	2	-	2
Senior Payroll Technician	1	-	-	1	-	1
Senior Permit Technician	3	-	-	3	-	3
Senior Planner	1	-	-	1	-	1
Senior Risk Analyst	-	1	-	1	-	1
Senior Telecommunications Technician	1	-	-	1	-	1
Senior Traffic Signal Technician	1	-	-	1	-	1
Special Districts Division Manager	1	-	-	1	-	1
Special Events & Facilities Division Manager	1	-	-	1	-	1
Storekeeper	1	1	-	2	-	2
Strategic Initiatives Manager	1	-	-	1	-	1
Street Maintenance Supervisor	2	-	-	2	-	2
Telecommunications Engineer/Administrator	1	-	-	1	-	1
Telecommunications Technician	1	-	-	1	-	1
Traffic Operations Supervisor	1	-	-	1	-	1
Traffic Signal Technician	2	-	-	2	-	2
Traffic Sign/Marking Technician I	1	-	-	1	-	1
Traffic Sign/Marking Technician II	2	-	-	2	-	2
Utility Finance Manager	-	1	-	1	-	1
Vehicle/Equipment Technician	3	-	-	3	-	3
Total	381	22	(1)	402	-	402

Note: Excludes City Council Members, Planning Commissioners and temporary positions.

Per Municipal Code 2.18.010, the Planning Commission shall consist of seven members who shall receive such compensation as may be established from time to time by resolution of the City Council.

Attachment: MVCF Resolution 2024-XX [Revision 1] (6505 : FY23/24 MID-YEAR OPERATING & CIP BUDGET REVIEW AND APPROVAL OF THE

CITY OF MORENO VALLEY
SALARY SCALE - CAREER POSITIONS
EFFECTIVE 02/06/2024

TITLE	GRP	GRADE										
				A	B	C	D	E	F	G	H	I
				5.0%		5.0%	5.0%	5.0%	5.0%	5.0%	2.5%	2.5%
Accountant I	NE	C22	Annual	71,344.00	74,921.60	78,665.60	82,596.80	86,736.00	91,083.20	95,638.40	98,030.40	100,484.80
			Monthly	5,945.33	6,243.47	6,555.47	6,883.07	7,228.00	7,590.27	7,969.87	8,169.20	8,373.73
			Hourly	34.3000	36.0200	37.8200	39.7100	41.7000	43.7900	45.9800	47.1300	48.3100
Accountant II	PAM	C24	Annual	78,665.60	82,596.80	86,736.00	91,083.20	95,638.40	100,422.40	105,435.20	108,076.80	110,780.80
			Monthly	6,555.47	6,883.07	7,228.00	7,590.27	7,969.87	8,368.53	8,786.27	9,006.40	9,231.73
			Hourly	37.8200	39.7100	41.7000	43.7900	45.9800	48.2800	50.6900	51.9600	53.2600
Accounting Assistant	NE	C14	Annual	48,297.60	50,710.40	53,248.00	55,910.40	58,697.60	61,630.40	64,708.80	66,331.20	67,995.20
			Monthly	4,024.80	4,225.87	4,437.33	4,659.20	4,891.47	5,135.87	5,392.40	5,527.60	5,666.27
			Hourly	23.2200	24.3800	25.6000	26.8800	28.2200	29.6300	31.1100	31.8900	32.6900
Accounting Technician	NE	C17	Annual	55,910.40	58,697.60	61,630.40	64,708.80	67,953.60	71,344.00	74,921.60	76,793.60	78,707.20
			Monthly	4,659.20	4,891.47	5,135.87	5,392.40	5,662.80	5,945.33	6,243.47	6,399.47	6,558.93
			Hourly	26.8800	28.2200	29.6300	31.1100	32.6700	34.3000	36.0200	36.9200	37.8400
Accounts Payable Supervisor	NE	C22	Annual	71,344.00	74,921.60	78,665.60	82,596.80	86,736.00	91,083.20	95,638.40	98,030.40	100,484.80
			Monthly	5,945.33	6,243.47	6,555.47	6,883.07	7,228.00	7,590.27	7,969.87	8,169.20	8,373.73
			Hourly	34.3000	36.0200	37.8200	39.7100	41.7000	43.7900	45.9800	47.1300	48.3100
Administrative Assistant	NE	C16	Annual	53,248.00	55,910.40	58,697.60	61,630.40	64,708.80	67,953.60	71,344.00	73,132.80	74,963.20
			Monthly	4,437.33	4,659.20	4,891.47	5,135.87	5,392.40	5,662.80	5,945.33	6,094.40	6,246.93
			Hourly	25.6000	26.8800	28.2200	29.6300	31.1100	32.6700	34.3000	35.1600	36.0400
Animal Care Technician	NE	C11	Annual	41,724.80	43,804.80	45,988.80	48,297.60	50,710.40	53,248.00	55,910.40	57,304.00	58,739.20
			Monthly	3,477.07	3,650.40	3,832.40	4,024.80	4,225.87	4,437.33	4,659.20	4,775.33	4,894.93
			Hourly	20.0600	21.0600	22.1100	23.2200	24.3800	25.6000	26.8800	27.5500	28.2400
Animal Care Technician Supervisor	PAM	C21	Annual	67,953.60	71,344.00	74,921.60	78,665.60	82,596.80	86,736.00	91,083.20	93,350.40	95,680.00
			Monthly	5,662.80	5,945.33	6,243.47	6,555.47	6,883.07	7,228.00	7,590.27	7,779.20	7,973.33
			Hourly	32.6700	34.3000	36.0200	37.8200	39.7100	41.7000	43.7900	44.8800	46.0000
Animal Control Officer	NE	C15	Annual	50,710.40	53,248.00	55,910.40	58,697.60	61,630.40	64,708.80	67,953.60	69,659.20	71,406.40
			Monthly	4,225.87	4,437.33	4,659.20	4,891.47	5,135.87	5,392.40	5,662.80	5,804.93	5,950.53
			Hourly	24.3800	25.6000	26.8800	28.2200	29.6300	31.1100	32.6700	33.4900	34.3300
Animal Rescue Coordinator	NE	C11	Annual	41,724.80	43,804.80	45,988.80	48,297.60	50,710.40	53,248.00	55,910.40	57,304.00	58,739.20
			Monthly	3,477.07	3,650.40	3,832.40	4,024.80	4,225.87	4,437.33	4,659.20	4,775.33	4,894.93
			Hourly	20.0600	21.0600	22.1100	23.2200	24.3800	25.6000	26.8800	27.5500	28.2400
Animal Services Assistant	NE	C10	Annual	39,728.00	41,724.80	43,804.80	45,988.80	48,297.60	50,710.40	53,248.00	54,579.20	55,952.00
			Monthly	3,310.67	3,477.07	3,650.40	3,832.40	4,024.80	4,225.87	4,437.33	4,548.27	4,662.67
			Hourly	19.1000	20.0600	21.0600	22.1100	23.2200	24.3800	25.6000	26.2400	26.9000
Animal Services Dispatcher	NE	C10	Annual	39,728.00	41,724.80	43,804.80	45,988.80	48,297.60	50,710.40	53,248.00	54,579.20	55,952.00
			Monthly	3,310.67	3,477.07	3,650.40	3,832.40	4,024.80	4,225.87	4,437.33	4,548.27	4,662.67
			Hourly	19.1000	20.0600	21.0600	22.1100	23.2200	24.3800	25.6000	26.2400	26.9000
Animal Services Division Manager	DMG	C30	Annual	105,414.40	110,676.80	116,209.60	122,012.80	128,107.20	134,513.60	141,232.00	144,768.00	148,387.20
			Monthly	8,784.53	9,223.07	9,684.13	10,167.73	10,675.60	11,209.47	11,769.33	12,064.00	12,365.60
			Hourly	50.6800	53.2100	55.8700	58.6600	61.5900	64.6700	67.9000	69.6000	71.3400

Attachment: MVCF Resolution 2024-XX [Revision 1] (6505 : FY23/24 MID-YEAR OPERATING & CIP

CITY OF MORENO VALLEY
SALARY SCALE - CAREER POSITIONS
EFFECTIVE 02/06/2024

TITLE	GRP	GRADE										
				A	B	C	D	E	F	G	H	I
				5.0%	5.0%	5.0%	5.0%	5.0%	5.0%	2.5%	2.5%	
Animal Services Field Supervisor	PAM	C22	Annual	71,344.00	74,921.60	78,665.60	82,596.80	86,736.00	91,083.20	95,638.40	98,030.40	100,484.80
			Monthly	5,945.33	6,243.47	6,555.47	6,883.07	7,228.00	7,590.27	7,969.87	8,169.20	8,373.73
			Hourly	34.3000	36.0200	37.8200	39.7100	41.7000	43.7900	45.9800	47.1300	48.3100
Animal Services License Inspector	NE	C11	Annual	41,724.80	43,804.80	45,988.80	48,297.60	50,710.40	53,248.00	55,910.40	57,304.00	58,739.20
			Monthly	3,477.07	3,650.40	3,832.40	4,024.80	4,225.87	4,437.33	4,659.20	4,775.33	4,894.93
			Hourly	20.0600	21.0600	22.1100	23.2200	24.3800	25.6000	26.8800	27.5500	28.2400
Animal Services Office Supervisor	PAM	C21	Annual	67,953.60	71,344.00	74,921.60	78,665.60	82,596.80	86,736.00	91,083.20	93,350.40	95,680.00
			Monthly	5,662.80	5,945.33	6,243.47	6,555.47	6,883.07	7,228.00	7,590.27	7,779.20	7,973.33
			Hourly	32.6700	34.3000	36.0200	37.8200	39.7100	41.7000	43.7900	44.8800	46.0000
Applications & Database Administrator	PAM	C29	Annual	100,380.80	105,393.60	110,656.00	116,188.80	121,992.00	128,086.40	134,492.80	137,862.40	141,315.20
			Monthly	8,365.07	8,782.80	9,221.33	9,682.40	10,166.00	10,673.87	11,207.73	11,488.53	11,776.27
			Hourly	48.2600	50.6700	53.2000	55.8600	58.6500	61.5800	64.6600	66.2800	67.9400
Applications Analyst	PAM	C25	Annual	82,596.80	86,736.00	91,083.20	95,638.40	100,422.40	105,435.20	110,697.60	113,464.00	116,292.80
			Monthly	6,883.07	7,228.00	7,590.27	7,969.87	8,368.53	8,786.27	9,224.80	9,455.33	9,691.07
			Hourly	39.7100	41.7000	43.7900	45.9800	48.2800	50.6900	53.2200	54.5500	55.9100
Assistant to the City Manager	PAM	C24	Annual	78,665.60	82,596.80	86,736.00	91,083.20	95,638.40	100,422.40	105,435.20	108,076.80	110,780.80
			Monthly	6,555.47	6,883.07	7,228.00	7,590.27	7,969.87	8,368.53	8,786.27	9,006.40	9,231.73
			Hourly	37.8200	39.7100	41.7000	43.7900	45.9800	48.2800	50.6900	51.9600	53.2600
Assistant Crossing Guard Supervisor	NE	C05	Annual	36,046.40	36,046.40	37,856.00	39,748.80	39,748.80	41,745.60	41,745.60	43,825.60	43,825.60
			Monthly	3,003.87	3,003.87	3,154.67	3,312.40	3,312.40	3,478.80	3,478.80	3,652.13	3,652.13
			Hourly	17.3300	18.2000	18.2000	19.1100	19.1100	20.0700	20.0700	21.0700	21.0700
Assistant Engineer	PAM	C25	Annual	82,596.80	86,736.00	91,083.20	95,638.40	100,422.40	105,435.20	110,697.60	113,464.00	116,292.80
			Monthly	6,883.07	7,228.00	7,590.27	7,969.87	8,368.53	8,786.27	9,224.80	9,455.33	9,691.07
			Hourly	39.7100	41.7000	43.7900	45.9800	48.2800	50.6900	53.2200	54.5500	55.9100
Assistant Network Administrator	PAM	C26	Annual	86,715.20	91,041.60	95,596.80	100,380.80	105,393.60	110,656.00	116,188.80	119,100.80	122,075.20
			Monthly	7,226.27	7,586.80	7,966.40	8,365.07	8,782.80	9,221.33	9,682.40	9,925.07	10,172.93
			Hourly	41.6900	43.7700	45.9600	48.2600	50.6700	53.2000	55.8600	57.2600	58.6900
Associate Engineer I	PAM	C28	Annual	95,617.60	100,401.60	105,414.40	110,676.80	116,209.60	122,012.80	128,107.20	131,310.40	134,596.80
			Monthly	7,968.13	8,366.80	8,784.53	9,223.07	9,684.13	10,167.73	10,675.60	10,942.53	11,216.40
			Hourly	45.9700	48.2700	50.6800	53.2100	55.8700	58.6600	61.5900	63.1300	64.7100
Associate Engineer II	PAM	C29	Annual	100,380.80	105,393.60	110,656.00	116,188.80	121,992.00	128,086.40	134,492.80	137,862.40	141,315.20
			Monthly	8,365.07	8,782.80	9,221.33	9,682.40	10,166.00	10,673.87	11,207.73	11,488.53	11,776.27
			Hourly	48.2600	50.6700	53.2000	55.8600	58.6500	61.5800	64.6600	66.2800	67.9400
Associate Planner	PAM	C25	Annual	82,596.80	86,736.00	91,083.20	95,638.40	100,422.40	105,435.20	110,697.60	113,464.00	116,292.80
			Monthly	6,883.07	7,228.00	7,590.27	7,969.87	8,368.53	8,786.27	9,224.80	9,455.33	9,691.07
			Hourly	39.7100	41.7000	43.7900	45.9800	48.2800	50.6900	53.2200	54.5500	55.9100
Audio Visual Technician	NE	C18	Annual	58,697.60	61,630.40	64,708.80	67,953.60	71,344.00	74,921.60	78,665.60	80,641.60	82,659.20
			Monthly	4,891.47	5,135.87	5,392.40	5,662.80	5,945.33	6,243.47	6,555.47	6,720.13	6,888.27
			Hourly	28.2200	29.6300	31.1100	32.6700	34.3000	36.0200	37.8200	38.7700	39.7400

Attachment: MVCF Resolution 2024-XX [Revision 1] (6505 : FY23/24 MID-YEAR OPERATING & CIP

CITY OF MORENO VALLEY
SALARY SCALE - CAREER POSITIONS
EFFECTIVE 02/06/2024

TITLE	GRP	GRADE										
				A	B	C	D	E	F	G	H	I
				5.0%		5.0%	5.0%	5.0%	5.0%	5.0%	2.5%	2.5%
Banquet Facility Representative	PAM	C19	Annual	61,630.40	64,708.80	67,953.60	71,344.00	74,921.60	78,665.60	82,596.80	84,656.00	86,777.60
			Monthly	5,135.87	5,392.40	5,662.80	5,945.33	6,243.47	6,555.47	6,883.07	7,054.67	7,231.47
			Hourly	29.6300	31.1100	32.6700	34.3000	36.0200	37.8200	39.7100	40.7000	41.7200
Building Division Manager/Official	DMG	C34	Annual	137,488.00	144,372.80	151,590.40	159,161.60	167,128.00	175,489.60	184,267.20	188,864.00	193,585.60
			Monthly	11,457.33	12,031.07	12,632.53	13,263.47	13,927.33	14,624.13	15,355.60	15,738.67	16,132.13
			Hourly	66.1000	69.4100	72.8800	76.5200	80.3500	84.3700	88.5900	90.8000	93.0700
Building Inspector II	NE	C24	Annual	78,665.60	82,596.80	86,736.00	91,083.20	95,638.40	100,422.40	105,435.20	108,076.80	110,780.80
			Monthly	6,555.47	6,883.07	7,228.00	7,590.27	7,969.87	8,368.53	8,786.27	9,006.40	9,231.73
			Hourly	37.8200	39.7100	41.7000	43.7900	45.9800	48.2800	50.6900	51.9600	53.2600
Building Safety Supervisor	PAM	C27	Annual	91,062.40	95,617.60	100,401.60	105,414.40	110,676.80	116,209.60	122,012.80	125,070.40	128,190.40
			Monthly	7,588.53	7,968.13	8,366.80	8,784.53	9,223.07	9,684.13	10,167.73	10,422.53	10,682.53
			Hourly	43.7800	45.9700	48.2700	50.6800	53.2100	55.8700	58.6600	60.1300	61.6300
Business License Liaison	NE	C16	Annual	53,248.00	55,910.40	58,697.60	61,630.40	64,708.80	67,953.60	71,344.00	73,132.80	74,963.20
			Monthly	4,437.33	4,659.20	4,891.47	5,135.87	5,392.40	5,662.80	5,945.33	6,094.40	6,246.93
			Hourly	25.6000	26.8800	28.2200	29.6300	31.1100	32.6700	34.3000	35.1600	36.0400
Child Care Assistant	GRA	CC09	Annual	33,912.32	2,246.40	36,628.80	36,628.80	44,512.00	46,737.60	49,067.20	51,521.60	54,100.80
			Monthly	2,826.03	187.20	3,052.40	3,052.40	3,709.33	3,894.80	4,088.93	4,293.47	4,508.40
			Hourly	17.6100	18.4900	19.4100	20.3800	21.4000	22.4700	23.5900	24.7700	26.0100
Child Care Instructor II	GRA	CC11	Annual	39,561.60	41,537.60	43,617.60	45,801.60	48,089.60	50,502.40	53,019.20	54,350.40	55,702.40
			Monthly	3,296.80	3,461.47	3,634.80	3,816.80	4,007.47	4,208.53	4,418.27	4,529.20	4,641.87
			Hourly	19.0200	19.9700	20.9700	22.0200	23.1200	24.2800	25.4900	26.1300	26.7800
Child Care Program Manager	PAM	C19	Annual	61,630.40	64,708.80	67,953.60	71,344.00	74,921.60	78,665.60	82,596.80	84,656.00	86,777.60
			Monthly	5,135.87	5,392.40	5,662.80	5,945.33	6,243.47	6,555.47	6,883.07	7,054.67	7,231.47
			Hourly	29.6300	31.1100	32.6700	34.3000	36.0200	37.8200	39.7100	40.7000	41.7200
Child Care Site Supervisor	GRA	C15	Annual	50,710.40	53,248.00	55,910.40	58,697.60	61,630.40	64,708.80	67,953.60	69,659.20	71,406.40
			Monthly	4,225.87	4,437.33	4,659.20	4,891.47	5,135.87	5,392.40	5,662.80	5,804.93	5,950.53
			Hourly	24.3800	25.6000	26.8800	28.2200	29.6300	31.1100	32.6700	33.4900	34.3300
Community Enhancement Division Manager	DMG	C30	Annual	105,414.40	110,676.80	116,209.60	122,012.80	128,107.20	134,513.60	141,232.00	144,768.00	148,387.20
			Monthly	8,784.53	9,223.07	9,684.13	10,167.73	10,675.60	11,209.47	11,769.33	12,064.00	12,365.60
			Hourly	50.6800	53.2100	55.8700	58.6600	61.5900	64.6700	67.9000	69.6000	71.3400
Community Enhancement Officer I	NE	C18	Annual	58,697.60	61,630.40	64,708.80	67,953.60	71,344.00	74,921.60	78,665.60	80,641.60	82,659.20
			Monthly	4,891.47	5,135.87	5,392.40	5,662.80	5,945.33	6,243.47	6,555.47	6,720.13	6,888.27
			Hourly	28.2200	29.6300	31.1100	32.6700	34.3000	36.0200	37.8200	38.7700	39.7400
Community Enhancement Officer II	NE	C20	Annual	64,708.80	67,953.60	71,344.00	74,921.60	78,665.60	82,596.80	86,736.00	88,899.20	91,124.80
			Monthly	5,392.40	5,662.80	5,945.33	6,243.47	6,555.47	6,883.07	7,228.00	7,408.27	7,593.73
			Hourly	31.1100	32.6700	34.3000	36.0200	37.8200	39.7100	41.7000	42.7400	43.8100
Community Enhancement Supervisor	PAM	C23	Annual	74,921.60	78,665.60	82,596.80	86,736.00	91,083.20	95,638.40	100,422.40	102,939.20	105,518.40
			Monthly	6,243.47	6,555.47	6,883.07	7,228.00	7,590.27	7,969.87	8,368.53	8,578.27	8,793.20
			Hourly	36.0200	37.8200	39.7100	41.7000	43.7900	45.9800	48.2800	49.4900	50.7300

Attachment: MVCF Resolution 2024-XX [Revision 1] (6505 : FY23/24 MID-YEAR OPERATING & CIP

CITY OF MORENO VALLEY
SALARY SCALE - CAREER POSITIONS
EFFECTIVE 02/06/2024

TITLE	GRP	GRADE											
				A	B	C	D	E	F	G	H	I	
				5.0%		5.0%	5.0%	5.0%	5.0%	5.0%	5.0%	2.5%	2.5%
Community Services Assistant Coordinator	NE	C08	Annual	36,046.40	37,856.00	39,748.80	41,745.60	43,825.60	46,009.60	48,318.40	49,524.80	50,772.80	
			Monthly	3,003.87	3,154.67	3,312.40	3,478.80	3,652.13	3,834.13	4,026.53	4,127.07	4,231.07	
			Hourly	17.3300	18.2000	19.1100	20.0700	21.0700	22.1200	23.2300	23.8100	24.4100	
Community Services Coordinator	NE	C10	Annual	39,728.00	41,724.80	43,804.80	45,988.80	48,297.60	50,710.40	53,248.00	54,579.20	55,952.00	
			Monthly	3,310.67	3,477.07	3,650.40	3,832.40	4,024.80	4,225.87	4,437.33	4,548.27	4,662.67	
			Hourly	19.1000	20.0600	21.0600	22.1100	23.2200	24.3800	25.6000	26.2400	26.9000	
Community Services Division Manager	DMG	C30	Annual	105,414.40	110,676.80	116,209.60	122,012.80	128,107.20	134,513.60	141,232.00	144,768.00	148,387.20	
			Monthly	8,784.53	9,223.07	9,684.13	10,167.73	10,675.60	11,209.47	11,769.33	12,064.00	12,365.60	
			Hourly	50.6800	53.2100	55.8700	58.6600	61.5900	64.6700	67.9000	69.6000	71.3400	
Community Services Supervisor	PAM	C19	Annual	61,630.40	64,708.80	67,953.60	71,344.00	74,921.60	78,665.60	82,596.80	84,656.00	86,777.60	
			Monthly	5,135.87	5,392.40	5,662.80	5,945.33	6,243.47	6,555.47	6,883.07	7,054.67	7,231.47	
			Hourly	29.6300	31.1100	32.6700	34.3000	36.0200	37.8200	39.7100	40.7000	41.7200	
Construction Inspector	NE	C22	Annual	71,344.00	74,921.60	78,665.60	82,596.80	86,736.00	91,083.20	95,638.40	98,030.40	100,484.80	
			Monthly	5,945.33	6,243.47	6,555.47	6,883.07	7,228.00	7,590.27	7,969.87	8,169.20	8,373.73	
			Hourly	34.3000	36.0200	37.8200	39.7100	41.7000	43.7900	45.9800	47.1300	48.3100	
Construction Inspector Supervisor	PAM	C25	Annual	82,596.80	86,736.00	91,083.20	95,638.40	100,422.40	105,435.20	110,697.60	113,464.00	116,292.80	
			Monthly	6,883.07	7,228.00	7,590.27	7,969.87	8,368.53	8,786.27	9,224.80	9,455.33	9,691.07	
			Hourly	39.7100	41.7000	43.7900	45.9800	48.2800	50.6900	53.2200	54.5500	55.9100	
Crossing Guard Supervisor	NE	C07	Annual	36,046.40	37,856.00	39,748.80	41,745.60	43,825.60	46,009.60	48,318.40	49,524.80	50,772.80	
			Monthly	3,003.87	3,154.67	3,312.40	3,478.80	3,652.13	3,834.13	4,026.53	4,127.07	4,231.07	
			Hourly	17.3300	18.2000	19.1100	20.0700	21.0700	22.1200	23.2300	23.8100	24.4100	
Customer Service Manager	PAM	C26	Annual	86,715.20	91,041.60	95,596.80	100,380.80	105,393.60	110,656.00	116,188.80	119,100.80	122,075.20	
			Monthly	7,226.27	7,586.80	7,966.40	8,365.07	8,782.80	9,221.33	9,682.40	9,925.07	10,172.93	
			Hourly	41.6900	43.7700	45.9600	48.2600	50.6700	53.2000	55.8600	57.2600	58.6900	
Deputy City Clerk	NE	C17	Annual	55,910.40	58,697.60	61,630.40	64,708.80	67,953.60	71,344.00	74,921.60	76,793.60	78,707.20	
			Monthly	4,659.20	4,891.47	5,135.87	5,392.40	5,662.80	5,945.33	6,243.47	6,399.47	6,558.93	
			Hourly	26.8800	28.2200	29.6300	31.1100	32.6700	34.3000	36.0200	36.9200	37.8400	
Deputy City Manager	DMG	C30	Annual	105,414.40	110,676.80	116,209.60	122,012.80	128,107.20	134,513.60	141,232.00	144,768.00	148,387.20	
			Monthly	8,784.53	9,223.07	9,684.13	10,167.73	10,675.60	11,209.47	11,769.33	12,064.00	12,365.60	
			Hourly	50.6800	53.2100	55.8700	58.6600	61.5900	64.6700	67.9000	69.6000	71.3400	
Deputy Compliance Director	DMG	C35	Annual	144,372.80	151,590.40	159,161.60	167,128.00	175,489.60	184,267.20	193,481.60	198,328.00	203,278.40	
			Monthly	12,031.07	12,632.53	13,263.47	13,927.33	14,624.13	15,355.60	16,123.47	16,527.33	16,939.87	
			Hourly	69.4100	72.8800	76.5200	80.3500	84.3700	88.5900	93.0200	95.3500	97.7300	
Deputy Finance Director	DMG	C34	Annual	137,488.00	144,372.80	151,590.40	159,161.60	167,128.00	175,489.60	184,267.20	188,864.00	193,585.60	
			Monthly	11,457.33	12,031.07	12,632.53	13,263.47	13,927.33	14,624.13	15,355.60	15,738.67	16,132.13	
			Hourly	66.1000	69.4100	72.8800	76.5200	80.3500	84.3700	88.5900	90.8000	93.0700	
Economic Development Division Manager	DMG	C30	Annual	105,414.40	110,676.80	116,209.60	122,012.80	128,107.20	134,513.60	141,232.00	144,768.00	148,387.20	
			Monthly	8,784.53	9,223.07	9,684.13	10,167.73	10,675.60	11,209.47	11,769.33	12,064.00	12,365.60	
			Hourly	50.6800	53.2100	55.8700	58.6600	61.5900	64.6700	67.9000	69.6000	71.3400	

Attachment: MVCF Resolution 2024-XX [Revision 1] (6505 : FY23/24 MID-YEAR OPERATING & CIP

CITY OF MORENO VALLEY
SALARY SCALE - CAREER POSITIONS
EFFECTIVE 02/06/2024

TITLE	GRP	GRADE											
				A	B	C	D	E	F	G	H	I	
				5.0%		5.0%	5.0%	5.0%	5.0%	5.0%	5.0%	2.5%	2.5%
Electric Utility Assistant Manager	PAM	C34	Annual	137,488.00	144,372.80	151,590.40	159,161.60	167,128.00	175,489.60	184,267.20	188,864.00	193,585.60	
			Monthly	11,457.33	12,031.07	12,632.53	13,263.47	13,927.33	14,624.13	15,355.60	15,738.67	16,132.13	
			Hourly	66.1000	69.4100	72.8800	76.5200	80.3500	84.3700	88.5900	90.8000	93.0700	
Electric Utility Division Manager	DMG	C36	Annual	158,891.20	166,836.80	175,177.60	183,934.40	193,128.00	202,779.20	212,908.80	218,233.60	223,683.20	
			Monthly	13,240.93	13,903.07	14,598.13	15,327.87	16,094.00	16,898.27	17,742.40	18,186.13	18,640.27	
			Hourly	76.3900	80.2100	84.2200	88.4300	92.8500	97.4900	102.3600	104.9200	107.5400	
Electric Utility Program Coordinator	PAM	C27	Annual	91,062.40	95,617.60	100,401.60	105,414.40	110,676.80	116,209.60	122,012.80	125,070.40	128,190.40	
			Monthly	7,588.53	7,968.13	8,366.80	8,784.53	9,223.07	9,684.13	10,167.73	10,422.53	10,682.53	
			Hourly	43.7800	45.9700	48.2700	50.6800	53.2100	55.8700	58.6600	60.1300	61.6300	
Emergency Management Coordinator	PAM	C22	Annual	71,344.00	74,921.60	78,665.60	82,596.80	86,736.00	91,083.20	95,638.40	98,030.40	100,484.80	
			Monthly	5,945.33	6,243.47	6,555.47	6,883.07	7,228.00	7,590.27	7,969.87	8,169.20	8,373.73	
			Hourly	34.3000	36.0200	37.8200	39.7100	41.7000	43.7900	45.9800	47.1300	48.3100	
Emergency Management & Volunteer Services Program Manager	DMG	C30	Annual	105,414.40	110,676.80	116,209.60	122,012.80	128,107.20	134,513.60	141,232.00	144,768.00	148,387.20	
			Monthly	8,784.53	9,223.07	9,684.13	10,167.73	10,675.60	11,209.47	11,769.33	12,064.00	12,365.60	
			Hourly	50.6800	53.2100	55.8700	58.6600	61.5900	64.6700	67.9000	69.6000	71.3400	
Engineering Division Manager/Assistant City Engineer	DMG	C34	Annual	137,488.00	144,372.80	151,590.40	159,161.60	167,128.00	175,489.60	184,267.20	188,864.00	193,585.60	
			Monthly	11,457.33	12,031.07	12,632.53	13,263.47	13,927.33	14,624.13	15,355.60	15,738.67	16,132.13	
			Hourly	66.1000	69.4100	72.8800	76.5200	80.3500	84.3700	88.5900	90.8000	93.0700	
Enterprise Systems Administrator	PAM	C31	Annual	110,676.80	116,209.60	122,012.80	128,107.20	134,513.60	141,232.00	148,304.00	152,006.40	155,812.80	
			Monthly	9,223.07	9,684.13	10,167.73	10,675.60	11,209.47	11,769.33	12,358.67	12,667.20	12,984.40	
			Hourly	53.2100	55.8700	58.6600	61.5900	64.6700	67.9000	71.3000	73.0800	74.9100	
Equipment Operator	NE	C17	Annual	55,910.40	58,697.60	61,630.40	64,708.80	67,953.60	71,344.00	74,921.60	76,793.60	78,707.20	
			Monthly	4,659.20	4,891.47	5,135.87	5,392.40	5,662.80	5,945.33	6,243.47	6,399.47	6,558.93	
			Hourly	26.8800	28.2200	29.6300	31.1100	32.6700	34.3000	36.0200	36.9200	37.8400	
Executive Assistant I	NE	C19	Annual	61,630.40	64,708.80	67,953.60	71,344.00	74,921.60	78,665.60	82,596.80	84,656.00	86,777.60	
			Monthly	5,135.87	5,392.40	5,662.80	5,945.33	6,243.47	6,555.47	6,883.07	7,054.67	7,231.47	
			Hourly	29.6300	31.1100	32.6700	34.3000	36.0200	37.8200	39.7100	40.7000	41.7200	
Executive Assistant to Mayor/City Council	DMG	C30	Annual	105,414.40	110,676.80	116,209.60	122,012.80	128,107.20	134,513.60	141,232.00	144,768.00	148,387.20	
			Monthly	8,784.53	9,223.07	9,684.13	10,167.73	10,675.60	11,209.47	11,769.33	12,064.00	12,365.60	
			Hourly	50.6800	53.2100	55.8700	58.6600	61.5900	64.6700	67.9000	69.6000	71.3400	
Facilities Maintenance Mechanic	NE	C15	Annual	50,710.40	53,248.00	55,910.40	58,697.60	61,630.40	64,708.80	67,953.60	69,659.20	71,406.40	
			Monthly	4,225.87	4,437.33	4,659.20	4,891.47	5,135.87	5,392.40	5,662.80	5,804.93	5,950.53	
			Hourly	24.3800	25.6000	26.8800	28.2200	29.6300	31.1100	32.6700	33.4900	34.3300	
Facilities Maintenance Worker	NE	C13	Annual	45,988.80	48,297.60	50,710.40	53,248.00	55,910.40	58,697.60	61,630.40	63,169.60	64,750.40	
			Monthly	3,832.40	4,024.80	4,225.87	4,437.33	4,659.20	4,891.47	5,135.87	5,264.13	5,395.87	
			Hourly	22.1100	23.2200	24.3800	25.6000	26.8800	28.2200	29.6300	30.3700	31.1300	
Financial Operations Division Manager	DMG	C33	Annual	127,899.20	134,284.80	141,003.20	148,054.40	155,459.20	163,238.40	171,392.00	175,676.80	180,065.60	
			Monthly	10,658.27	11,190.40	11,750.27	12,337.87	12,954.93	13,603.20	14,282.67	14,639.73	15,005.47	
			Hourly	61.4900	64.5600	67.7900	71.1800	74.7400	78.4800	82.4000	84.4600	86.5700	

Attachment: MVCF Resolution 2024-XX [Revision 1] (6505 : FY23/24 MID-YEAR OPERATING & CIP

CITY OF MORENO VALLEY
SALARY SCALE - CAREER POSITIONS
EFFECTIVE 02/06/2024

TITLE	GRP	GRADE										
				A	B	C	D	E	F	G	H	I
				5.0%		5.0%	5.0%	5.0%	5.0%	5.0%	2.5%	2.5%
Financial Resources Division Manager	DMG	C33	Annual	127,899.20	134,284.80	141,003.20	148,054.40	155,459.20	163,238.40	171,392.00	175,676.80	180,065.60
			Monthly	10,658.27	11,190.40	11,750.27	12,337.87	12,954.93	13,603.20	14,282.67	14,639.73	15,005.47
			Hourly	61.4900	64.5600	67.7900	71.1800	74.7400	78.4800	82.4000	84.4600	86.5700
Fleet & Facilities Division Manager	DMG	C31	Annual	110,676.80	116,209.60	122,012.80	128,107.20	134,513.60	141,232.00	148,304.00	152,006.40	155,812.80
			Monthly	9,223.07	9,684.13	10,167.73	10,675.60	11,209.47	11,769.33	12,358.67	12,667.20	12,984.40
			Hourly	53.2100	55.8700	58.6600	61.5900	64.6700	67.9000	71.3000	73.0800	74.9100
Fleet & Facilities Maintenance Supervisor	PAM	C27	Annual	91,062.40	95,617.60	100,401.60	105,414.40	110,676.80	116,209.60	122,012.80	125,070.40	128,190.40
			Monthly	7,588.53	7,968.13	8,366.80	8,784.53	9,223.07	9,684.13	10,167.73	10,422.53	10,682.53
			Hourly	43.7800	45.9700	48.2700	50.6800	53.2100	55.8700	58.6600	60.1300	61.6300
GIS Administrator	PAM	C29	Annual	100,380.80	105,393.60	110,656.00	116,188.80	121,992.00	128,086.40	134,492.80	137,862.40	141,315.20
			Monthly	8,365.07	8,782.80	9,221.33	9,682.40	10,166.00	10,673.87	11,207.73	11,488.53	11,776.27
			Hourly	48.2600	50.6700	53.2000	55.8600	58.6500	61.5800	64.6600	66.2800	67.9400
GIS Applications Analyst	PAM	C25	Annual	82,596.80	86,736.00	91,083.20	95,638.40	100,422.40	105,435.20	110,697.60	113,464.00	116,292.80
			Monthly	6,883.07	7,228.00	7,590.27	7,969.87	8,368.53	8,786.27	9,224.80	9,455.33	9,691.07
			Hourly	39.7100	41.7000	43.7900	45.9800	48.2800	50.6900	53.2200	54.5500	55.9100
GIS Specialist	NE	C21	Annual	67,953.60	71,344.00	74,921.60	78,665.60	82,596.80	86,736.00	91,083.20	93,350.40	95,680.00
			Monthly	5,662.80	5,945.33	6,243.47	6,555.47	6,883.07	7,228.00	7,590.27	7,779.20	7,973.33
			Hourly	32.6700	34.3000	36.0200	37.8200	39.7100	41.7000	43.7900	44.8800	46.0000
Grants Division Manager	DMG	C33	Annual	127,899.20	134,284.80	141,003.20	148,054.40	155,459.20	163,238.40	171,392.00	175,676.80	180,065.60
			Monthly	10,658.27	11,190.40	11,750.27	12,337.87	12,954.93	13,603.20	14,282.67	14,639.73	15,005.47
			Hourly	61.4900	64.5600	67.7900	71.1800	74.7400	78.4800	82.4000	84.4600	86.5700
Human Resources Analyst	PAM	C24	Annual	78,665.60	82,596.80	86,736.00	91,083.20	95,638.40	100,422.40	105,435.20	108,076.80	110,780.80
			Monthly	6,555.47	6,883.07	7,228.00	7,590.27	7,969.87	8,368.53	8,786.27	9,006.40	9,231.73
			Hourly	37.8200	39.7100	41.7000	43.7900	45.9800	48.2800	50.6900	51.9600	53.2600
Human Resources Division Manager	DMG	C34	Annual	137,488.00	144,372.80	151,590.40	159,161.60	167,128.00	175,489.60	184,267.20	188,864.00	193,585.60
			Monthly	11,457.33	12,031.07	12,632.53	13,263.47	13,927.33	14,624.13	15,355.60	15,738.67	16,132.13
			Hourly	66.1000	69.4100	72.8800	76.5200	80.3500	84.3700	88.5900	90.8000	93.0700
Human Resources Technician	NE	C22	Annual	71,344.00	74,921.60	78,665.60	82,596.80	86,736.00	91,083.20	95,638.40	98,030.40	100,484.80
			Monthly	5,945.33	6,243.47	6,555.47	6,883.07	7,228.00	7,590.27	7,969.87	8,169.20	8,373.73
			Hourly	34.3000	36.0200	37.8200	39.7100	41.7000	43.7900	45.9800	47.1300	48.3100
Information Technology Technician	NE	C20	Annual	64,708.80	67,953.60	71,344.00	74,921.60	78,665.60	82,596.80	86,736.00	88,899.20	91,124.80
			Monthly	5,392.40	5,662.80	5,945.33	6,243.47	6,555.47	6,883.07	7,228.00	7,408.27	7,593.73
			Hourly	31.1100	32.6700	34.3000	36.0200	37.8200	39.7100	41.7000	42.7400	43.8100
Landscape Services Inspector	NE	C18	Annual	58,697.60	61,630.40	64,708.80	67,953.60	71,344.00	74,921.60	78,665.60	80,641.60	82,659.20
			Monthly	4,891.47	5,135.87	5,392.40	5,662.80	5,945.33	6,243.47	6,555.47	6,720.13	6,888.27
			Hourly	28.2200	29.6300	31.1100	32.6700	34.3000	36.0200	37.8200	38.7700	39.7400
Lead Facilities Maintenance Worker	NE	C18	Annual	58,697.60	61,630.40	64,708.80	67,953.60	71,344.00	74,921.60	78,665.60	80,641.60	82,659.20
			Monthly	4,891.47	5,135.87	5,392.40	5,662.80	5,945.33	6,243.47	6,555.47	6,720.13	6,888.27
			Hourly	28.2200	29.6300	31.1100	32.6700	34.3000	36.0200	37.8200	38.7700	39.7400

Attachment: MVCF Resolution 2024-XX [Revision 1] (6505 : FY23/24 MID-YEAR OPERATING & CIP

CITY OF MORENO VALLEY
SALARY SCALE - CAREER POSITIONS
EFFECTIVE 02/06/2024

TITLE	GRP	GRADE										
			A	B	C	D	E	F	G	H	I	
			5.0%		5.0%	5.0%	5.0%	5.0%	5.0%	2.5%	2.5%	
Lead Maintenance Worker	NE	C19	Annual	61,630.40	64,708.80	67,953.60	71,344.00	74,921.60	78,665.60	82,596.80	84,656.00	86,777.60
			Monthly	5,135.87	5,392.40	5,662.80	5,945.33	6,243.47	6,555.47	6,883.07	7,054.67	7,231.47
			Hourly	29.6300	31.1100	32.6700	34.3000	36.0200	37.8200	39.7100	40.7000	41.7200
Lead Parks Maintenance Worker	NE	C15	Annual	50,710.40	53,248.00	55,910.40	58,697.60	61,630.40	64,708.80	67,953.60	69,659.20	71,406.40
			Monthly	4,225.87	4,437.33	4,659.20	4,891.47	5,135.87	5,392.40	5,662.80	5,804.93	5,950.53
			Hourly	24.3800	25.6000	26.8800	28.2200	29.6300	31.1100	32.6700	33.4900	34.3300
Lead Traffic Sign/Marking Technician	NE	C18	Annual	58,697.60	61,630.40	64,708.80	67,953.60	71,344.00	74,921.60	78,665.60	80,641.60	82,659.20
			Monthly	4,891.47	5,135.87	5,392.40	5,662.80	5,945.33	6,243.47	6,555.47	6,720.13	6,888.27
			Hourly	28.2200	29.6300	31.1100	32.6700	34.3000	36.0200	37.8200	38.7700	39.7400
Lead Vehicle/Equipment Technician	NE	C19	Annual	61,630.40	64,708.80	67,953.60	71,344.00	74,921.60	78,665.60	82,596.80	84,656.00	86,777.60
			Monthly	5,135.87	5,392.40	5,662.80	5,945.33	6,243.47	6,555.47	6,883.07	7,054.67	7,231.47
			Hourly	29.6300	31.1100	32.6700	34.3000	36.0200	37.8200	39.7100	40.7000	41.7200
Maintenance & Operations Division Manager	DMG	C31	Annual	110,676.80	116,209.60	122,012.80	128,107.20	134,513.60	141,232.00	148,304.00	152,006.40	155,812.80
			Monthly	9,223.07	9,684.13	10,167.73	10,675.60	11,209.47	11,769.33	12,358.67	12,667.20	12,984.40
			Hourly	53.2100	55.8700	58.6600	61.5900	64.6700	67.9000	71.3000	73.0800	74.9100
Maintenance Worker I	NE	C12	Annual	43,804.80	45,988.80	48,297.60	50,710.40	53,248.00	55,910.40	58,697.60	60,174.40	61,672.00
			Monthly	3,650.40	3,832.40	4,024.80	4,225.87	4,437.33	4,659.20	4,891.47	5,014.53	5,139.33
			Hourly	21.0600	22.1100	23.2200	24.3800	25.6000	26.8800	28.2200	28.9300	29.6500
Maintenance Worker II	NE	C15	Annual	50,710.40	53,248.00	55,910.40	58,697.60	61,630.40	64,708.80	67,953.60	69,659.20	71,406.40
			Monthly	4,225.87	4,437.33	4,659.20	4,891.47	5,135.87	5,392.40	5,662.80	5,804.93	5,950.53
			Hourly	24.3800	25.6000	26.8800	28.2200	29.6300	31.1100	32.6700	33.4900	34.3300
Maintenance Worker/Work Release Coordinator	NE	C16	Annual	53,248.00	55,910.40	58,697.60	61,630.40	64,708.80	67,953.60	71,344.00	73,132.80	74,963.20
			Monthly	4,437.33	4,659.20	4,891.47	5,135.87	5,392.40	5,662.80	5,945.33	6,094.40	6,246.93
			Hourly	25.6000	26.8800	28.2200	29.6300	31.1100	32.6700	34.3000	35.1600	36.0400
Management Aide	NE	C18	Annual	58,697.60	61,630.40	64,708.80	67,953.60	71,344.00	74,921.60	78,665.60	80,641.60	82,659.20
			Monthly	4,891.47	5,135.87	5,392.40	5,662.80	5,945.33	6,243.47	6,555.47	6,720.13	6,888.27
			Hourly	28.2200	29.6300	31.1100	32.6700	34.3000	36.0200	37.8200	38.7700	39.7400
Management Analyst	PAM	C24	Annual	78,665.60	82,596.80	86,736.00	91,083.20	95,638.40	100,422.40	105,435.20	108,076.80	110,780.80
			Monthly	6,555.47	6,883.07	7,228.00	7,590.27	7,969.87	8,368.53	8,786.27	9,006.40	9,231.73
			Hourly	37.8200	39.7100	41.7000	43.7900	45.9800	48.2800	50.6900	51.9600	53.2600
Management Assistant	PAM	C22	Annual	71,344.00	74,921.60	78,665.60	82,596.80	86,736.00	91,083.20	95,638.40	98,030.40	100,484.80
			Monthly	5,945.33	6,243.47	6,555.47	6,883.07	7,228.00	7,590.27	7,969.87	8,169.20	8,373.73
			Hourly	34.3000	36.0200	37.8200	39.7100	41.7000	43.7900	45.9800	47.1300	48.3100
Media & Communications Division Manager	DMG	C33	Annual	127,899.20	134,284.80	141,003.20	148,054.40	155,459.20	163,238.40	171,392.00	175,676.80	180,065.60
			Monthly	10,658.27	11,190.40	11,750.27	12,337.87	12,954.93	13,603.20	14,282.67	14,639.73	15,005.47
			Hourly	61.4900	64.5600	67.7900	71.1800	74.7400	78.4800	82.4000	84.4600	86.5700
Network Administrator	PAM	C31	Annual	110,676.80	116,209.60	122,012.80	128,107.20	134,513.60	141,232.00	148,304.00	152,006.40	155,812.80
			Monthly	9,223.07	9,684.13	10,167.73	10,675.60	11,209.47	11,769.33	12,358.67	12,667.20	12,984.40
			Hourly	53.2100	55.8700	58.6600	61.5900	64.6700	67.9000	71.3000	73.0800	74.9100

Attachment: MVCF Resolution 2024-XX [Revision 1] (6505 : FY23/24 MID-YEAR OPERATING & CIP

CITY OF MORENO VALLEY
SALARY SCALE - CAREER POSITIONS
EFFECTIVE 02/06/2024

TITLE	GRP	GRADE										
			A	B	C	D	E	F	G	H	I	
			5.0%	5.0%	5.0%	5.0%	5.0%	5.0%	5.0%	2.5%	2.5%	
Network & Systems Specialist	PAM	C24	Annual	78,665.60	82,596.80	86,736.00	91,083.20	95,638.40	100,422.40	105,435.20	108,076.80	110,780.80
			Monthly	6,555.47	6,883.07	7,228.00	7,590.27	7,969.87	8,368.53	8,786.27	9,006.40	9,231.73
			Hourly	37.8200	39.7100	41.7000	43.7900	45.9800	48.2800	50.6900	51.9600	53.2600
Paralegal	NE	C20	Annual	64,708.80	67,953.60	71,344.00	74,921.60	78,665.60	82,596.80	86,736.00	88,899.20	91,124.80
			Monthly	5,392.40	5,662.80	5,945.33	6,243.47	6,555.47	6,883.07	7,228.00	7,408.27	7,593.73
			Hourly	31.1100	32.6700	34.3000	36.0200	37.8200	39.7100	41.7000	42.7400	43.8100
Park Ranger	NE	C16	Annual	53,248.00	55,910.40	58,697.60	61,630.40	64,708.80	67,953.60	71,344.00	73,132.80	74,963.20
			Monthly	4,437.33	4,659.20	4,891.47	5,135.87	5,392.40	5,662.80	5,945.33	6,094.40	6,246.93
			Hourly	25.6000	26.8800	28.2200	29.6300	31.1100	32.6700	34.3000	36.0400	
Parking Control Officer	NE	C12	Annual	43,804.80	45,988.80	48,297.60	50,710.40	53,248.00	55,910.40	58,697.60	60,174.40	61,672.00
			Monthly	3,650.40	3,832.40	4,024.80	4,225.87	4,437.33	4,659.20	4,891.47	5,014.53	5,139.33
			Hourly	21.0600	22.1100	23.2200	24.3800	25.6000	26.8800	28.2200	28.9300	29.6500
Parks & Community Services Administration & Financial Services Division Manager	DMG	C30	Annual	105,414.40	110,676.80	116,209.60	122,012.80	128,107.20	134,513.60	141,232.00	144,768.00	148,387.20
			Monthly	8,784.53	9,223.07	9,684.13	10,167.73	10,675.60	11,209.47	11,769.33	12,064.00	12,365.60
			Hourly	50.6800	53.2100	55.8700	58.6600	61.5900	64.6700	67.9000	69.6000	71.3400
Parks & Landscape Services Division Manager	DMG	C31	Annual	110,676.80	116,209.60	122,012.80	128,107.20	134,513.60	141,232.00	148,304.00	152,006.40	155,812.80
			Monthly	9,223.07	9,684.13	10,167.73	10,675.60	11,209.47	11,769.33	12,358.67	12,667.20	12,984.40
			Hourly	53.2100	55.8700	58.6600	61.5900	64.6700	67.9000	71.3000	73.0800	74.9100
Parks Maintenance Supervisor	PAM	C25	Annual	82,596.80	86,736.00	91,083.20	95,638.40	100,422.40	105,435.20	110,697.60	113,464.00	116,292.80
			Monthly	6,883.07	7,228.00	7,590.27	7,969.87	8,368.53	8,786.27	9,224.80	9,455.33	9,691.07
			Hourly	39.7100	41.7000	43.7900	45.9800	48.2800	50.6900	53.2200	54.5500	55.9100
Parks Maintenance Worker	NE	C12	Annual	43,804.80	45,988.80	48,297.60	50,710.40	53,248.00	55,910.40	58,697.60	60,174.40	61,672.00
			Monthly	3,650.40	3,832.40	4,024.80	4,225.87	4,437.33	4,659.20	4,891.47	5,014.53	5,139.33
			Hourly	21.0600	22.1100	23.2200	24.3800	25.6000	26.8800	28.2200	28.9300	29.6500
Parks Project Manager	PAM	C25	Annual	82,596.80	86,736.00	91,083.20	95,638.40	100,422.40	105,435.20	110,697.60	113,464.00	116,292.80
			Monthly	6,883.07	7,228.00	7,590.27	7,969.87	8,368.53	8,786.27	9,224.80	9,455.33	9,691.07
			Hourly	39.7100	41.7000	43.7900	45.9800	48.2800	50.6900	53.2200	54.5500	55.9100
Payroll Supervisor	PAM	C26	Annual	86,715.20	91,041.60	95,596.80	100,380.80	105,393.60	110,656.00	116,188.80	119,100.80	122,075.20
			Monthly	7,226.27	7,586.80	7,966.40	8,365.07	8,782.80	9,221.33	9,682.40	9,925.07	10,172.93
			Hourly	41.6900	43.7700	45.9600	48.2600	50.6700	53.2000	55.8600	57.2600	58.6900
Permit Technician	NE	C18	Annual	58,697.60	61,630.40	64,708.80	67,953.60	71,344.00	74,921.60	78,665.60	80,641.60	82,659.20
			Monthly	4,891.47	5,135.87	5,392.40	5,662.80	5,945.33	6,243.47	6,555.47	6,720.13	6,888.27
			Hourly	28.2200	29.6300	31.1100	32.6700	34.3000	36.0200	37.8200	38.7700	39.7400
Planning Division Manager/Official	DMG	C34	Annual	137,488.00	144,372.80	151,590.40	159,161.60	167,128.00	175,489.60	184,267.20	188,864.00	193,585.60
			Monthly	11,457.33	12,031.07	12,632.53	13,263.47	13,927.33	14,624.13	15,355.60	15,738.67	16,132.13
			Hourly	66.1000	69.4100	72.8800	76.5200	80.3500	84.3700	88.5900	90.8000	93.0700
Power Supply Manager	PAM	C32	Annual	118,976.00	124,924.80	131,164.80	137,716.80	144,601.60	151,840.00	159,432.00	163,425.60	167,502.40
			Monthly	9,914.67	10,410.40	10,930.40	11,476.40	12,050.13	12,653.33	13,286.00	13,618.80	13,958.53
			Hourly	57.2000	60.0600	63.0600	66.2100	69.5200	73.0000	76.6500	78.5700	80.5300

Attachment: MVCF Resolution 2024-XX [Revision 1] (6505 : FY23/24 MID-YEAR OPERATING & CIP

CITY OF MORENO VALLEY
SALARY SCALE - CAREER POSITIONS
EFFECTIVE 02/06/2024

TITLE	GRP	GRADE										
				A	B	C	D	E	F	G	H	I
				5.0%		5.0%	5.0%	5.0%	5.0%	5.0%	2.5%	2.5%
Principal Accountant	PAM	C28	Annual	95,617.60	100,401.60	105,414.40	110,676.80	116,209.60	122,012.80	128,107.20	131,310.40	134,596.80
			Monthly	7,968.13	8,366.80	8,784.53	9,223.07	9,684.13	10,167.73	10,675.60	10,942.53	11,216.40
			Hourly	45.9700	48.2700	50.6800	53.2100	55.8700	58.6600	61.5900	63.1300	64.7100
Principal Engineer	DMG	C33	Annual	127,899.20	134,284.80	141,003.20	148,054.40	155,459.20	163,238.40	171,392.00	175,676.80	180,065.60
			Monthly	10,658.27	11,190.40	11,750.27	12,337.87	12,954.93	13,603.20	14,282.67	14,639.73	15,005.47
			Hourly	61.4900	64.5600	67.7900	71.1800	74.7400	78.4800	82.4000	84.4600	86.5700
Principal Engineer/City Traffic Engineer	DMG	C33	Annual	127,899.20	134,284.80	141,003.20	148,054.40	155,459.20	163,238.40	171,392.00	175,676.80	180,065.60
			Monthly	10,658.27	11,190.40	11,750.27	12,337.87	12,954.93	13,603.20	14,282.67	14,639.73	15,005.47
			Hourly	61.4900	64.5600	67.7900	71.1800	74.7400	78.4800	82.4000	84.4600	86.5700
Principal Planner	PAM	C33	Annual	127,899.20	134,284.80	141,003.20	148,054.40	155,459.20	163,238.40	171,392.00	175,676.80	180,065.60
			Monthly	10,658.27	11,190.40	11,750.27	12,337.87	12,954.93	13,603.20	14,282.67	14,639.73	15,005.47
			Hourly	61.4900	64.5600	67.7900	71.1800	74.7400	78.4800	82.4000	84.4600	86.5700
Program Analyst	PAM	C24	Annual	78,665.60	82,596.80	86,736.00	91,083.20	95,638.40	100,422.40	105,435.20	108,076.80	110,780.80
			Monthly	6,555.47	6,883.07	7,228.00	7,590.27	7,969.87	8,368.53	8,786.27	9,006.40	9,231.73
			Hourly	37.8200	39.7100	41.7000	43.7900	45.9800	48.2800	50.6900	51.9600	53.2600
Public Information/Intergovernmental Relations Officer	PAM	C28	Annual	95,617.60	100,401.60	105,414.40	110,676.80	116,209.60	122,012.80	128,107.20	131,310.40	134,596.80
			Monthly	7,968.13	8,366.80	8,784.53	9,223.07	9,684.13	10,167.73	10,675.60	10,942.53	11,216.40
			Hourly	45.9700	48.2700	50.6800	53.2100	55.8700	58.6600	61.5900	63.1300	64.7100
Public Safety Contracts Administrator	DMG	C30	Annual	105,414.40	110,676.80	116,209.60	122,012.80	128,107.20	134,513.60	141,232.00	144,768.00	148,387.20
			Monthly	8,784.53	9,223.07	9,684.13	10,167.73	10,675.60	11,209.47	11,769.33	12,064.00	12,365.60
			Hourly	50.6800	53.2100	55.8700	58.6600	61.5900	64.6700	67.9000	69.6000	71.3400
Purchasing Division Manager	DMG	C32	Annual	118,976.00	124,924.80	131,164.80	137,716.80	144,601.60	151,840.00	159,432.00	163,425.60	167,502.40
			Monthly	9,914.67	10,410.40	10,930.40	11,476.40	12,050.13	12,653.33	13,286.00	13,618.80	13,958.53
			Hourly	57.2000	60.0600	63.0600	66.2100	69.5200	73.0000	76.6500	78.5700	80.5300
Recycling Specialist	NE	C16	Annual	53,248.00	55,910.40	58,697.60	61,630.40	64,708.80	67,953.60	71,344.00	73,132.80	74,963.20
			Monthly	4,437.33	4,659.20	4,891.47	5,135.87	5,392.40	5,662.80	5,945.33	6,094.40	6,246.93
			Hourly	25.6000	26.8800	28.2200	29.6300	31.1100	32.6700	34.3000	35.1600	36.0400
Registered Veterinary Technician	NE	C16	Annual	53,248.00	55,910.40	58,697.60	61,630.40	64,708.80	67,953.60	71,344.00	73,132.80	74,963.20
			Monthly	4,437.33	4,659.20	4,891.47	5,135.87	5,392.40	5,662.80	5,945.33	6,094.40	6,246.93
			Hourly	25.6000	26.8800	28.2200	29.6300	31.1100	32.6700	34.3000	35.1600	36.0400
Security Guard	NE	C08	Annual	36,046.40	37,856.00	39,748.80	41,745.60	43,825.60	46,009.60	48,318.40	49,524.80	50,772.80
			Monthly	3,003.87	3,154.67	3,312.40	3,478.80	3,652.13	3,834.13	4,026.53	4,127.07	4,231.07
			Hourly	17.3300	18.2000	19.1100	20.0700	21.0700	22.1200	23.2300	23.8100	24.4100
Senior Accountant	PAM	C25	Annual	82,596.80	86,736.00	91,083.20	95,638.40	100,422.40	105,435.20	110,697.60	113,464.00	116,292.80
			Monthly	6,883.07	7,228.00	7,590.27	7,969.87	8,368.53	8,786.27	9,224.80	9,455.33	9,691.07
			Hourly	39.7100	41.7000	43.7900	45.9800	48.2800	50.6900	53.2200	54.5500	55.9100
Senior Administrative Assistant	NE	C17	Annual	55,910.40	58,697.60	61,630.40	64,708.80	67,953.60	71,344.00	74,921.60	76,793.60	78,707.20
			Monthly	4,659.20	4,891.47	5,135.87	5,392.40	5,662.80	5,945.33	6,243.47	6,399.47	6,558.93
			Hourly	26.8800	28.2200	29.6300	31.1100	32.6700	34.3000	36.0200	36.9200	37.8400

Attachment: MVCF Resolution 2024-XX [Revision 1] (6505 : FY23/24 MID-YEAR OPERATING & CIP

CITY OF MORENO VALLEY
SALARY SCALE - CAREER POSITIONS
EFFECTIVE 02/06/2024

TITLE	GRP	GRADE										
			A	B	C	D	E	F	G	H	I	
			5.0%	5.0%	5.0%	5.0%	5.0%	5.0%	5.0%	2.5%	2.5%	
Senior Applications Analyst	PAM	C27	Annual	91,062.40	95,617.60	100,401.60	105,414.40	110,676.80	116,209.60	122,012.80	125,070.40	128,190.40
			Monthly	7,588.53	7,968.13	8,366.80	8,784.53	9,223.07	9,684.13	10,167.73	10,422.53	10,682.53
			Hourly	43.7800	45.9700	48.2700	48.2700	50.6800	53.2100	55.8700	58.6600	60.1300
Senior Building Inspector	PAM	C25	Annual	82,596.80	86,736.00	91,083.20	95,638.40	100,422.40	105,435.20	110,697.60	113,464.00	116,292.80
			Monthly	6,883.07	7,228.00	7,590.27	7,969.87	8,368.53	8,786.27	9,224.80	9,455.33	9,691.07
			Hourly	39.7100	41.7000	43.7900	45.9800	48.2800	50.6900	53.2200	54.5500	55.9100
Senior Community Enhancement Officer	PAM	C22	Annual	71,344.00	74,921.60	78,665.60	82,596.80	86,736.00	91,083.20	95,638.40	98,030.40	100,484.80
			Monthly	5,945.33	6,243.47	6,555.47	6,883.07	7,228.00	7,590.27	7,969.87	8,169.20	8,373.73
			Hourly	34.3000	36.0200	37.8200	39.7100	41.7000	43.7900	45.9800	47.1300	48.3100
Senior Construction Inspector	PAM	C23	Annual	74,921.60	78,665.60	82,596.80	86,736.00	91,083.20	95,638.40	100,422.40	102,939.20	105,518.40
			Monthly	6,243.47	6,555.47	6,883.07	7,228.00	7,590.27	7,969.87	8,368.53	8,578.27	8,793.20
			Hourly	36.0200	37.8200	39.7100	41.7000	43.7900	45.9800	48.2800	49.4900	50.7300
Senior Deputy City Clerk	DMG	C30	Annual	105,414.40	110,676.80	116,209.60	122,012.80	128,107.20	134,513.60	141,232.00	144,768.00	148,387.20
			Monthly	8,784.53	9,223.07	9,684.13	10,167.73	10,675.60	11,209.47	11,769.33	12,064.00	12,365.60
			Hourly	50.6800	53.2100	55.8700	58.6600	61.5900	64.6700	67.9000	69.6000	71.3400
Senior Electrical Engineer	PAM	C31	Annual	110,676.80	116,209.60	122,012.80	128,107.20	134,513.60	141,232.00	148,304.00	152,006.40	155,812.80
			Monthly	9,223.07	9,684.13	10,167.73	10,675.60	11,209.47	11,769.33	12,358.67	12,667.20	12,984.40
			Hourly	53.2100	55.8700	58.6600	61.5900	64.6700	67.9000	71.3000	73.0800	74.9100
Senior Engineer, P.E.	PAM	C31	Annual	110,676.80	116,209.60	122,012.80	128,107.20	134,513.60	141,232.00	148,304.00	152,006.40	155,812.80
			Monthly	9,223.07	9,684.13	10,167.73	10,675.60	11,209.47	11,769.33	12,358.67	12,667.20	12,984.40
			Hourly	53.2100	55.8700	58.6600	61.5900	64.6700	67.9000	71.3000	73.0800	74.9100
Senior Equipment Operator	NE	C18	Annual	58,697.60	61,630.40	64,708.80	67,953.60	71,344.00	74,921.60	78,665.60	80,641.60	82,659.20
			Monthly	4,891.47	5,135.87	5,392.40	5,662.80	5,945.33	6,243.47	6,555.47	6,720.13	6,888.27
			Hourly	28.2200	29.6300	31.1100	32.6700	34.3000	36.0200	37.8200	38.7700	39.7400
Senior Graphics Designer	NE	C19	Annual	61,630.40	64,708.80	67,953.60	71,344.00	74,921.60	78,665.60	82,596.80	84,656.00	86,777.60
			Monthly	5,135.87	5,392.40	5,662.80	5,945.33	6,243.47	6,555.47	6,883.07	7,054.67	7,231.47
			Hourly	29.6300	31.1100	32.6700	34.3000	36.0200	37.8200	39.7100	40.7000	41.7200
Senior Human Resources Analyst	PAM	C27	Annual	91,062.40	95,617.60	100,401.60	105,414.40	110,676.80	116,209.60	122,012.80	125,070.40	128,190.40
			Monthly	7,588.53	7,968.13	8,366.80	8,784.53	9,223.07	9,684.13	10,167.73	10,422.53	10,682.53
			Hourly	43.7800	45.9700	48.2700	48.2700	50.6800	53.2100	55.8700	58.6600	60.1300
Senior Landscape Services Inspector	PAM	C20	Annual	64,708.80	67,953.60	71,344.00	74,921.60	78,665.60	82,596.80	86,736.00	88,899.20	91,124.80
			Monthly	5,392.40	5,662.80	5,945.33	6,243.47	6,555.47	6,883.07	7,228.00	7,408.27	7,593.73
			Hourly	31.1100	32.6700	34.3000	36.0200	37.8200	39.7100	41.7000	42.7400	43.8100
Senior Management Analyst	PAM	C27	Annual	91,062.40	95,617.60	100,401.60	105,414.40	110,676.80	116,209.60	122,012.80	125,070.40	128,190.40
			Monthly	7,588.53	7,968.13	8,366.80	8,784.53	9,223.07	9,684.13	10,167.73	10,422.53	10,682.53
			Hourly	43.7800	45.9700	48.2700	48.2700	50.6800	53.2100	55.8700	58.6600	60.1300
Senior Office Assistant	NE	C13	Annual	45,988.80	48,297.60	50,710.40	53,248.00	55,910.40	58,697.60	61,630.40	63,169.60	64,750.40
			Monthly	3,832.40	4,024.80	4,225.87	4,437.33	4,659.20	4,891.47	5,135.87	5,264.13	5,395.87
			Hourly	22.1100	23.2200	24.3800	25.6000	26.8800	28.2200	29.6300	30.3700	31.1300

Attachment: MVCF Resolution 2024-XX [Revision 1] (6505 : FY23/24 MID-YEAR OPERATING & CIP

CITY OF MORENO VALLEY

SALARY SCALE - CAREER POSITIONS
EFFECTIVE 02/06/2024

TITLE	GRP	GRADE										
			A	B	C	D	E	F	G	H	I	
				5.0%	5.0%	5.0%	5.0%	5.0%	5.0%	5.0%	2.5%	2.5%
Senior Parking Control Officer	NE	C14	Annual	48,297.60	50,710.40	53,248.00	55,910.40	58,697.60	61,630.40	64,708.80	66,331.20	67,995.20
			Monthly	4,024.80	4,225.87	4,437.33	4,659.20	4,891.47	5,135.87	5,392.40	5,527.60	5,666.27
			Hourly	23.2200	24.3800	25.6000	26.8800	28.2200	29.6300	31.1100	31.8900	32.6900
Senior Parks Maintenance Technician	NE	C19	Annual	61,630.40	64,708.80	67,953.60	71,344.00	74,921.60	78,665.60	82,596.80	84,656.00	86,777.60
			Monthly	5,135.87	5,392.40	5,662.80	5,945.33	6,243.47	6,555.47	6,883.07	7,054.67	7,231.47
			Hourly	29.6300	31.1100	32.6700	34.3000	36.0200	37.8200	39.7100	40.7000	41.7200
Senior Payroll Technician	NE	C18	Annual	58,697.60	61,630.40	64,708.80	67,953.60	71,344.00	74,921.60	78,665.60	80,641.60	82,659.20
			Monthly	4,891.47	5,135.87	5,392.40	5,662.80	5,945.33	6,243.47	6,555.47	6,720.13	6,888.27
			Hourly	28.2200	29.6300	31.1100	32.6700	34.3000	36.0200	37.8200	38.7700	39.7400
Senior Permit Technician	NE	C20	Annual	64,708.80	67,953.60	71,344.00	74,921.60	78,665.60	82,596.80	86,736.00	88,899.20	91,124.80
			Monthly	5,392.40	5,662.80	5,945.33	6,243.47	6,555.47	6,883.07	7,228.00	7,408.27	7,593.73
			Hourly	31.1100	32.6700	34.3000	36.0200	37.8200	39.7100	41.7000	42.7400	43.8100
Senior Planner	PAM	C27	Annual	91,062.40	95,617.60	100,401.60	105,414.40	110,676.80	116,209.60	122,012.80	125,070.40	128,190.40
			Monthly	7,588.53	7,968.13	8,366.80	8,784.53	9,223.07	9,684.13	10,167.73	10,422.53	10,682.53
			Hourly	43.7800	45.9700	48.2700	50.6800	53.2100	55.8700	58.6600	60.1300	61.6300
Senior Risk Analyst	PAM	C27	Annual	91,062.40	95,617.60	100,401.60	105,414.40	110,676.80	116,209.60	122,012.80	125,070.40	128,190.40
			Monthly	7,588.53	7,968.13	8,366.80	8,784.53	9,223.07	9,684.13	10,167.73	10,422.53	10,682.53
			Hourly	43.7800	45.9700	48.2700	50.6800	53.2100	55.8700	58.6600	60.1300	61.6300
Senior Telecommunications Technician	NE	C22	Annual	71,344.00	74,921.60	78,665.60	82,596.80	86,736.00	91,083.20	95,638.40	98,030.40	100,484.80
			Monthly	5,945.33	6,243.47	6,555.47	6,883.07	7,228.00	7,590.27	7,969.87	8,169.20	8,373.73
			Hourly	34.3000	36.0200	37.8200	39.7100	41.7000	43.7900	45.9800	47.1300	48.3100
Senior Traffic Signal Technician	PAM	C23	Annual	74,921.60	78,665.60	82,596.80	86,736.00	91,083.20	95,638.40	100,422.40	102,939.20	105,518.40
			Monthly	6,243.47	6,555.47	6,883.07	7,228.00	7,590.27	7,969.87	8,368.53	8,578.27	8,793.20
			Hourly	36.0200	37.8200	39.7100	41.7000	43.7900	45.9800	48.2800	49.4900	50.7300
Special Districts Division Manager	DMG	C34	Annual	137,488.00	144,372.80	151,590.40	159,161.60	167,128.00	175,489.60	184,267.20	188,864.00	193,585.60
			Monthly	11,457.33	12,031.07	12,632.53	13,263.47	13,927.33	14,624.13	15,355.60	15,738.67	16,132.13
			Hourly	66.1000	69.4100	72.8800	76.5200	80.3500	84.3700	88.5900	90.8000	93.0700
Special Events & Facilities Division Manager	DMG	C30	Annual	105,414.40	110,676.80	116,209.60	122,012.80	128,107.20	134,513.60	141,232.00	144,768.00	148,387.20
			Monthly	8,784.53	9,223.07	9,684.13	10,167.73	10,675.60	11,209.47	11,769.33	12,064.00	12,365.60
			Hourly	50.6800	53.2100	55.8700	58.6600	61.5900	64.6700	67.9000	69.6000	71.3400
Storekeeper	NE	C14	Annual	48,297.60	50,710.40	53,248.00	55,910.40	58,697.60	61,630.40	64,708.80	66,331.20	67,995.20
			Monthly	4,024.80	4,225.87	4,437.33	4,659.20	4,891.47	5,135.87	5,392.40	5,527.60	5,666.27
			Hourly	23.2200	24.3800	25.6000	26.8800	28.2200	29.6300	31.1100	31.8900	32.6900
Strategic Initiatives Manager	DMG	C34	Annual	137,488.00	144,372.80	151,590.40	159,161.60	167,128.00	175,489.60	184,267.20	188,864.00	193,585.60
			Monthly	11,457.33	12,031.07	12,632.53	13,263.47	13,927.33	14,624.13	15,355.60	15,738.67	16,132.13
			Hourly	66.1000	69.4100	72.8800	76.5200	80.3500	84.3700	88.5900	90.8000	93.0700
Street Maintenance Supervisor	PAM	C25	Annual	82,596.80	86,736.00	91,083.20	95,638.40	100,422.40	105,435.20	110,697.60	113,464.00	116,292.80
			Monthly	6,883.07	7,228.00	7,590.27	7,969.87	8,368.53	8,786.27	9,224.80	9,455.33	9,691.07
			Hourly	39.7100	41.7000	43.7900	45.9800	48.2800	50.6900	53.2200	54.5500	55.9100

Attachment: MVCF Resolution 2024-XX [Revision 1] (6505 : FY23/24 MID-YEAR OPERATING & CIP

CITY OF MORENO VALLEY
SALARY SCALE - CAREER POSITIONS
EFFECTIVE 02/06/2024

TITLE	GRP	GRADE											
				A	B	C	D	E	F	G	H	I	
				5.0%		5.0%	5.0%	5.0%	5.0%	5.0%	5.0%	2.5%	2.5%
Telecommunications Engineer/Administrator	PAM	C29	Annual	100,380.80	105,393.60	110,656.00	116,188.80	121,992.00	128,086.40	134,492.80	137,862.40	141,315.20	
			Monthly	8,365.07	8,782.80	9,221.33	9,682.40	10,166.00	10,673.87	11,207.73	11,488.53	11,776.27	
			Hourly	48.2600	50.6700	53.2000	55.8600	58.6500	61.5800	64.6600	66.2800	67.9400	
Telecommunications Technician	NE	C20	Annual	64,708.80	67,953.60	71,344.00	74,921.60	78,665.60	82,596.80	86,736.00	88,899.20	91,124.80	
			Monthly	5,392.40	5,662.80	5,945.33	6,243.47	6,555.47	6,883.07	7,228.00	7,408.27	7,593.73	
			Hourly	31.1100	32.6700	34.3000	36.0200	37.8200	39.7100	41.7000	42.7400	43.8100	
Traffic Operations Supervisor	PAM	C26	Annual	86,715.20	91,041.60	95,596.80	100,380.80	105,393.60	110,656.00	116,188.80	119,100.80	122,075.20	
			Monthly	7,226.27	7,586.80	7,966.40	8,365.07	8,782.80	9,221.33	9,682.40	9,925.07	10,172.93	
			Hourly	41.6900	43.7700	45.9600	48.2600	50.6700	53.2000	55.8600	57.2600	58.6900	
Traffic Signal Technician	NE	C22	Annual	71,344.00	74,921.60	78,665.60	82,596.80	86,736.00	91,083.20	95,638.40	98,030.40	100,484.80	
			Monthly	5,945.33	6,243.47	6,555.47	6,883.07	7,228.00	7,590.27	7,969.87	8,169.20	8,373.73	
			Hourly	34.3000	36.0200	37.8200	39.7100	41.7000	43.7900	45.9800	47.1300	48.3100	
Traffic Sign/Marking Technician I	NE	C13	Annual	45,988.80	48,297.60	50,710.40	53,248.00	55,910.40	58,697.60	61,630.40	63,169.60	64,750.40	
			Monthly	3,832.40	4,024.80	4,225.87	4,437.33	4,659.20	4,891.47	5,135.87	5,264.13	5,395.87	
			Hourly	22.1100	23.2200	24.3800	25.6000	26.8800	28.2200	29.6300	30.3700	31.1300	
Traffic Sign/Marking Technician II	NE	C15	Annual	50,710.40	53,248.00	55,910.40	58,697.60	61,630.40	64,708.80	67,953.60	69,659.20	71,406.40	
			Monthly	4,225.87	4,437.33	4,659.20	4,891.47	5,135.87	5,392.40	5,662.80	5,804.93	5,950.53	
			Hourly	24.3800	25.6000	26.8800	28.2200	29.6300	31.1100	32.6700	33.4900	34.3300	
Utility Finance Manager	PAM	C28	Annual	95,617.60	100,401.60	105,414.40	110,676.80	116,209.60	122,012.80	128,107.20	131,310.40	134,596.80	
			Monthly	7,968.13	8,366.80	8,784.53	9,223.07	9,684.13	10,167.73	10,675.60	10,942.53	11,216.40	
			Hourly	45.9700	48.2700	50.6800	53.2100	55.8700	58.6600	61.5900	63.1300	64.7100	
Vehicle/Equipment Technician	NE	C17	Annual	55,910.40	58,697.60	61,630.40	64,708.80	67,953.60	71,344.00	74,921.60	76,793.60	78,707.20	
			Monthly	4,659.20	4,891.47	5,135.87	5,392.40	5,662.80	5,945.33	6,243.47	6,399.47	6,558.93	
			Hourly	26.8800	28.2200	29.6300	31.1100	32.6700	34.3000	36.0200	36.9200	37.8400	

Attachment: MVCF Resolution 2024-XX [Revision 1] (6505 : FY23/24 MID-YEAR OPERATING & CIP

CITY OF MORENO VALLEY

SALARY SCALE - CAREER POSITIONS
EFFECTIVE 07/06/2024

TITLE	GRP	GRADE											
				A	B	C	D	E	F	G	H	I	
				5.0%		5.0%	5.0%	5.0%	5.0%	5.0%	5.0%	2.5%	2.5%
Accountant I	NE	C22	Annual	75,628.80	79,414.40	83,387.20	87,547.20	91,915.20	96,512.00	101,337.60	103,875.20	106,475.20	
			Monthly	6,302.40	6,617.87	6,948.93	7,295.60	7,659.60	8,042.67	8,444.80	8,656.27	8,872.93	
			Hourly	36.3600	38.1800	40.0900	42.0900	44.1900	46.4000	48.7200	49.9400	51.1900	
Accountant II	PAM	C24	Annual	83,387.20	87,547.20	91,915.20	96,512.00	101,337.60	106,412.80	111,737.60	114,524.80	117,395.20	
			Monthly	6,948.93	7,295.60	7,659.60	8,042.67	8,444.80	8,867.73	9,311.47	9,543.73	9,782.93	
			Hourly	40.0900	42.0900	44.1900	46.4000	48.7200	51.1600	53.7200	55.0600	56.4400	
Accounting Assistant	NE	C14	Annual	51,209.60	53,768.00	56,451.20	59,280.00	62,254.40	65,374.40	68,640.00	70,366.40	72,134.40	
			Monthly	4,267.47	4,480.67	4,704.27	4,940.00	5,187.87	5,447.87	5,720.00	5,863.87	6,011.20	
			Hourly	24.6200	25.8500	27.1400	28.5000	29.9300	31.4300	33.0000	33.8300	34.6800	
Accounting Technician	NE	C17	Annual	59,280.00	62,254.40	65,374.40	68,640.00	72,072.00	75,670.40	79,456.00	81,452.80	83,491.20	
			Monthly	4,940.00	5,187.87	5,447.87	5,720.00	6,006.00	6,305.87	6,621.33	6,787.73	6,957.60	
			Hourly	28.5000	29.9300	31.4300	33.0000	34.6500	36.3800	38.2000	39.1600	40.1400	
Accounts Payable Supervisor	NE	C22	Annual	75,628.80	79,414.40	83,387.20	87,547.20	91,915.20	96,512.00	101,337.60	103,875.20	106,475.20	
			Monthly	6,302.40	6,617.87	6,948.93	7,295.60	7,659.60	8,042.67	8,444.80	8,656.27	8,872.93	
			Hourly	36.3600	38.1800	40.0900	42.0900	44.1900	46.4000	48.7200	49.9400	51.1900	
Administrative Assistant	NE	C16	Annual	56,451.20	59,280.00	62,254.40	65,374.40	68,640.00	72,072.00	75,670.40	77,563.20	79,497.60	
			Monthly	4,704.27	4,940.00	5,187.87	5,447.87	5,720.00	6,006.00	6,305.87	6,463.60	6,624.80	
			Hourly	27.1400	28.5000	29.9300	31.4300	33.0000	34.6500	36.3800	37.2900	38.2200	
Animal Care Technician	NE	C11	Annual	44,241.60	46,446.40	48,776.00	51,209.60	53,768.00	56,451.20	59,280.00	60,756.80	62,275.20	
			Monthly	3,686.80	3,870.53	4,064.67	4,267.47	4,480.67	4,704.27	4,940.00	5,063.07	5,189.60	
			Hourly	21.2700	22.3300	23.4500	24.6200	25.8500	27.1400	28.5000	29.2100	29.9400	
Animal Care Technician Supervisor	PAM	C21	Annual	72,051.20	75,649.60	79,435.20	83,408.00	87,588.80	91,977.60	96,574.40	98,987.20	101,462.40	
			Monthly	6,004.27	6,304.13	6,619.60	6,950.67	7,299.07	7,664.80	8,047.87	8,248.93	8,455.20	
			Hourly	34.6400	36.3700	38.1900	40.1000	42.1100	44.2200	46.4300	47.5900	48.7800	
Animal Control Officer	NE	C15	Annual	53,768.00	56,451.20	59,280.00	62,254.40	65,374.40	68,640.00	72,072.00	73,881.60	75,732.80	
			Monthly	4,480.67	4,704.27	4,940.00	5,187.87	5,447.87	5,720.00	6,006.00	6,156.80	6,311.07	
			Hourly	25.8500	27.1400	28.5000	29.9300	31.4300	33.0000	34.6500	35.5200	36.4100	
Animal Rescue Coordinator	NE	C11	Annual	44,241.60	46,446.40	48,776.00	51,209.60	53,768.00	56,451.20	59,280.00	60,756.80	62,275.20	
			Monthly	3,686.80	3,870.53	4,064.67	4,267.47	4,480.67	4,704.27	4,940.00	5,063.07	5,189.60	
			Hourly	21.2700	22.3300	23.4500	24.6200	25.8500	27.1400	28.5000	29.2100	29.9400	
Animal Services Assistant	NE	C10	Annual	42,120.00	44,220.80	46,425.60	48,755.20	51,188.80	53,747.20	56,430.40	57,844.80	59,300.80	
			Monthly	3,510.00	3,685.07	3,868.80	4,062.93	4,265.73	4,478.93	4,702.53	4,820.40	4,941.73	
			Hourly	20.2500	21.2600	22.3200	23.4400	24.6100	25.8400	27.1300	27.8100	28.5100	
Animal Services Dispatcher	NE	C10	Annual	42,120.00	44,220.80	46,425.60	48,755.20	51,188.80	53,747.20	56,430.40	57,844.80	59,300.80	
			Monthly	3,510.00	3,685.07	3,868.80	4,062.93	4,265.73	4,478.93	4,702.53	4,820.40	4,941.73	
			Hourly	20.2500	21.2600	22.3200	23.4400	24.6100	25.8400	27.1300	27.8100	28.5100	
Animal Services Division Manager	DMG	C30	Annual	111,758.40	117,353.60	123,219.20	129,376.00	135,844.80	142,646.40	149,780.80	153,524.80	157,372.80	
			Monthly	9,313.20	9,779.47	10,268.27	10,781.33	11,320.40	11,887.20	12,481.73	12,793.73	13,114.40	
			Hourly	53.7300	56.4200	59.2400	62.2000	65.3100	68.5800	72.0100	73.8100	75.6600	

Attachment: MVCF Resolution 2024-XX [Revision 1] (6505 : FY23/24 MID-YEAR OPERATING & CIP

CITY OF MORENO VALLEY

SALARY SCALE - CAREER POSITIONS
EFFECTIVE 07/06/2024

TITLE	GRP	GRADE										
			A	B	C	D	E	F	G	H	I	
			5.0%		5.0%	5.0%	5.0%	5.0%	5.0%	5.0%	2.5%	2.5%
Animal Services Field Supervisor	PAM	C22	Annual	75,628.80	79,414.40	83,387.20	87,547.20	91,915.20	96,512.00	101,337.60	103,875.20	106,475.20
			Monthly	6,302.40	6,617.87	6,948.93	7,295.60	7,659.60	8,042.67	8,444.80	8,656.27	8,872.93
			Hourly	36.3600	38.1800	40.0900	42.0900	44.1900	46.4000	48.7200	49.9400	51.1900
Animal Services License Inspector	NE	C11	Annual	44,241.60	46,446.40	48,776.00	51,209.60	53,768.00	56,451.20	59,280.00	60,756.80	62,275.20
			Monthly	3,686.80	3,870.53	4,064.67	4,267.47	4,480.67	4,704.27	4,940.00	5,063.07	5,189.60
			Hourly	21.2700	22.3300	23.4500	24.6200	25.8500	27.1400	28.5000	29.2100	29.9400
Animal Services Office Supervisor	PAM	C21	Annual	72,051.20	75,649.60	79,435.20	83,408.00	87,588.80	91,977.60	96,574.40	98,987.20	101,462.40
			Monthly	6,004.27	6,304.13	6,619.60	6,950.67	7,299.07	7,664.80	8,047.87	8,248.93	8,455.20
			Hourly	34.6400	36.3700	38.1900	40.1000	42.1100	44.2200	46.4300	47.5900	48.7800
Applications & Database Administrator	PAM	C29	Annual	106,412.80	111,737.60	117,332.80	123,198.40	129,355.20	135,824.00	142,625.60	146,182.40	148,843.20
			Monthly	8,867.73	9,311.47	9,777.73	10,266.53	10,779.60	11,318.67	11,885.47	12,181.87	12,486.93
			Hourly	51.1600	53.7200	56.4100	59.2300	62.1900	65.3000	68.5700	70.2800	72.0400
Applications Analyst	PAM	C25	Annual	87,568.00	91,956.80	96,553.60	101,379.20	106,454.40	111,779.20	117,374.40	120,307.20	123,323.20
			Monthly	7,297.33	7,663.07	8,046.13	8,448.27	8,871.20	9,314.93	9,781.20	10,025.60	10,276.93
			Hourly	42.1000	44.2100	46.4200	48.7400	51.1800	53.7400	56.4300	57.8400	59.2900
Assistant to the City Manager	PAM	C24	Annual	83,387.20	87,547.20	91,915.20	96,512.00	101,337.60	106,412.80	111,737.60	114,524.80	117,395.20
			Monthly	6,948.93	7,295.60	7,659.60	8,042.67	8,444.80	8,867.73	9,311.47	9,543.73	9,782.93
			Hourly	40.0900	42.0900	44.1900	46.4000	48.7200	51.1600	53.7200	55.0600	56.4400
Assistant Crossing Guard Supervisor	NE	C05	Annual	38,209.60	38,209.60	40,123.20	42,120.00	42,120.00	44,220.80	44,220.80	46,425.60	46,425.60
			Monthly	3,184.13	3,184.13	3,343.60	3,510.00	3,510.00	3,685.07	3,685.07	3,868.80	3,868.80
			Hourly	18.3700	19.2900	19.2900	20.2500	20.2500	21.2600	21.2600	22.3200	22.3200
Assistant Engineer	PAM	C25	Annual	87,568.00	91,956.80	96,553.60	101,379.20	106,454.40	111,779.20	117,374.40	120,307.20	123,323.20
			Monthly	7,297.33	7,663.07	8,046.13	8,448.27	8,871.20	9,314.93	9,781.20	10,025.60	10,276.93
			Hourly	42.1000	44.2100	46.4200	48.7400	51.1800	53.7400	56.4300	57.8400	59.2900
Assistant Network Administrator	PAM	C26	Annual	91,936.00	96,532.80	101,358.40	106,433.60	111,758.40	117,353.60	123,219.20	126,297.60	129,459.20
			Monthly	7,661.33	8,044.40	8,446.53	8,869.47	9,313.20	9,779.47	10,268.27	10,524.80	10,788.27
			Hourly	44.2000	46.4100	48.7300	51.1700	53.7300	56.4200	59.2400	60.7200	62.2400
Associate Engineer I	PAM	C28	Annual	101,358.40	106,433.60	111,758.40	117,353.60	123,219.20	129,376.00	135,844.80	139,235.20	142,708.80
			Monthly	8,446.53	8,869.47	9,313.20	9,779.47	10,268.27	10,781.33	11,320.40	11,602.93	11,892.40
			Hourly	48.7300	51.1700	53.7300	56.4200	59.2400	62.2000	65.3100	66.9400	68.6100
Associate Engineer II	PAM	C29	Annual	106,412.80	111,737.60	117,332.80	123,198.40	129,355.20	135,824.00	142,625.60	146,182.40	148,843.20
			Monthly	8,867.73	9,311.47	9,777.73	10,266.53	10,779.60	11,318.67	11,885.47	12,181.87	12,486.93
			Hourly	51.1600	53.7200	56.4100	59.2300	62.1900	65.3000	68.5700	70.2800	72.0400
Associate Planner	PAM	C25	Annual	87,568.00	91,956.80	96,553.60	101,379.20	106,454.40	111,779.20	117,374.40	120,307.20	123,323.20
			Monthly	7,297.33	7,663.07	8,046.13	8,448.27	8,871.20	9,314.93	9,781.20	10,025.60	10,276.93
			Hourly	42.1000	44.2100	46.4200	48.7400	51.1800	53.7400	56.4300	57.8400	59.2900
Audio Visual Technician	NE	C18	Annual	62,233.60	65,353.60	68,619.20	72,051.20	75,649.60	79,435.20	83,408.00	85,488.00	87,630.40
			Monthly	5,186.13	5,446.13	5,718.27	6,004.27	6,304.13	6,619.60	6,950.67	7,124.00	7,302.53
			Hourly	29.9200	31.4200	32.9900	34.6400	36.3700	38.1900	40.1000	41.1000	42.1300

Attachment: MVCF Resolution 2024-XX [Revision 1] (6505 : FY23/24 MID-YEAR OPERATING & CIP

CITY OF MORENO VALLEY
SALARY SCALE - CAREER POSITIONS
EFFECTIVE 07/06/2024

TITLE	GRP	GRADE										
			A	B	C	D	E	F	G	H	I	
			5.0%		5.0%	5.0%	5.0%	5.0%	5.0%	5.0%	2.5%	2.5%
Banquet Facility Representative	PAM	C19	Annual	65,332.80	68,598.40	72,030.40	75,628.80	79,414.40	83,387.20	87,547.20	89,731.20	91,977.60
			Monthly	5,444.40	5,716.53	6,002.53	6,302.40	6,617.87	6,948.93	7,295.60	7,477.60	7,664.80
			Hourly	31.4100	32.9800	34.6300	36.3600	38.1800	40.0900	42.0900	43.1400	44.2200
Building Division Manager/Official	DMG	C34	Annual	145,745.60	153,025.60	160,680.00	168,708.80	177,153.60	186,014.40	195,312.00	200,200.00	205,212.80
			Monthly	12,145.47	12,752.13	13,390.00	14,059.07	14,762.80	15,501.20	16,276.00	16,683.33	17,101.07
			Hourly	70.0700	73.5700	77.2500	81.1100	85.1700	89.4300	93.9000	96.2500	98.6600
Building Inspector II	NE	C24	Annual	83,387.20	87,547.20	91,915.20	96,512.00	101,337.60	106,412.80	111,737.60	114,524.80	117,395.20
			Monthly	6,948.93	7,295.60	7,659.60	8,042.67	8,444.80	8,867.73	9,311.47	9,543.73	9,782.93
			Hourly	40.0900	42.0900	44.1900	46.4000	48.7200	51.1600	53.7200	55.0600	56.4400
Building Safety Supervisor	PAM	C27	Annual	96,532.80	101,358.40	106,433.60	111,758.40	117,353.60	123,219.20	129,376.00	132,620.80	135,928.00
			Monthly	8,044.40	8,446.53	8,869.47	9,313.20	9,779.47	10,268.27	10,781.33	11,051.73	11,327.33
			Hourly	46.4100	48.7300	51.1700	53.7300	56.4200	59.2400	62.2000	63.7600	65.3500
Business License Liaison	NE	C16	Annual	56,451.20	59,280.00	62,254.40	65,374.40	68,640.00	72,072.00	75,670.40	77,563.20	79,497.60
			Monthly	4,704.27	4,940.00	5,187.87	5,447.87	5,720.00	6,006.00	6,305.87	6,463.60	6,624.80
			Hourly	27.1400	28.5000	29.9300	31.4300	33.0000	34.6500	36.3800	37.2900	38.2200
Child Care Assistant	GRA	CC09	Annual	36,628.80	2,204.80	38,833.60	38,833.60	47,195.20	49,545.60	52,020.80	54,620.80	57,345.60
			Monthly	3,052.40	183.73	3,236.13	3,236.13	3,932.93	4,128.80	4,335.07	4,551.73	4,778.80
			Hourly	18.6700	19.6000	20.5800	21.6100	22.6900	23.8200	25.0100	26.2600	27.5700
Child Care Instructor II	GRA	CC11	Annual	41,953.60	44,054.40	46,259.20	48,568.00	51,001.60	53,560.00	56,243.20	57,657.60	59,092.80
			Monthly	3,496.13	3,671.20	3,854.93	4,047.33	4,250.13	4,463.33	4,686.93	4,804.80	4,924.40
			Hourly	20.1700	21.1800	22.2400	23.3500	24.5200	25.7500	27.0400	27.7200	28.4100
Child Care Program Manager	PAM	C19	Annual	65,332.80	68,598.40	72,030.40	75,628.80	79,414.40	83,387.20	87,547.20	89,731.20	91,977.60
			Monthly	5,444.40	5,716.53	6,002.53	6,302.40	6,617.87	6,948.93	7,295.60	7,477.60	7,664.80
			Hourly	31.4100	32.9800	34.6300	36.3600	38.1800	40.0900	42.0900	43.1400	44.2200
Child Care Site Supervisor	GRA	C15	Annual	53,768.00	56,451.20	59,280.00	62,254.40	65,374.40	68,640.00	72,072.00	73,881.60	75,732.80
			Monthly	4,480.67	4,704.27	4,940.00	5,187.87	5,447.87	5,720.00	6,006.00	6,156.80	6,311.07
			Hourly	25.8500	27.1400	28.5000	29.9300	31.4300	33.0000	34.6500	35.5200	36.4100
Community Enhancement Division Manager	DMG	C30	Annual	111,758.40	117,353.60	123,219.20	129,376.00	135,844.80	142,646.40	149,780.80	153,524.80	157,372.80
			Monthly	9,313.20	9,779.47	10,268.27	10,781.33	11,320.40	11,887.20	12,481.73	12,793.73	13,114.40
			Hourly	53.7300	56.4200	59.2400	62.2000	65.3100	68.5800	72.0100	73.8100	75.6600
Community Enhancement Officer I	NE	C18	Annual	62,233.60	65,353.60	68,619.20	72,051.20	75,649.60	79,435.20	83,408.00	85,488.00	87,630.40
			Monthly	5,186.13	5,446.13	5,718.27	6,004.27	6,304.13	6,619.60	6,950.67	7,124.00	7,302.53
			Hourly	29.9200	31.4200	32.9900	34.6400	36.3700	38.1900	40.1000	41.1000	42.1300
Community Enhancement Officer II	NE	C20	Annual	68,598.40	72,030.40	75,628.80	79,414.40	83,387.20	87,547.20	91,915.20	94,203.20	96,553.60
			Monthly	5,716.53	6,002.53	6,302.40	6,617.87	6,948.93	7,295.60	7,659.60	7,850.27	8,046.13
			Hourly	32.9800	34.6300	36.3600	38.1800	40.0900	42.0900	44.1900	45.2900	46.4200
Community Enhancement Supervisor	PAM	C23	Annual	79,435.20	83,408.00	87,588.80	91,977.60	96,574.40	101,400.00	106,475.20	109,137.60	111,862.40
			Monthly	6,619.60	6,950.67	7,299.07	7,664.80	8,047.87	8,450.00	8,872.93	9,094.80	9,321.87
			Hourly	38.1900	40.1000	42.1100	44.2200	46.4300	48.7500	51.1900	52.4700	53.7800

Attachment: MVCF Resolution 2024-XX [Revision 1] (6505 : FY23/24 MID-YEAR OPERATING & CIP

CITY OF MORENO VALLEY
SALARY SCALE - CAREER POSITIONS
EFFECTIVE 07/06/2024

TITLE	GRP	GRADE										
			A	B	C	D	E	F	G	H	I	
			5.0%	5.0%	5.0%	5.0%	5.0%	5.0%	5.0%	2.5%	2.5%	
Community Services Assistant Coordinator	NE	C08	Annual	38,209.60	40,123.20	42,120.00	44,220.80	46,425.60	48,755.20	51,188.80	52,478.40	53,788.80
			Monthly	3,184.13	3,343.60	3,510.00	3,685.07	3,868.80	4,062.93	4,265.73	4,373.20	4,482.40
			Hourly	18.3700	19.2900	20.2500	21.2600	22.3200	23.4400	24.6100	25.2300	25.8600
Community Services Coordinator	NE	C10	Annual	42,120.00	44,220.80	46,425.60	48,755.20	51,188.80	53,747.20	56,430.40	57,844.80	59,300.80
			Monthly	3,510.00	3,685.07	3,868.80	4,062.93	4,265.73	4,478.93	4,702.53	4,820.40	4,941.73
			Hourly	20.2500	21.2600	22.3200	23.4400	24.6100	25.8400	27.1300	27.8100	28.5100
Community Services Division Manager	DMG	C30	Annual	111,758.40	117,353.60	123,219.20	129,376.00	135,844.80	142,646.40	149,780.80	153,524.80	157,372.80
			Monthly	9,313.20	9,779.47	10,268.27	10,781.33	11,320.40	11,887.20	12,481.73	12,793.73	13,114.40
			Hourly	53.7300	56.4200	59.2400	62.2000	65.3100	68.5800	72.0100	73.8100	75.6600
Community Services Supervisor	PAM	C19	Annual	65,332.80	68,598.40	72,030.40	75,628.80	79,414.40	83,387.20	87,547.20	89,731.20	91,977.60
			Monthly	5,444.40	5,716.53	6,002.53	6,302.40	6,617.87	6,948.93	7,295.60	7,477.60	7,664.80
			Hourly	31.4100	32.9800	34.6300	36.3600	38.1800	40.0900	42.0900	43.1400	44.2200
Construction Inspector	NE	C22	Annual	75,628.80	79,414.40	83,387.20	87,547.20	91,915.20	96,512.00	101,337.60	103,875.20	106,475.20
			Monthly	6,302.40	6,617.87	6,948.93	7,295.60	7,659.60	8,042.67	8,444.80	8,656.27	8,872.93
			Hourly	36.3600	38.1800	40.0900	42.0900	44.1900	46.4000	48.7200	49.9400	51.1900
Construction Inspector Supervisor	PAM	C25	Annual	87,568.00	91,956.80	96,553.60	101,379.20	106,454.40	111,779.20	117,374.40	120,307.20	123,323.20
			Monthly	7,297.33	7,663.07	8,046.13	8,448.27	8,871.20	9,314.93	9,781.20	10,025.60	10,276.93
			Hourly	42.1000	44.2100	46.4200	48.7400	51.1800	53.7400	56.4300	57.8400	59.2900
Crossing Guard Supervisor	NE	C07	Annual	38,209.60	40,123.20	42,120.00	44,220.80	46,425.60	48,755.20	51,188.80	52,478.40	53,788.80
			Monthly	3,184.13	3,343.60	3,510.00	3,685.07	3,868.80	4,062.93	4,265.73	4,373.20	4,482.40
			Hourly	18.3700	19.2900	20.2500	21.2600	22.3200	23.4400	24.6100	25.2300	25.8600
Customer Service Manager	PAM	C26	Annual	91,936.00	96,532.80	101,358.40	106,433.60	111,758.40	117,353.60	123,219.20	126,297.60	129,459.20
			Monthly	7,661.33	8,044.40	8,446.53	8,869.47	9,313.20	9,779.47	10,268.27	10,524.80	10,788.27
			Hourly	44.2000	46.4100	48.7300	51.1700	53.7300	56.4200	59.2400	60.7200	62.2400
Deputy City Clerk	NE	C17	Annual	59,280.00	62,254.40	65,374.40	68,640.00	72,072.00	75,670.40	79,456.00	81,452.80	83,491.20
			Monthly	4,940.00	5,187.87	5,447.87	5,720.00	6,006.00	6,305.87	6,621.33	6,787.73	6,957.60
			Hourly	28.5000	29.9300	31.4300	33.0000	34.6500	36.3800	38.2000	39.1600	40.1400
Deputy City Manager	DMG	C30	Annual	111,758.40	117,353.60	123,219.20	129,376.00	135,844.80	142,646.40	149,780.80	153,524.80	157,372.80
			Monthly	9,313.20	9,779.47	10,268.27	10,781.33	11,320.40	11,887.20	12,481.73	12,793.73	13,114.40
			Hourly	53.7300	56.4200	59.2400	62.2000	65.3100	68.5800	72.0100	73.8100	75.6600
Deputy Compliance Director	DMG	C35	Annual	153,046.40	160,700.80	168,729.60	177,174.40	186,035.20	195,332.80	205,108.80	210,246.40	215,508.80
			Monthly	12,753.87	13,391.73	14,060.80	14,764.53	15,502.93	16,277.73	17,092.40	17,520.53	17,959.07
			Hourly	73.5800	77.2600	81.1200	85.1800	89.4400	93.9100	98.6100	101.0800	103.6100
Deputy Finance Director	DMG	C34	Annual	145,745.60	153,025.60	160,680.00	168,708.80	177,153.60	186,014.40	195,312.00	200,200.00	205,212.80
			Monthly	12,145.47	12,752.13	13,390.00	14,059.07	14,762.80	15,501.20	16,276.00	16,683.33	17,101.07
			Hourly	70.0700	73.5700	77.2500	81.1100	85.1700	89.4300	93.9000	96.2500	98.6600
Economic Development Division Manager	DMG	C30	Annual	111,758.40	117,353.60	123,219.20	129,376.00	135,844.80	142,646.40	149,780.80	153,524.80	157,372.80
			Monthly	9,313.20	9,779.47	10,268.27	10,781.33	11,320.40	11,887.20	12,481.73	12,793.73	13,114.40
			Hourly	53.7300	56.4200	59.2400	62.2000	65.3100	68.5800	72.0100	73.8100	75.6600

Attachment: MVCF Resolution 2024-XX [Revision 1] (6505 : FY23/24 MID-YEAR OPERATING & CIP

CITY OF MORENO VALLEY
SALARY SCALE - CAREER POSITIONS
EFFECTIVE 07/06/2024

TITLE	GRP	GRADE										
			A	B	C	D	E	F	G	H	I	
			5.0%		5.0%	5.0%	5.0%	5.0%	5.0%	2.5%	2.5%	
Electric Utility Assistant Manager	PAM	C34	Annual	145,745.60	153,025.60	160,680.00	168,708.80	177,153.60	186,014.40	195,312.00	200,200.00	205,212.80
			Monthly	12,145.47	12,752.13	13,390.00	14,059.07	14,762.80	15,501.20	16,276.00	16,683.33	17,101.07
			Hourly	70.0700	73.5700	77.2500	81.1100	85.1700	89.4300	93.9000	96.2500	98.6600
Electric Utility Division Manager	DMG	C36	Annual	168,438.40	176,862.40	185,702.40	194,979.20	204,734.40	214,968.00	225,721.60	231,358.40	237,140.80
			Monthly	14,036.53	14,738.53	15,475.20	16,248.27	17,061.20	17,914.00	18,810.13	19,279.87	19,761.73
			Hourly	80.9800	85.0300	89.2800	93.7400	98.4300	103.3500	108.5200	111.2300	114.0100
Electric Utility Program Coordinator	PAM	C27	Annual	96,532.80	101,358.40	106,433.60	111,758.40	117,353.60	123,219.20	129,376.00	132,620.80	135,928.00
			Monthly	8,044.40	8,446.53	8,869.47	9,313.20	9,779.47	10,268.27	10,781.33	11,051.73	11,327.33
			Hourly	46.4100	48.7300	51.1700	53.7300	56.4200	59.2400	62.2000	63.7600	65.3500
Emergency Management Coordinator	PAM	C22	Annual	75,628.80	79,414.40	83,387.20	87,547.20	91,915.20	96,512.00	101,337.60	103,875.20	106,475.20
			Monthly	6,302.40	6,617.87	6,948.93	7,295.60	7,659.60	8,042.67	8,444.80	8,656.27	8,872.93
			Hourly	36.3600	38.1800	40.0900	42.0900	44.1900	46.4000	48.7200	49.9400	51.1900
Emergency Management & Volunteer Services Program Manager	DMG	C30	Annual	111,758.40	117,353.60	123,219.20	129,376.00	135,844.80	142,646.40	149,780.80	153,524.80	157,372.80
			Monthly	9,313.20	9,779.47	10,268.27	10,781.33	11,320.40	11,887.20	12,481.73	12,793.73	13,114.40
			Hourly	53.7300	56.4200	59.2400	62.2000	65.3100	68.5800	72.0100	73.8100	75.6600
Engineering Division Manager/Assistant City Engineer	DMG	C34	Annual	145,745.60	153,025.60	160,680.00	168,708.80	177,153.60	186,014.40	195,312.00	200,200.00	205,212.80
			Monthly	12,145.47	12,752.13	13,390.00	14,059.07	14,762.80	15,501.20	16,276.00	16,683.33	17,101.07
			Hourly	70.0700	73.5700	77.2500	81.1100	85.1700	89.4300	93.9000	96.2500	98.6600
Enterprise Systems Administrator	PAM	C31	Annual	117,332.80	123,198.40	129,355.20	135,824.00	142,625.60	149,760.00	157,248.00	161,179.20	165,214.40
			Monthly	9,777.73	10,266.53	10,779.60	11,318.67	11,885.47	12,480.00	13,104.00	13,431.60	13,767.87
			Hourly	56.4100	59.2300	62.1900	65.3000	68.5700	72.0000	75.6000	77.4900	79.4300
Equipment Operator	NE	C17	Annual	59,280.00	62,254.40	65,374.40	68,640.00	72,072.00	75,670.40	79,456.00	81,452.80	83,491.20
			Monthly	4,940.00	5,187.87	5,447.87	5,720.00	6,006.00	6,305.87	6,621.33	6,787.73	6,957.60
			Hourly	28.5000	29.9300	31.4300	33.0000	34.6500	36.3800	38.2000	39.1600	40.1400
Executive Assistant I	NE	C19	Annual	65,332.80	68,598.40	72,030.40	75,628.80	79,414.40	83,387.20	87,547.20	89,731.20	91,977.60
			Monthly	5,444.40	5,716.53	6,002.53	6,302.40	6,617.87	6,948.93	7,295.60	7,477.60	7,664.80
			Hourly	31.4100	32.9800	34.6300	36.3600	38.1800	40.0900	42.0900	43.1400	44.2200
Executive Assistant to Mayor/City Council	DMG	C30	Annual	111,758.40	117,353.60	123,219.20	129,376.00	135,844.80	142,646.40	149,780.80	153,524.80	157,372.80
			Monthly	9,313.20	9,779.47	10,268.27	10,781.33	11,320.40	11,887.20	12,481.73	12,793.73	13,114.40
			Hourly	53.7300	56.4200	59.2400	62.2000	65.3100	68.5800	72.0100	73.8100	75.6600
Facilities Maintenance Mechanic	NE	C15	Annual	53,768.00	56,451.20	59,280.00	62,254.40	65,374.40	68,640.00	72,072.00	73,881.60	75,732.80
			Monthly	4,480.67	4,704.27	4,940.00	5,187.87	5,447.87	5,720.00	6,006.00	6,156.80	6,311.07
			Hourly	25.8500	27.1400	28.5000	29.9300	31.4300	33.0000	34.6500	35.5200	36.4100
Facilities Maintenance Worker	NE	C13	Annual	48,755.20	51,188.80	53,747.20	56,430.40	59,259.20	62,212.80	65,332.80	66,976.00	68,660.80
			Monthly	4,062.93	4,265.73	4,478.93	4,702.53	4,938.27	5,184.40	5,444.40	5,581.33	5,721.73
			Hourly	23.4400	24.6100	25.8400	27.1300	28.4900	29.9100	31.4100	32.2000	33.0100
Financial Operations Division Manager	DMG	C33	Annual	135,574.40	142,355.20	149,468.80	156,936.00	164,777.60	173,014.40	181,667.20	186,201.60	190,860.80
			Monthly	11,297.87	11,862.93	12,455.73	13,078.00	13,731.47	14,417.87	15,138.93	15,516.80	15,905.07
			Hourly	65.1800	68.4400	71.8600	75.4500	79.2200	83.1800	87.3400	89.5200	91.7600

Attachment: MVCF Resolution 2024-XX [Revision 1] (6505 : FY23/24 MID-YEAR OPERATING & CIP

CITY OF MORENO VALLEY
SALARY SCALE - CAREER POSITIONS
EFFECTIVE 07/06/2024

TITLE	GRP	GRADE										
			A	B	C	D	E	F	G	H	I	
			5.0%		5.0%	5.0%	5.0%	5.0%	5.0%	2.5%	2.5%	
Financial Resources Division Manager	DMG	C33	Annual	135,574.40	142,355.20	149,468.80	156,936.00	164,777.60	173,014.40	181,667.20	186,201.60	190,860.80
			Monthly	11,297.87	11,862.93	12,455.73	13,078.00	13,731.47	14,417.87	15,138.93	15,516.80	15,905.07
			Hourly	65.1800	68.4400	71.8600	75.4500	79.2200	83.1800	87.3400	89.5200	91.7600
Fleet & Facilities Division Manager	DMG	C31	Annual	117,332.80	123,198.40	129,355.20	135,824.00	142,625.60	149,760.00	157,248.00	161,179.20	165,214.40
			Monthly	9,777.73	10,266.53	10,779.60	11,318.67	11,885.47	12,480.00	13,104.00	13,431.60	13,767.87
			Hourly	56.4100	59.2300	62.1900	65.3000	68.5700	72.0000	75.6000	77.4900	79.4300
Fleet & Facilities Maintenance Supervisor	PAM	C27	Annual	96,532.80	101,358.40	106,433.60	111,758.40	117,353.60	123,219.20	129,376.00	132,620.80	135,928.00
			Monthly	8,044.40	8,446.53	8,869.47	9,313.20	9,779.47	10,268.27	10,781.33	11,051.73	11,327.33
			Hourly	46.4100	48.7300	51.1700	53.7300	56.4200	59.2400	62.2000	63.7600	65.3500
GIS Administrator	PAM	C29	Annual	106,412.80	111,737.60	117,332.80	123,198.40	129,355.20	135,824.00	142,625.60	146,182.40	149,843.20
			Monthly	8,867.73	9,311.47	9,777.73	10,266.53	10,779.60	11,318.67	11,885.47	12,181.87	12,486.93
			Hourly	51.1600	53.7200	56.4100	59.2300	62.1900	65.3000	68.5700	70.2800	72.0400
GIS Applications Analyst	PAM	C25	Annual	87,568.00	91,956.80	96,553.60	101,379.20	106,454.40	111,779.20	117,374.40	120,307.20	123,323.20
			Monthly	7,297.33	7,663.07	8,046.13	8,448.27	8,871.20	9,314.93	9,781.20	10,025.60	10,276.93
			Hourly	42.1000	44.2100	46.4200	48.7400	51.1800	53.7400	56.4300	57.8400	59.2900
GIS Specialist	NE	C21	Annual	72,051.20	75,649.60	79,435.20	83,408.00	87,588.80	91,977.60	96,574.40	98,987.20	101,462.40
			Monthly	6,004.27	6,304.13	6,619.60	6,950.67	7,299.07	7,664.80	8,047.87	8,248.93	8,455.20
			Hourly	34.6400	36.3700	38.1900	40.1000	42.1100	44.2200	46.4300	47.5900	48.7800
Grants Division Manager	DMG	C33	Annual	135,574.40	142,355.20	149,468.80	156,936.00	164,777.60	173,014.40	181,667.20	186,201.60	190,860.80
			Monthly	11,297.87	11,862.93	12,455.73	13,078.00	13,731.47	14,417.87	15,138.93	15,516.80	15,905.07
			Hourly	65.1800	68.4400	71.8600	75.4500	79.2200	83.1800	87.3400	89.5200	91.7600
Human Resources Analyst	PAM	C24	Annual	83,387.20	87,547.20	91,915.20	96,512.00	101,337.60	106,412.80	111,737.60	114,524.80	117,395.20
			Monthly	6,948.93	7,295.60	7,659.60	8,042.67	8,444.80	8,867.73	9,311.47	9,543.73	9,782.93
			Hourly	40.0900	42.0900	44.1900	46.4000	48.7200	51.1600	53.7200	55.0600	56.4400
Human Resources Division Manager	DMG	C34	Annual	145,745.60	153,025.60	160,680.00	168,708.80	177,153.60	186,014.40	195,312.00	200,200.00	205,212.80
			Monthly	12,145.47	12,752.13	13,390.00	14,059.07	14,762.80	15,501.20	16,276.00	16,683.33	17,101.07
			Hourly	70.0700	73.5700	77.2500	81.1100	85.1700	89.4300	93.9000	96.2500	98.6600
Human Resources Technician	NE	C22	Annual	75,628.80	79,414.40	83,387.20	87,547.20	91,915.20	96,512.00	101,337.60	103,875.20	106,475.20
			Monthly	6,302.40	6,617.87	6,948.93	7,295.60	7,659.60	8,042.67	8,444.80	8,656.27	8,872.93
			Hourly	36.3600	38.1800	40.0900	42.0900	44.1900	46.4000	48.7200	49.9400	51.1900
Information Technology Technician	NE	C20	Annual	68,598.40	72,030.40	75,628.80	79,414.40	83,387.20	87,547.20	91,915.20	94,203.20	96,553.60
			Monthly	5,716.53	6,002.53	6,302.40	6,617.87	6,948.93	7,295.60	7,659.60	7,850.27	8,046.13
			Hourly	32.9800	34.6300	36.3600	38.1800	40.0900	42.0900	44.1900	45.2900	46.4200
Landscape Services Inspector	NE	C18	Annual	62,233.60	65,353.60	68,619.20	72,051.20	75,649.60	79,435.20	83,408.00	85,488.00	87,630.40
			Monthly	5,186.13	5,446.13	5,718.27	6,004.27	6,304.13	6,619.60	6,950.67	7,124.00	7,302.53
			Hourly	29.9200	31.4200	32.9900	34.6400	36.3700	38.1900	40.1000	41.1000	42.1300
Lead Facilities Maintenance Worker	NE	C18	Annual	62,233.60	65,353.60	68,619.20	72,051.20	75,649.60	79,435.20	83,408.00	85,488.00	87,630.40
			Monthly	5,186.13	5,446.13	5,718.27	6,004.27	6,304.13	6,619.60	6,950.67	7,124.00	7,302.53
			Hourly	29.9200	31.4200	32.9900	34.6400	36.3700	38.1900	40.1000	41.1000	42.1300

Attachment: MVCF Resolution 2024-XX [Revision 1] (6505 : FY23/24 MID-YEAR OPERATING & CIP

CITY OF MORENO VALLEY
SALARY SCALE - CAREER POSITIONS
EFFECTIVE 07/06/2024

TITLE	GRP	GRADE										
			A	B	C	D	E	F	G	H	I	
			5.0%		5.0%	5.0%	5.0%	5.0%	5.0%	5.0%	2.5%	2.5%
Lead Maintenance Worker	NE	C19	Annual	65,332.80	68,598.40	72,030.40	75,628.80	79,414.40	83,387.20	87,547.20	89,731.20	91,977.60
			Monthly	5,444.40	5,716.53	6,002.53	6,302.40	6,617.87	6,948.93	7,295.60	7,477.60	7,664.80
			Hourly	31.4100	32.9800	34.6300	36.3600	38.1800	40.0900	42.0900	43.1400	44.2200
Lead Parks Maintenance Worker	NE	C15	Annual	53,768.00	56,451.20	59,280.00	62,254.40	65,374.40	68,640.00	72,072.00	73,881.60	75,732.80
			Monthly	4,480.67	4,704.27	4,940.00	5,187.87	5,447.87	5,720.00	6,006.00	6,156.80	6,311.07
			Hourly	25.8500	27.1400	28.5000	29.9300	31.4300	33.0000	34.6500	35.5200	36.4100
Lead Traffic Sign/Marking Technician	NE	C18	Annual	62,233.60	65,353.60	68,619.20	72,051.20	75,649.60	79,435.20	83,408.00	85,488.00	87,630.40
			Monthly	5,186.13	5,446.13	5,718.27	6,004.27	6,304.13	6,619.60	6,950.67	7,124.00	7,302.53
			Hourly	29.9200	31.4200	32.9900	34.6400	36.3700	38.1900	40.1000	41.1000	42.1300
Lead Vehicle/Equipment Technician	NE	C19	Annual	65,332.80	68,598.40	72,030.40	75,628.80	79,414.40	83,387.20	87,547.20	89,731.20	91,977.60
			Monthly	5,444.40	5,716.53	6,002.53	6,302.40	6,617.87	6,948.93	7,295.60	7,477.60	7,664.80
			Hourly	31.4100	32.9800	34.6300	36.3600	38.1800	40.0900	42.0900	43.1400	44.2200
Maintenance & Operations Division Manager	DMG	C31	Annual	117,332.80	123,198.40	129,355.20	135,824.00	142,625.60	149,760.00	157,248.00	161,179.20	165,214.40
			Monthly	9,777.73	10,266.53	10,779.60	11,318.67	11,885.47	12,480.00	13,104.00	13,431.60	13,767.87
			Hourly	56.4100	59.2300	62.1900	65.3000	68.5700	72.0000	75.6000	77.4900	79.4300
Maintenance Worker I	NE	C12	Annual	46,446.40	48,776.00	51,209.60	53,768.00	56,451.20	59,280.00	62,254.40	63,814.40	65,416.00
			Monthly	3,870.53	4,064.67	4,267.47	4,480.67	4,704.27	4,940.00	5,187.87	5,317.87	5,451.33
			Hourly	22.3300	23.4500	24.6200	25.8500	27.1400	28.5000	29.9300	30.6800	31.4500
Maintenance Worker II	NE	C15	Annual	53,768.00	56,451.20	59,280.00	62,254.40	65,374.40	68,640.00	72,072.00	73,881.60	75,732.80
			Monthly	4,480.67	4,704.27	4,940.00	5,187.87	5,447.87	5,720.00	6,006.00	6,156.80	6,311.07
			Hourly	25.8500	27.1400	28.5000	29.9300	31.4300	33.0000	34.6500	35.5200	36.4100
Maintenance Worker/Work Release Coordinator	NE	C16	Annual	56,451.20	59,280.00	62,254.40	65,374.40	68,640.00	72,072.00	75,670.40	77,563.20	79,497.60
			Monthly	4,704.27	4,940.00	5,187.87	5,447.87	5,720.00	6,006.00	6,305.87	6,463.60	6,624.80
			Hourly	27.1400	28.5000	29.9300	31.4300	33.0000	34.6500	36.3800	37.2900	38.2200
Management Aide	NE	C18	Annual	62,233.60	65,353.60	68,619.20	72,051.20	75,649.60	79,435.20	83,408.00	85,488.00	87,630.40
			Monthly	5,186.13	5,446.13	5,718.27	6,004.27	6,304.13	6,619.60	6,950.67	7,124.00	7,302.53
			Hourly	29.9200	31.4200	32.9900	34.6400	36.3700	38.1900	40.1000	41.1000	42.1300
Management Analyst	PAM	C24	Annual	83,387.20	87,547.20	91,915.20	96,512.00	101,337.60	106,412.80	111,737.60	114,524.80	117,395.20
			Monthly	6,948.93	7,295.60	7,659.60	8,042.67	8,444.80	8,867.73	9,311.47	9,543.73	9,782.93
			Hourly	40.0900	42.0900	44.1900	46.4000	48.7200	51.1600	53.7200	55.0600	56.4400
Management Assistant	PAM	C22	Annual	75,628.80	79,414.40	83,387.20	87,547.20	91,915.20	96,512.00	101,337.60	103,875.20	106,475.20
			Monthly	6,302.40	6,617.87	6,948.93	7,295.60	7,659.60	8,042.67	8,444.80	8,656.27	8,872.93
			Hourly	36.3600	38.1800	40.0900	42.0900	44.1900	46.4000	48.7200	49.9400	51.1900
Media & Communications Division Manager	DMG	C33	Annual	135,574.40	142,355.20	149,468.80	156,936.00	164,777.60	173,014.40	181,667.20	186,201.60	190,860.80
			Monthly	11,297.87	11,862.93	12,455.73	13,078.00	13,731.47	14,417.87	15,138.93	15,516.80	15,905.07
			Hourly	65.1800	68.4400	71.8600	75.4500	79.2200	83.1800	87.3400	89.5200	91.7600
Network Administrator	PAM	C31	Annual	117,332.80	123,198.40	129,355.20	135,824.00	142,625.60	149,760.00	157,248.00	161,179.20	165,214.40
			Monthly	9,777.73	10,266.53	10,779.60	11,318.67	11,885.47	12,480.00	13,104.00	13,431.60	13,767.87
			Hourly	56.4100	59.2300	62.1900	65.3000	68.5700	72.0000	75.6000	77.4900	79.4300

Attachment: MVCF Resolution 2024-XX [Revision 1] (6505 : FY23/24 MID-YEAR OPERATING & CIP

CITY OF MORENO VALLEY
SALARY SCALE - CAREER POSITIONS
EFFECTIVE 07/06/2024

TITLE	GRP	GRADE										
				A	B	C	D	E	F	G	H	I
				5.0%		5.0%	5.0%	5.0%	5.0%	5.0%	2.5%	2.5%
Network & Systems Specialist	PAM	C24	Annual	83,387.20	87,547.20	91,915.20	96,512.00	101,337.60	106,412.80	111,737.60	114,524.80	117,395.20
			Monthly	6,948.93	7,295.60	7,659.60	8,042.67	8,444.80	8,867.73	9,311.47	9,543.73	9,782.93
			Hourly	40.0900	42.0900	44.1900	46.4000	48.7200	51.1600	53.7200	55.0600	56.4400
Paralegal	NE	C20	Annual	68,598.40	72,030.40	75,628.80	79,414.40	83,387.20	87,547.20	91,915.20	94,203.20	96,553.60
			Monthly	5,716.53	6,002.53	6,302.40	6,617.87	6,948.93	7,295.60	7,659.60	7,850.27	8,046.13
			Hourly	32.9800	34.6300	36.3600	38.1800	40.0900	42.0900	44.1900	45.2900	46.4200
Park Ranger	NE	C16	Annual	56,451.20	59,280.00	62,254.40	65,374.40	68,640.00	72,072.00	75,670.40	77,563.20	79,497.60
			Monthly	4,704.27	4,940.00	5,187.87	5,447.87	5,720.00	6,006.00	6,305.87	6,463.60	6,624.80
			Hourly	27.1400	28.5000	29.9300	31.4300	33.0000	34.6500	36.3800	37.2900	38.2200
Parking Control Officer	NE	C12	Annual	46,446.40	48,776.00	51,209.60	53,768.00	56,451.20	59,280.00	62,254.40	63,814.40	65,416.00
			Monthly	3,870.53	4,064.67	4,267.47	4,480.67	4,704.27	4,940.00	5,187.87	5,317.87	5,451.33
			Hourly	22.3300	23.4500	24.6200	25.8500	27.1400	28.5000	29.9300	30.6800	31.4500
Parks & Community Services Administration & Financial Services Division Manager	DMG	C30	Annual	111,758.40	117,353.60	123,219.20	129,376.00	135,844.80	142,646.40	149,780.80	153,524.80	157,372.80
			Monthly	9,313.20	9,779.47	10,268.27	10,781.33	11,320.40	11,887.20	12,481.73	12,793.73	13,114.40
			Hourly	53.7300	56.4200	59.2400	62.2000	65.3100	68.5800	72.0100	73.8100	75.6600
Parks & Landscape Services Division Manager	DMG	C31	Annual	117,332.80	123,198.40	129,355.20	135,824.00	142,625.60	149,760.00	157,248.00	161,179.20	165,214.40
			Monthly	9,777.73	10,266.53	10,779.60	11,318.67	11,885.47	12,480.00	13,104.00	13,431.60	13,767.87
			Hourly	56.4100	59.2300	62.1900	65.3000	68.5700	72.0000	75.6000	77.4900	79.4300
Parks Maintenance Supervisor	PAM	C25	Annual	87,568.00	91,956.80	96,553.60	101,379.20	106,454.40	111,779.20	117,374.40	120,307.20	123,323.20
			Monthly	7,297.33	7,663.07	8,046.13	8,448.27	8,871.20	9,314.93	9,781.20	10,025.60	10,276.93
			Hourly	42.1000	44.2100	46.4200	48.7400	51.1800	53.7400	56.4300	57.8400	59.2900
Parks Maintenance Worker	NE	C12	Annual	46,446.40	48,776.00	51,209.60	53,768.00	56,451.20	59,280.00	62,254.40	63,814.40	65,416.00
			Monthly	3,870.53	4,064.67	4,267.47	4,480.67	4,704.27	4,940.00	5,187.87	5,317.87	5,451.33
			Hourly	22.3300	23.4500	24.6200	25.8500	27.1400	28.5000	29.9300	30.6800	31.4500
Parks Project Manager	PAM	C25	Annual	87,568.00	91,956.80	96,553.60	101,379.20	106,454.40	111,779.20	117,374.40	120,307.20	123,323.20
			Monthly	7,297.33	7,663.07	8,046.13	8,448.27	8,871.20	9,314.93	9,781.20	10,025.60	10,276.93
			Hourly	42.1000	44.2100	46.4200	48.7400	51.1800	53.7400	56.4300	57.8400	59.2900
Payroll Supervisor	PAM	C26	Annual	91,936.00	96,532.80	101,358.40	106,433.60	111,758.40	117,353.60	123,219.20	126,297.60	129,459.20
			Monthly	7,661.33	8,044.40	8,446.53	8,869.47	9,313.20	9,779.47	10,268.27	10,524.80	10,788.27
			Hourly	44.2000	46.4100	48.7300	51.1700	53.7300	56.4200	59.2400	60.7200	62.2400
Permit Technician	NE	C18	Annual	62,233.60	65,353.60	68,619.20	72,051.20	75,649.60	79,435.20	83,408.00	85,488.00	87,630.40
			Monthly	5,186.13	5,446.13	5,718.27	6,004.27	6,304.13	6,619.60	6,950.67	7,124.00	7,302.53
			Hourly	29.9200	31.4200	32.9900	34.6400	36.3700	38.1900	40.1000	41.1000	42.1300
Planning Division Manager/Official	DMG	C34	Annual	145,745.60	153,025.60	160,680.00	168,708.80	177,153.60	186,014.40	195,312.00	200,200.00	205,212.80
			Monthly	12,145.47	12,752.13	13,390.00	14,059.07	14,762.80	15,501.20	16,276.00	16,683.33	17,101.07
			Hourly	70.0700	73.5700	77.2500	81.1100	85.1700	89.4300	93.9000	96.2500	98.6600
Power Supply Manager	PAM	C32	Annual	126,131.20	132,433.60	139,048.00	145,995.20	153,296.00	160,971.20	169,020.80	173,243.20	177,569.60
			Monthly	10,510.93	11,036.13	11,587.33	12,166.27	12,774.67	13,414.27	14,085.07	14,436.93	14,797.47
			Hourly	60.6400	63.6700	66.8500	70.1900	73.7000	77.3900	81.2600	83.2900	85.3700

Attachment: MVCF Resolution 2024-XX [Revision 1] (6505 : FY23/24 MID-YEAR OPERATING & CIP

CITY OF MORENO VALLEY
SALARY SCALE - CAREER POSITIONS
EFFECTIVE 07/06/2024

TITLE	GRP	GRADE										
			A	B	C	D	E	F	G	H	I	
			5.0%		5.0%	5.0%	5.0%	5.0%	5.0%	2.5%	2.5%	
Principal Accountant	PAM	C28	Annual	101,358.40	106,433.60	111,758.40	117,353.60	123,219.20	129,376.00	135,844.80	139,235.20	142,708.80
			Monthly	8,446.53	8,869.47	9,313.20	9,779.47	10,268.27	10,781.33	11,320.40	11,602.93	11,892.40
			Hourly	48.7300	51.1700	53.7300	56.4200	59.2400	62.2000	65.3100	66.9400	68.6100
Principal Engineer	DMG	C33	Annual	135,574.40	142,355.20	149,468.80	156,936.00	164,777.60	173,014.40	181,667.20	186,201.60	190,860.80
			Monthly	11,297.87	11,862.93	12,455.73	13,078.00	13,731.47	14,417.87	15,138.93	15,516.80	15,905.07
			Hourly	65.1800	68.4400	71.8600	75.4500	79.2200	83.1800	87.3400	89.5200	91.7600
Principal Engineer/City Traffic Engineer	DMG	C33	Annual	135,574.40	142,355.20	149,468.80	156,936.00	164,777.60	173,014.40	181,667.20	186,201.60	190,860.80
			Monthly	11,297.87	11,862.93	12,455.73	13,078.00	13,731.47	14,417.87	15,138.93	15,516.80	15,905.07
			Hourly	65.1800	68.4400	71.8600	75.4500	79.2200	83.1800	87.3400	89.5200	91.7600
Principal Planner	PAM	C33	Annual	135,574.40	142,355.20	149,468.80	156,936.00	164,777.60	173,014.40	181,667.20	186,201.60	190,860.80
			Monthly	11,297.87	11,862.93	12,455.73	13,078.00	13,731.47	14,417.87	15,138.93	15,516.80	15,905.07
			Hourly	65.1800	68.4400	71.8600	75.4500	79.2200	83.1800	87.3400	89.5200	91.7600
Program Analyst	PAM	C24	Annual	83,387.20	87,547.20	91,915.20	96,512.00	101,337.60	106,412.80	111,737.60	114,524.80	117,395.20
			Monthly	6,948.93	7,295.60	7,659.60	8,042.67	8,444.80	8,867.73	9,311.47	9,543.73	9,782.93
			Hourly	40.0900	42.0900	44.1900	46.4000	48.7200	51.1600	53.7200	55.0600	56.4400
Public Information/Intergovernmental Relations Officer	PAM	C28	Annual	101,358.40	106,433.60	111,758.40	117,353.60	123,219.20	129,376.00	135,844.80	139,235.20	142,708.80
			Monthly	8,446.53	8,869.47	9,313.20	9,779.47	10,268.27	10,781.33	11,320.40	11,602.93	11,892.40
			Hourly	48.7300	51.1700	53.7300	56.4200	59.2400	62.2000	65.3100	66.9400	68.6100
Public Safety Contracts Administrator	DMG	C30	Annual	111,758.40	117,353.60	123,219.20	129,376.00	135,844.80	142,646.40	149,780.80	153,524.80	157,372.80
			Monthly	9,313.20	9,779.47	10,268.27	10,781.33	11,320.40	11,887.20	12,481.73	12,793.73	13,114.40
			Hourly	53.7300	56.4200	59.2400	62.2000	65.3100	68.5800	72.0100	73.8100	75.6600
Purchasing Division Manager	DMG	C32	Annual	126,131.20	132,433.60	139,048.00	145,995.20	153,296.00	160,971.20	169,020.80	173,243.20	177,569.60
			Monthly	10,510.93	11,036.13	11,587.33	12,166.27	12,774.67	13,414.27	14,085.07	14,436.93	14,797.47
			Hourly	60.6400	63.6700	66.8500	70.1900	73.7000	77.3900	81.2600	83.2900	85.3700
Recycling Specialist	NE	C16	Annual	56,451.20	59,280.00	62,254.40	65,374.40	68,640.00	72,072.00	75,670.40	77,563.20	79,497.60
			Monthly	4,704.27	4,940.00	5,187.87	5,447.87	5,720.00	6,006.00	6,305.87	6,463.60	6,624.80
			Hourly	27.1400	28.5000	29.9300	31.4300	33.0000	34.6500	36.3800	37.2900	38.2200
Registered Veterinary Technician	NE	C16	Annual	56,451.20	59,280.00	62,254.40	65,374.40	68,640.00	72,072.00	75,670.40	77,563.20	79,497.60
			Monthly	4,704.27	4,940.00	5,187.87	5,447.87	5,720.00	6,006.00	6,305.87	6,463.60	6,624.80
			Hourly	27.1400	28.5000	29.9300	31.4300	33.0000	34.6500	36.3800	37.2900	38.2200
Security Guard	NE	C08	Annual	38,209.60	40,123.20	42,120.00	44,220.80	46,425.60	48,755.20	51,188.80	52,478.40	53,788.80
			Monthly	3,184.13	3,343.60	3,510.00	3,685.07	3,868.80	4,062.93	4,265.73	4,373.20	4,482.40
			Hourly	18.3700	19.2900	20.2500	21.2600	22.3200	23.4400	24.6100	25.2300	25.8600
Senior Accountant	PAM	C25	Annual	87,568.00	91,956.80	96,553.60	101,379.20	106,454.40	111,779.20	117,374.40	120,307.20	123,323.20
			Monthly	7,297.33	7,663.07	8,046.13	8,448.27	8,871.20	9,314.93	9,781.20	10,025.60	10,276.93
			Hourly	42.1000	44.2100	46.4200	48.7400	51.1800	53.7400	56.4300	57.8400	59.2900
Senior Administrative Assistant	NE	C17	Annual	59,280.00	62,254.40	65,374.40	68,640.00	72,072.00	75,670.40	79,456.00	81,452.80	83,491.20
			Monthly	4,940.00	5,187.87	5,447.87	5,720.00	6,006.00	6,305.87	6,621.33	6,787.73	6,957.60
			Hourly	28.5000	29.9300	31.4300	33.0000	34.6500	36.3800	38.2000	39.1600	40.1400

Attachment: MVCF Resolution 2024-XX [Revision 1] (6505 : FY23/24 MID-YEAR OPERATING & CIP

CITY OF MORENO VALLEY
SALARY SCALE - CAREER POSITIONS
EFFECTIVE 07/06/2024

TITLE	GRP	GRADE										
			A	B	C	D	E	F	G	H	I	
			5.0%		5.0%	5.0%	5.0%	5.0%	5.0%	2.5%	2.5%	
Senior Applications Analyst	PAM	C27	Annual	96,532.80	101,358.40	106,433.60	111,758.40	117,353.60	123,219.20	129,376.00	132,620.80	135,928.00
			Monthly	8,044.40	8,446.53	8,869.47	9,313.20	9,779.47	10,268.27	10,781.33	11,051.73	11,327.33
			Hourly	46,410.00	48,730.00	51,170.00	53,730.00	56,420.00	59,240.00	62,200.00	63,760.00	65,350.00
Senior Building Inspector	PAM	C25	Annual	87,568.00	91,956.80	96,553.60	101,379.20	106,454.40	111,779.20	117,374.40	120,307.20	123,323.20
			Monthly	7,297.33	7,663.07	8,046.13	8,448.27	8,871.20	9,314.93	9,781.20	10,025.60	10,276.93
			Hourly	42,100.00	44,210.00	46,420.00	48,740.00	51,180.00	53,740.00	56,430.00	57,840.00	59,290.00
Senior Community Enhancement Officer	PAM	C22	Annual	75,628.80	79,414.40	83,387.20	87,547.20	91,915.20	96,512.00	101,337.60	103,875.20	106,475.20
			Monthly	6,302.40	6,617.87	6,948.93	7,295.60	7,659.60	8,042.67	8,444.80	8,656.27	8,872.93
			Hourly	36,360.00	38,180.00	40,090.00	42,090.00	44,190.00	46,400.00	48,720.00	49,940.00	51,190.00
Senior Construction Inspector	PAM	C23	Annual	79,435.20	83,408.00	87,588.80	91,977.60	96,574.40	101,400.00	106,475.20	109,137.60	111,862.40
			Monthly	6,619.60	6,950.67	7,299.07	7,664.80	8,047.87	8,450.00	8,872.93	9,094.80	9,321.87
			Hourly	38,190.00	40,100.00	42,110.00	44,220.00	46,430.00	48,750.00	51,190.00	52,470.00	53,780.00
Senior Deputy City Clerk	DMG	C30	Annual	111,758.40	117,353.60	123,219.20	129,376.00	135,844.80	142,646.40	149,780.80	153,524.80	157,372.80
			Monthly	9,313.20	9,779.47	10,268.27	10,781.33	11,320.40	11,887.20	12,481.73	12,793.73	13,114.40
			Hourly	53,730.00	56,420.00	59,240.00	62,200.00	65,310.00	68,580.00	72,010.00	73,810.00	75,660.00
Senior Electrical Engineer	PAM	C31	Annual	117,332.80	123,198.40	129,355.20	135,824.00	142,625.60	149,760.00	157,248.00	161,179.20	165,214.40
			Monthly	9,777.73	10,266.53	10,779.60	11,318.67	11,885.47	12,480.00	13,104.00	13,431.60	13,767.87
			Hourly	56,410.00	59,230.00	62,190.00	65,300.00	68,570.00	72,000.00	75,600.00	77,490.00	79,430.00
Senior Engineer, P.E.	PAM	C31	Annual	117,332.80	123,198.40	129,355.20	135,824.00	142,625.60	149,760.00	157,248.00	161,179.20	165,214.40
			Monthly	9,777.73	10,266.53	10,779.60	11,318.67	11,885.47	12,480.00	13,104.00	13,431.60	13,767.87
			Hourly	56,410.00	59,230.00	62,190.00	65,300.00	68,570.00	72,000.00	75,600.00	77,490.00	79,430.00
Senior Equipment Operator	NE	C18	Annual	62,233.60	65,353.60	68,619.20	72,051.20	75,649.60	79,435.20	83,408.00	85,488.00	87,630.40
			Monthly	5,186.13	5,446.13	5,718.27	6,004.27	6,304.13	6,619.60	6,950.67	7,124.00	7,302.53
			Hourly	29,920.00	31,420.00	32,990.00	34,640.00	36,370.00	38,190.00	40,100.00	41,100.00	42,130.00
Senior Graphics Designer	NE	C19	Annual	65,332.80	68,598.40	72,030.40	75,628.80	79,414.40	83,387.20	87,547.20	89,731.20	91,977.60
			Monthly	5,444.40	5,716.53	6,002.53	6,302.40	6,617.87	6,948.93	7,295.60	7,477.60	7,664.80
			Hourly	31,410.00	32,980.00	34,630.00	36,360.00	38,180.00	40,090.00	42,090.00	43,140.00	44,220.00
Senior Human Resources Analyst	PAM	C27	Annual	96,532.80	101,358.40	106,433.60	111,758.40	117,353.60	123,219.20	129,376.00	132,620.80	135,928.00
			Monthly	8,044.40	8,446.53	8,869.47	9,313.20	9,779.47	10,268.27	10,781.33	11,051.73	11,327.33
			Hourly	46,410.00	48,730.00	51,170.00	53,730.00	56,420.00	59,240.00	62,200.00	63,760.00	65,350.00
Senior Landscape Services Inspector	PAM	C20	Annual	68,598.40	72,030.40	75,628.80	79,414.40	83,387.20	87,547.20	91,915.20	94,203.20	96,553.60
			Monthly	5,716.53	6,002.53	6,302.40	6,617.87	6,948.93	7,295.60	7,659.60	7,850.27	8,046.13
			Hourly	32,980.00	34,630.00	36,360.00	38,180.00	40,090.00	42,090.00	44,190.00	45,290.00	46,420.00
Senior Management Analyst	PAM	C27	Annual	96,532.80	101,358.40	106,433.60	111,758.40	117,353.60	123,219.20	129,376.00	132,620.80	135,928.00
			Monthly	8,044.40	8,446.53	8,869.47	9,313.20	9,779.47	10,268.27	10,781.33	11,051.73	11,327.33
			Hourly	46,410.00	48,730.00	51,170.00	53,730.00	56,420.00	59,240.00	62,200.00	63,760.00	65,350.00
Senior Office Assistant	NE	C13	Annual	48,755.20	51,188.80	53,747.20	56,430.40	59,259.20	62,212.80	65,332.80	66,976.00	68,660.80
			Monthly	4,062.93	4,265.73	4,478.93	4,702.53	4,938.27	5,184.40	5,444.40	5,581.33	5,721.73
			Hourly	23,440.00	24,610.00	25,840.00	27,130.00	28,490.00	29,910.00	31,410.00	32,200.00	33,010.00

Attachment: MVCF Resolution 2024-XX [Revision 1] (6505 : FY23/24 MID-YEAR OPERATING & CIP

CITY OF MORENO VALLEY
SALARY SCALE - CAREER POSITIONS
EFFECTIVE 07/06/2024

TITLE	GRP	GRADE										
				A	B	C	D	E	F	G	H	I
				5.0%	5.0%	5.0%	5.0%	5.0%	5.0%	2.5%	2.5%	
Senior Parking Control Officer	NE	C14	Annual	51,209.60	53,768.00	56,451.20	59,280.00	62,254.40	65,374.40	68,640.00	70,366.40	72,134.40
			Monthly	4,267.47	4,480.67	4,704.27	4,940.00	5,187.87	5,447.87	5,720.00	5,863.87	6,011.20
			Hourly	24.6200	25.8500	27.1400	28.5000	29.9300	31.4300	33.0000	33.8300	34.6800
Senior Parks Maintenance Technician	NE	C19	Annual	65,332.80	68,598.40	72,030.40	75,628.80	79,414.40	83,387.20	87,547.20	89,731.20	91,977.60
			Monthly	5,444.40	5,716.53	6,002.53	6,302.40	6,617.87	6,948.93	7,295.60	7,477.60	7,664.80
			Hourly	31.4100	32.9800	34.6300	36.3600	38.1800	40.0900	42.0900	43.1400	44.2200
Senior Payroll Technician	NE	C18	Annual	62,233.60	65,353.60	68,619.20	72,051.20	75,649.60	79,435.20	83,408.00	85,488.00	87,630.40
			Monthly	5,186.13	5,446.13	5,718.27	6,004.27	6,304.13	6,619.60	6,950.67	7,124.00	7,302.53
			Hourly	29.9200	31.4200	32.9900	34.6400	36.3700	38.1900	40.1000	41.1000	42.1300
Senior Permit Technician	NE	C20	Annual	68,598.40	72,030.40	75,628.80	79,414.40	83,387.20	87,547.20	91,915.20	94,203.20	96,553.60
			Monthly	5,716.53	6,002.53	6,302.40	6,617.87	6,948.93	7,295.60	7,659.60	7,850.27	8,046.13
			Hourly	32.9800	34.6300	36.3600	38.1800	40.0900	42.0900	44.1900	45.2900	46.4200
Senior Planner	PAM	C27	Annual	96,532.80	101,358.40	106,433.60	111,758.40	117,353.60	123,219.20	129,376.00	132,620.80	135,928.00
			Monthly	8,044.40	8,446.53	8,869.47	9,313.20	9,779.47	10,268.27	10,781.33	11,051.73	11,327.33
			Hourly	46.4100	48.7300	51.1700	53.7300	56.4200	59.2400	62.2000	63.7600	65.3500
Senior Risk Analyst	PAM	C27	Annual	96,532.80	101,358.40	106,433.60	111,758.40	117,353.60	123,219.20	129,376.00	132,620.80	135,928.00
			Monthly	8,044.40	8,446.53	8,869.47	9,313.20	9,779.47	10,268.27	10,781.33	11,051.73	11,327.33
			Hourly	46.4100	48.7300	51.1700	53.7300	56.4200	59.2400	62.2000	63.7600	65.3500
Senior Telecommunications Technician	NE	C22	Annual	75,628.80	79,414.40	83,387.20	87,547.20	91,915.20	96,512.00	101,337.60	103,875.20	106,475.20
			Monthly	6,302.40	6,617.87	6,948.93	7,295.60	7,659.60	8,042.67	8,444.80	8,656.27	8,872.93
			Hourly	36.3600	38.1800	40.0900	42.0900	44.1900	46.4000	48.7200	49.9400	51.1900
Senior Traffic Signal Technician	PAM	C23	Annual	79,435.20	83,408.00	87,588.80	91,977.60	96,574.40	101,400.00	106,475.20	109,137.60	111,862.40
			Monthly	6,619.60	6,950.67	7,299.07	7,664.80	8,047.87	8,450.00	8,872.93	9,094.80	9,321.87
			Hourly	38.1900	40.1000	42.1100	44.2200	46.4300	48.7500	51.1900	52.4700	53.7800
Special Districts Division Manager	DMG	C34	Annual	145,745.60	153,025.60	160,680.00	168,708.80	177,153.60	186,014.40	195,312.00	200,200.00	205,212.80
			Monthly	12,145.47	12,752.13	13,390.00	14,059.07	14,762.80	15,501.20	16,276.00	16,683.33	17,101.07
			Hourly	70.0700	73.5700	77.2500	81.1100	85.1700	89.4300	93.9000	96.2500	98.6600
Special Events & Facilities Division Manager	DMG	C30	Annual	111,758.40	117,353.60	123,219.20	129,376.00	135,844.80	142,646.40	149,780.80	153,524.80	157,372.80
			Monthly	9,313.20	9,779.47	10,268.27	10,781.33	11,320.40	11,887.20	12,481.73	12,793.73	13,114.40
			Hourly	53.7300	56.4200	59.2400	62.2000	65.3100	68.5800	72.0100	73.8100	75.6600
Storekeeper	NE	C14	Annual	51,209.60	53,768.00	56,451.20	59,280.00	62,254.40	65,374.40	68,640.00	70,366.40	72,134.40
			Monthly	4,267.47	4,480.67	4,704.27	4,940.00	5,187.87	5,447.87	5,720.00	5,863.87	6,011.20
			Hourly	24.6200	25.8500	27.1400	28.5000	29.9300	31.4300	33.0000	33.8300	34.6800
Strategic Initiatives Manager	DMG	C34	Annual	145,745.60	153,025.60	160,680.00	168,708.80	177,153.60	186,014.40	195,312.00	200,200.00	205,212.80
			Monthly	12,145.47	12,752.13	13,390.00	14,059.07	14,762.80	15,501.20	16,276.00	16,683.33	17,101.07
			Hourly	70.0700	73.5700	77.2500	81.1100	85.1700	89.4300	93.9000	96.2500	98.6600
Street Maintenance Supervisor	PAM	C25	Annual	87,568.00	91,956.80	96,553.60	101,379.20	106,454.40	111,779.20	117,374.40	120,307.20	123,323.20
			Monthly	7,297.33	7,663.07	8,046.13	8,448.27	8,871.20	9,314.93	9,781.20	10,025.60	10,276.93
			Hourly	42.1000	44.2100	46.4200	48.7400	51.1800	53.7400	56.4300	57.8400	59.2900

Attachment: MVCF Resolution 2024-XX [Revision 1] (6505 : FY23/24 MID-YEAR OPERATING & CIP

CITY OF MORENO VALLEY
SALARY SCALE - CAREER POSITIONS
EFFECTIVE 07/06/2024

TITLE	GRP	GRADE										
			A	B	C	D	E	F	G	H	I	
				5.0%	5.0%	5.0%	5.0%	5.0%	5.0%	5.0%	2.5%	2.5%
Telecommunications Engineer/Administrator	PAM	C29	Annual	106,412.80	111,737.60	117,332.80	123,198.40	129,355.20	135,824.00	142,625.60	146,182.40	149,843.20
			Monthly	8,867.73	9,311.47	9,777.73	10,266.53	10,779.60	11,318.67	11,885.47	12,181.87	12,486.93
			Hourly	51.1600	53.7200	56.4100	59.2300	62.1900	65.3000	68.5700	70.2800	72.0400
Telecommunications Technician	NE	C20	Annual	68,598.40	72,030.40	75,628.80	79,414.40	83,387.20	87,547.20	91,915.20	94,203.20	96,553.60
			Monthly	5,716.53	6,002.53	6,302.40	6,617.87	6,948.93	7,295.60	7,659.60	7,850.27	8,046.13
			Hourly	32.9800	34.6300	36.3600	38.1800	40.0900	42.0900	44.1900	45.2900	46.4200
Traffic Operations Supervisor	PAM	C26	Annual	91,936.00	96,532.80	101,358.40	106,433.60	111,758.40	117,353.60	123,219.20	126,297.60	129,459.20
			Monthly	7,661.33	8,044.40	8,446.53	8,869.47	9,313.20	9,779.47	10,268.27	10,524.80	10,788.27
			Hourly	44.2000	46.4100	48.7300	51.1700	53.7300	56.4200	59.2400	60.7200	62.2400
Traffic Signal Technician	NE	C22	Annual	75,628.80	79,414.40	83,387.20	87,547.20	91,915.20	96,512.00	101,337.60	103,875.20	106,475.20
			Monthly	6,302.40	6,617.87	6,948.93	7,295.60	7,659.60	8,042.67	8,444.80	8,656.27	8,872.93
			Hourly	36.3600	38.1800	40.0900	42.0900	44.1900	46.4000	48.7200	49.9400	51.1900
Traffic Sign/Marking Technician I	NE	C13	Annual	48,755.20	51,188.80	53,747.20	56,430.40	59,259.20	62,212.80	65,332.80	66,976.00	68,660.80
			Monthly	4,062.93	4,265.73	4,478.93	4,702.53	4,938.27	5,184.40	5,444.40	5,581.33	5,721.73
			Hourly	23.4400	24.6100	25.8400	27.1300	28.4900	29.9100	31.4100	32.2000	33.0100
Traffic Sign/Marking Technician II	NE	C15	Annual	53,768.00	56,451.20	59,280.00	62,254.40	65,374.40	68,640.00	72,072.00	73,881.60	75,732.80
			Monthly	4,480.67	4,704.27	4,940.00	5,187.87	5,447.87	5,720.00	6,006.00	6,156.80	6,311.07
			Hourly	25.8500	27.1400	28.5000	29.9300	31.4300	33.0000	34.6500	35.5200	36.4100
Utility Finance Manager	PAM	C28	Annual	101,358.40	106,433.60	111,758.40	117,353.60	123,219.20	129,376.00	135,844.80	139,235.20	142,708.80
			Monthly	8,446.53	8,869.47	9,313.20	9,779.47	10,268.27	10,781.33	11,320.40	11,602.93	11,892.40
			Hourly	48.7300	51.1700	53.7300	56.4200	59.2400	62.2000	65.3100	66.9400	68.6100
Vehicle/Equipment Technician	NE	C17	Annual	59,280.00	62,254.40	65,374.40	68,640.00	72,072.00	75,670.40	79,456.00	81,452.80	83,491.20
			Monthly	4,940.00	5,187.87	5,447.87	5,720.00	6,006.00	6,305.87	6,621.33	6,787.73	6,957.60
			Hourly	28.5000	29.9300	31.4300	33.0000	34.6500	36.3800	38.2000	39.1600	40.1400

Attachment: MVCF Resolution 2024-XX [Revision 1] (6505 : FY23/24 MID-YEAR OPERATING & CIP



Report to City Council

TO: Mayor and City Council Acting in its Capacity as President and Members of the Board of Directors of the Moreno Valley Community Services District (CSD)

FROM: Launa Jimenez, Chief Financial Officer

AGENDA DATE: February 6, 2024

TITLE: PURSUANT TO LANDOWNER PETITIONS, ANNEX CERTAIN PARCELS INTO COMMUNITY FACILITIES DISTRICT NO. 2021-01 (PARKS MAINTENANCE) - AMENDMENT NOS. 103, 138, 139, 140 AND 142 (RESO. NOS. CSD 2024-__ TO CSD 2024-__)

RECOMMENDED ACTION

Recommendation:

1. Adopt Resolution No. CSD 2024-__), a Resolution of the Board for the Moreno Valley Community Services District of the City of Moreno Valley, California, ordering the annexation of territory to City of Moreno Valley Community Facilities District No. 2021-01 (Parks Maintenance) and approving the amended map for said District (Amendment No. 103) (Marcos Rincon Bravo located at 11684 Lyrebird Ct.).
2. Adopt Resolution No. CSD 2024-__), a Resolution of the Board for the Moreno Valley Community Services District of the City of Moreno Valley, California, ordering the annexation of territory to City of Moreno Valley Community Facilities District No. 2021-01 (Parks Maintenance) and approving the amended map for said District (Amendment No. 138) (Aaron Garcia Rodriguez and Antonio Garcia, located at 22753 Featherbrook Ct.).
3. Adopt Resolution No. CSD 2024-__, a Resolution of the Board for the Moreno Valley Community Services District of the City of Moreno Valley, California, ordering the annexation of territory to City of Moreno Valley Community Facilities District No. 2021-01 (Parks Maintenance) and approving the amended map for said District (Amendment No. 139) (Crystal Irene Dowdy, located at 24166 Radwell Dr.).

4. Adopt Resolution No. CSD 2024-___), a Resolution of the Board for the Moreno Valley Community Services District of the City of Moreno Valley, California, ordering the annexation of territory to City of Moreno Valley Community Facilities District No. 2021-01 (Parks Maintenance) and approving the amended map for said District (Amendment No. 140) (Banuelos UTD 12/13/2004, Ruben C. and Rafaela Banuelos, located at 12636 Broadleaf Ln.).

5. Adopt Resolution No. CSD 2024-___, a Resolution of the Board for the Moreno Valley Community Services District of the City of Moreno Valley, California, ordering the annexation of territory to City of Moreno Valley Community Facilities District No. 2021-01 (Parks Maintenance) and approving the amended map for said District (Amendment No. 142) (Melissa and Marisol Carranza, located on the northside of Eucalyptus Ave. between Indian St. and Perris Blvd.).

SUMMARY

Adoption of the resolutions (Attachments 1-5) will certify the annexation of 5 parcels into Community Facilities District (CFD) No. 2021-01 (Parks Maintenance) (“District”). This action impacts only the property owners identified below, not the general citizens or taxpayers of the City.

DISCUSSION

As a condition of approval for the development projects identified below, the applicants are required to provide an ongoing funding source for maintenance of certain public facilities (e.g., parks). The funding is used to mitigate the cost of the impacts created by the proposed development.

Property Owner Project ACP Record #s	Amendment No.	APN(s)	Location
Marcos Rincon Bravo Accessory Dwelling Unit (ADU) BFR22-0092/SCP22-0040	103	264-192-025	11684 Lyrebird Ct.
Aaron Garcia Rodriguez and Antonio Garcia Custom Home PEN22-0007/SCP23-0074	138	259-371-009	22753 Featherbrook Ct.
Crystal Irene Dowdy Accessory Dwelling Unit (ADU) BFR22-0101/SCP22-0081	139	482-571-022	24166 Radwell Dr.
Banuelos UTD 12/13/2004, Ruben C. and Rafaela Banuelos Accessory Dwelling Unit (ADU) BFR23-0182/SCP23-0072	140	479-402-025	12636 Broadleaf Ln.

Property Owner Project ACP Record #s	Amendment No.	APN(s)	Location
Melissa and Marisol Carranza Custom Home PEN23-0066/SCP23-0075	142	481-230-053	Northside of Eucalyptus Ave. between Indian St. and Perris Blvd.

On June 1, 2021, the CSD Board formed CFD No. 2021-01, pursuant to the Mello-Roos Community Facilities Act of 1982. The District was created to provide the development community with an alternative funding tool to mitigate the impacts of their proposed development. If a property owner elects to annex the parcels of their development into the District, they also authorize the CSD to annually levy a special tax, collected on the annual property tax bill, against property in the development project. Thus, satisfying the condition of approval.

On December 21, 2021, the CSD Board adopted Ordinance No. 56, which designated the entire territory of the City as a future annexation area for the District. With the future annexation area designated, annexations can occur without an additional public hearing as long as the annexing landowner provides unanimous consent. Once annexed, parcels are subject to the annual special tax to fund the service they are receiving.

An applicant has two options to satisfy the condition(s) of approval:

1. The property owner submits a Landowner Petition unanimously approving annexation of the property into the District. Approval of the petition and special tax rate allows the City to annually levy the special tax on the property tax bill of the property. This option is only available if there are fewer than 12 registered voters living within the proposed annexation area; or
2. The applicant funds an endowment in an amount sufficient to yield an annual revenue stream that meets the annual obligation and provides for the ongoing operation and maintenance of parks facilities.

The Property Owners listed above elected to annex their property into CFD No. 2021-01 and have the special tax applied to the annual property tax bill. The Office of the Riverside County Registrar of Voters confirmed the number of registered voters residing at each property, allowing a special election of the landowner. Adoption of the resolutions (Attachments 1-5) amends the District and adds the property to the tax rate area identified in the Fiscal Impact section of this report. The resolutions also direct the recordation of the boundary maps (Attachments 6-10) and amended notice of special tax liens for the amendments. The Election Official confirmed the Property Owners unanimously approved the annexation of their property into the District (Attachments 11-15).

ALTERNATIVES

1. Adopt the resolutions. *Staff recommends this alternative since it will annex the properties into CFD No. 2021-01 at the request of the Property Owners and satisfy the condition of approval for the proposed developments.*
2. Do not adopt the resolutions. *Staff does not recommend this alternative because it is contrary to the request of the Property Owners, will not satisfy the condition of approval, and may delay development of the projects.*
3. Do not adopt the resolutions but rather continue the item to a future regularly scheduled City Council meeting. *Staff does not recommend this alternative as it will delay the Property Owners from satisfying the condition of approval and may delay development of the projects.*

FISCAL IMPACT

Revenue received from the special tax is restricted and can only be used to fund the services for each tax rate area within the District. The special tax can only be applied to a property tax bill of a parcel wherein the qualified electors (i.e., landowners or registered voters, depending upon the number of registered voters) have previously provided approval. If the projected revenue from the maximum special tax exceeds what is necessary to fund the services within the tax rate area, a lower amount will be applied to the property tax bill for all of the properties within the affected tax rate area. The maximum special tax rates are detailed below.

Property Owner Project ACP Record #s	Amendment No.	Property Type	FY 2023/24 Maximum Special Tax Rate
Marcos Rincon Bravo Accessory Dwelling Unit (ADU) BFR22-0092/SCP22-0040	103	Single Family	\$335.22/unit
Aaron Garcia Rodriguez and Antonio Garcia Custom Home PEN22-0007/SCP23-0074	138	Single Family	\$335.22/unit
Crystal Irene Dowdy Accessory Dwelling Unit (ADU) BFR22-0101/SCP22-0081	139	Single Family	\$335.22/unit
Banuelos UTD 12/13/2004, Ruben C. and Rafaela Banuelos Accessory Dwelling Unit (ADU) BFR23-0182/SCP23-0072	140	Single Family	\$335.22/unit

Property Owner Project ACP Record #s	Amendment No.	Property Type	FY 2023/24 Maximum Special Tax Rate
Melissa and Marisol Carranza Custom Home PEN23-0066/SCP23-0075	142	Single Family	\$335.22/unit

The maximum special tax rate is subject to an annual inflation adjustment based on the change in the Consumer Price Index (CPI) or five percent (5%), whichever is greater. However, the annual adjustment cannot be applied unless the CSD Board annually authorizes such adjustment. The increase to the maximum special tax rate cannot exceed the annual inflationary adjustment without a two-thirds approval of the qualified electors within the affected tax rate area.

NOTIFICATION

Subject Landowner Petitions were emailed to Property Owners on 11/28/23, 12/12/23 and 1/4/24.

PREPARATION OF STAFF REPORT

Prepared by:
Isa Rojas
Management Analyst

Department Head Approval:
Launa Jimenez
Chief Financial Officer/City Treasurer

Concurred by:
Felicia London
Special Districts Division Manager

Concurred by:
Jeremy Bubnick
Parks & Community Services Director

CITY COUNCIL GOALS

Revenue Diversification and Preservation. Develop a variety of City revenue sources and policies to create a stable revenue base and fiscal policies to support essential City services, regardless of economic climate.

Community Image, Neighborhood Pride and Cleanliness. Promote a sense of community pride and foster an excellent image about our City by developing and executing programs which will result in quality development, enhanced neighborhood preservation efforts, including home rehabilitation and neighborhood restoration.

CITY COUNCIL STRATEGIC PRIORITIES

- 1. Economic Development
- 2. Public Safety
- 3. Library
- 4. Infrastructure
- 5. Beautification, Community Engagement, and Quality of Life

6. Youth Programs

Objective 4.2: Develop and maintain a comprehensive Infrastructure Plan to invest in and deliver City infrastructure.

Objective 5.2: Promote the installation and maintenance of cost effective, low maintenance landscape, hardscape and other improvements which create a clean, inviting community.

ATTACHMENTS

To view large attachments, please click your “bookmarks”



on the left hand side of this document for the necessary attachment.

1. Resolution Ordering Annexation - Amendment No. 103
2. Resolution Ordering Annexation - Amendment No. 138
3. Resolution Ordering Annexation - Amendment No. 139
4. Resolution Ordering Annexation - Amendment No. 140
5. Resolution Ordering Annexation - Amendment No. 142
6. Boundary Map - Amendment No. 103
7. Boundary Map - Amendment No. 138
8. Boundary Map - Amendment No. 139
9. Boundary Map - Amendment No. 140
10. Boundary Map - Amendment No. 142
11. Certificate of Election Official - Amendment No. 103
12. Certificate of Election Official - Amendment No. 138
13. Certificate of Election Official - Amendment No. 139
14. Certificate of Election Official - Amendment No. 140
15. Certificate of Election Official - Amendment No. 142

APPROVALS

Budget Officer Approval	<u>✓ Approved</u>	1/28/24 8:34 PM
City Attorney Approval	<u>✓ Approved</u>	
City Manager Approval	<u>✓ Approved</u>	1/29/24 8:37 AM

RESOLUTION NO. 2024-____

A RESOLUTION OF THE BOARD FOR THE MORENO VALLEY COMMUNITY SERVICES DISTRICT OF THE CITY OF MORENO VALLEY, CALIFORNIA, ORDERING THE ANNEXATION OF TERRITORY TO MORENO VALLEY COMMUNITY SERVICES DISTRICT COMMUNITY FACILITIES DISTRICT NO. 2021-01 (PARKS MAINTENANCE) AND APPROVING AN AMENDED MAP FOR SAID DISTRICT

WHEREAS, by its Resolution No. CSD 2021-22, Board established the Moreno Valley Community Services District Community Facilities District No. 2021-01 (Parks Maintenance) (the "CFD"), pursuant to the Mello-Roos Community Facilities Act of 1982 (Government Code Section 53311 *et seq.*) (the "Act"); and

WHEREAS, by its Ordinance No. CSD 55, the Board authorized an annual special tax to be levied against all non-exempt parcels of real property within the CFD (the "Special Tax") to fund parks maintenance services; and

WHEREAS, in order to permit landowners to efficiently annex developing parcels to the CFD, the Board, by its Ordinance No. CSD 56 designated the entire territory of the City of Moreno Valley as a future annexation area for the CFD; and

WHEREAS, the landowner of the parcel listed on Exhibit A to this Resolution, which is attached hereto and incorporated herein by reference, has submitted to the District a petition requesting and approving annexation of the listed parcel (the "Annexation Parcel") to the CFD; and

WHEREAS, the Annexation Parcel is comprised of the territory shown on the boundary map (the "Boundary Map") entitled "Amendment No. 103 to Boundaries of Community Facilities District No. 2021-01 (Parks Maintenance), Moreno Valley Community Services District, City of Moreno Valley, County of Riverside, California" which is included as Exhibit B to this Resolution, and incorporated herein by this reference; and

WHEREAS, the Board desires to annex the Annexation Parcel to the CFD.

NOW, THEREFORE, THE BOARD FOR THE MORENO VALLEY COMMUNITY SERVICES DISTRICT OF THE CITY OF MORENO VALLEY, CALIFORNIA, DOES HEREBY RESOLVE AS FOLLOWS:

1. Recitals. The above recitals are all true and correct and are herein incorporated.
2. Annexation Approved. The Annexation Parcel is hereby added to and part of the CFD with full legal effect and is subject to the Special Tax.
3. Description of Services. The following is a general description of the services (the "Services") provided in the CFD:

1
Resolution No. 2024-____
Date Adopted: February 6, 2024

Attachment: Resolution Ordering Annexation - Amendment No. 103 (6491 : PURSUANT TO LANDOWNER PETITIONS, ANNEX CERTAIN

Maintaining, lighting, and operating parks and park improvements that are owned and operated by the CSD, to the extent such services are in addition to services already provided at the time CFD No. 2021-01 was created and do not supplant existing services.

Fundable services include (i) planting, replanting, mowing, trimming, irrigation and fertilization of grass, trees, shrubs, and other plants and vegetation, (ii) the operation, maintenance, repair, and replacement of irrigation systems and lighting systems, and (iii) the operation maintenance, repair and replacement of any real property or improvements with a useful life of more than five years.

Fundable costs include, but are not limited to: (i) contracted costs for such services, (ii) salaries and benefits of staff, including park rangers, devoted to such services, (iii) expenses related to equipment, apparatus, and supplies related to these services, (iv) administrative and overhead costs, including staff time, associated with providing such services, and (v) lifecycle costs associated with the repair and replacement of facilities and improvements.

4. Amended Boundary Map. The Boundary Map attached hereto as Exhibit B is hereby approved. This map amends, and does not supersede, the existing maps of the CFD. The Board directs that said map be filed with the Riverside County Recorder pursuant to Section 3113 of the Streets and Highways Code.

5. Notice of Special Tax Lien. The Board directs that an amended notice of special tax lien be recorded pursuant to Section 3117.5 of the Streets and Highways Code with respect to the Annexation Parcel associated with the Boundary Map.

6. This Resolution shall be effective immediately upon adoption.

7. The Secretary shall certify to the adoption of this Resolution, and shall maintain it on file as a public record this Resolution.

8. Severability. The Board declares that, should any provision, section, paragraph, sentence or word of this Resolution be rendered or declared invalid by any final court action in a court of competent jurisdiction or by reason of any preemptive legislation, the remaining provisions, sections, paragraphs, sentences or words of this Resolution as hereby adopted shall remain in full force and effect.

2
Resolution No. CSD 2024-____
Date Adopted: February 6, 2024

APPROVED AND ADOPTED this 6th day of February, 2024.

Mayor of the City of Moreno Valley,
acting in the capacity as President of the
Board for the Moreno Valley Community
Services District

ATTEST:

City Clerk of the City of Moreno Valley,
acting in the capacity of Secretary of
the Moreno Valley Community
Services District

APPROVED AS TO FORM:

City Attorney of the City of Moreno Valley,
acting in the capacity of General Counsel
of the Moreno Valley Community Services District

Resolution No. CSD 2024-3
Date Adopted: February 6, 2024

Attachment: Resolution Ordering Annexation - Amendment No. 103 (6491 : PURSUANT TO LANDOWNER PETITIONS, ANNEX CERTAIN

RESOLUTION JURAT

I, Jane Halstead, Secretary of the Moreno Valley Community Services District, Moreno Valley, California do hereby certify that Resolution No. CSD 2024-____ was duly and regularly adopted by the Board of Directors for the Moreno Valley Community Services District at a regular meeting held on the 6th day of February 2024, by the following vote:

AYES:

NOES:

ABSENT:

ABSTAIN:

(Boardmembers, Vice-President and President)

SECRETARY

(SEAL)

Resolution No. CSD 2024-____⁴
Date Adopted: February 6, 2024

Attachment: Resolution Ordering Annexation - Amendment No. 103 (6491 : PURSUANT TO LANDOWNER PETITIONS, ANNEX CERTAIN

EXHIBIT A

List of Annexation Parcel(s)

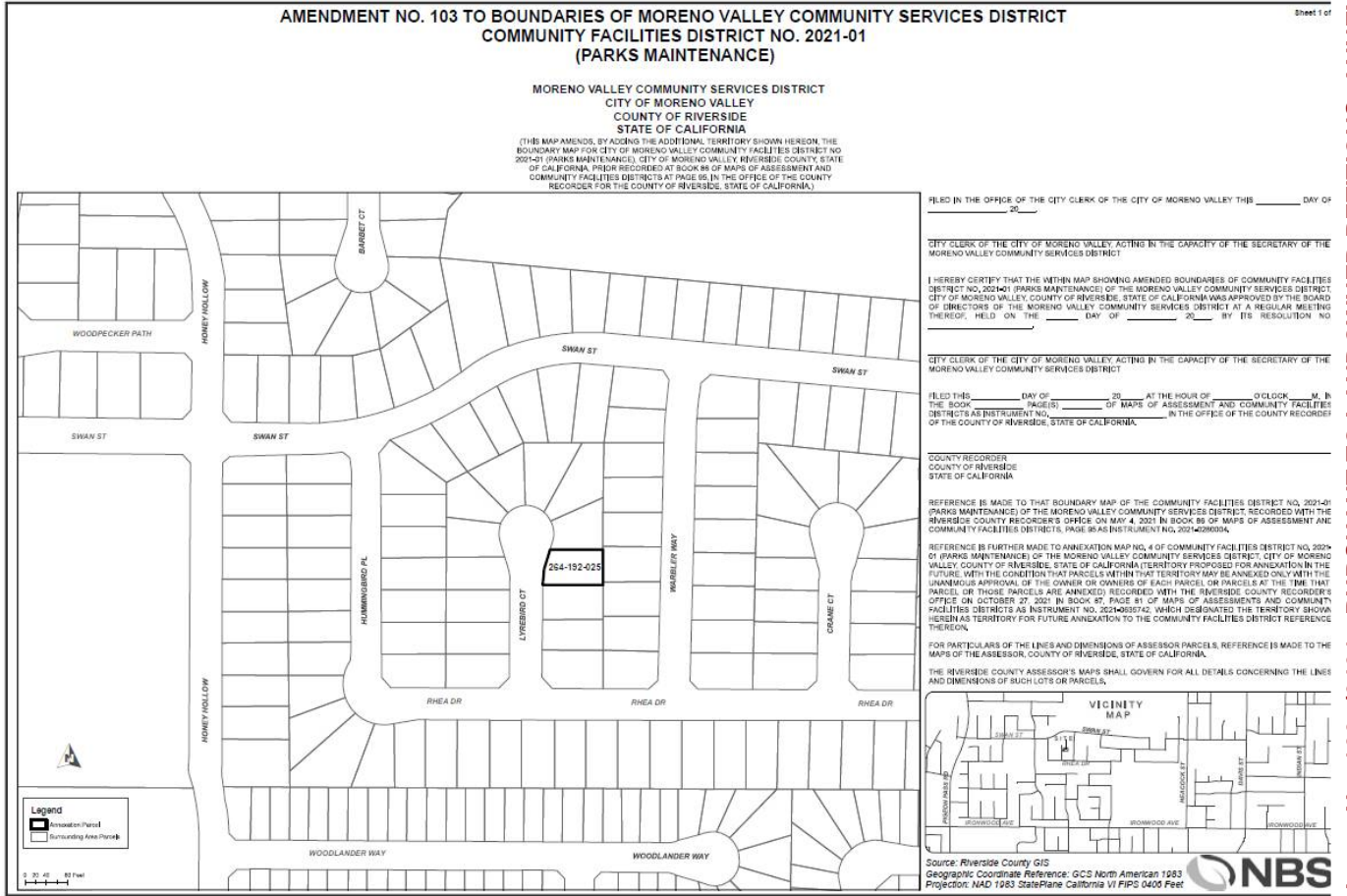
Amendment Map No.	Assessor's Parcel Number
103	264-192-025

Attachment: Resolution Ordering Annexation - Amendment No. 103 (6491 : PURSUANT TO LANDOWNER PETITIONS, ANNEX CERTAIN

Resolution No. CSD 2024-5
Date Adopted: February 6, 2024

EXHIBIT B

Boundary Map Amendment



Attachment: Resolution Ordering Annexation - Amendment No. 103 (6491) : PURSUANT TO LANDOWNER PETITIONS, ANNEX CERTAIN

RESOLUTION NO. 2024-____

A RESOLUTION OF THE BOARD FOR THE MORENO VALLEY COMMUNITY SERVICES DISTRICT OF THE CITY OF MORENO VALLEY, CALIFORNIA, ORDERING THE ANNEXATION OF TERRITORY TO MORENO VALLEY COMMUNITY SERVICES DISTRICT COMMUNITY FACILITIES DISTRICT NO. 2021-01 (PARKS MAINTENANCE) AND APPROVING AN AMENDED MAP FOR SAID DISTRICT

WHEREAS, by its Resolution No. CSD 2021-22, Board established the Moreno Valley Community Services District Community Facilities District No. 2021-01 (Parks Maintenance) (the "CFD"), pursuant to the Mello-Roos Community Facilities Act of 1982 (Government Code Section 53311 *et seq.*) (the "Act"); and

WHEREAS, by its Ordinance No. CSD 55, the Board authorized an annual special tax to be levied against all non-exempt parcels of real property within the CFD (the "Special Tax") to fund parks maintenance services; and

WHEREAS, in order to permit landowners to efficiently annex developing parcels to the CFD, the Board, by its Ordinance No. CSD 56 designated the entire territory of the City of Moreno Valley as a future annexation area for the CFD; and

WHEREAS, the landowner of the parcel listed on Exhibit A to this Resolution, which is attached hereto and incorporated herein by reference, has submitted to the District a petition requesting and approving annexation of the listed parcel (the "Annexation Parcel") to the CFD; and

WHEREAS, the Annexation Parcel is comprised of the territory shown on the boundary map (the "Boundary Map") entitled "Amendment No. 138 to Boundaries of Community Facilities District No. 2021-01 (Parks Maintenance), Moreno Valley Community Services District, City of Moreno Valley, County of Riverside, California" which is included as Exhibit B to this Resolution, and incorporated herein by this reference; and

WHEREAS, the Board desires to annex the Annexation Parcel to the CFD.

NOW, THEREFORE, THE BOARD FOR THE MORENO VALLEY COMMUNITY SERVICES DISTRICT OF THE CITY OF MORENO VALLEY, CALIFORNIA, DOES HEREBY RESOLVE AS FOLLOWS:

1. Recitals. The above recitals are all true and correct and are herein incorporated.
2. Annexation Approved. The Annexation Parcel is hereby added to and part of the CFD with full legal effect and is subject to the Special Tax.
3. Description of Services. The following is a general description of the services (the "Services") provided in the CFD:

1

Resolution No. 2024-____
Date Adopted: February 6, 2024

Maintaining, lighting, and operating parks and park improvements that are owned and operated by the CSD, to the extent such services are in addition to services already provided at the time CFD No. 2021-01 was created and do not supplant existing services.

Fundable services include (i) planting, replanting, mowing, trimming, irrigation and fertilization of grass, trees, shrubs, and other plants and vegetation, (ii) the operation, maintenance, repair, and replacement of irrigation systems and lighting systems, and (iii) the operation maintenance, repair and replacement of any real property or improvements with a useful life of more than five years.

Fundable costs include, but are not limited to: (i) contracted costs for such services, (ii) salaries and benefits of staff, including park rangers, devoted to such services, (iii) expenses related to equipment, apparatus, and supplies related to these services, (iv) administrative and overhead costs, including staff time, associated with providing such services, and (v) lifecycle costs associated with the repair and replacement of facilities and improvements.

4. Amended Boundary Map. The Boundary Map attached hereto as Exhibit B is hereby approved. This map amends, and does not supersede, the existing maps of the CFD. The Board directs that said map be filed with the Riverside County Recorder pursuant to Section 3113 of the Streets and Highways Code.

5. Notice of Special Tax Lien. The Board directs that an amended notice of special tax lien be recorded pursuant to Section 3117.5 of the Streets and Highways Code with respect to the Annexation Parcel associated with the Boundary Map.

6. This Resolution shall be effective immediately upon adoption.

7. The Secretary shall certify to the adoption of this Resolution, and shall maintain it on file as a public record this Resolution.

8. Severability. The Board declares that, should any provision, section, paragraph, sentence or word of this Resolution be rendered or declared invalid by any final court action in a court of competent jurisdiction or by reason of any preemptive legislation, the remaining provisions, sections, paragraphs, sentences or words of this Resolution as hereby adopted shall remain in full force and effect.

2
Resolution No. CSD 2024-____
Date Adopted: February 6, 2024

APPROVED AND ADOPTED this 6th day of February, 2024.

Mayor of the City of Moreno Valley,
acting in the capacity as President of the
Board for the Moreno Valley Community
Services District

ATTEST:

City Clerk of the City of Moreno Valley,
acting in the capacity of Secretary of
the Moreno Valley Community
Services District

APPROVED AS TO FORM:

City Attorney of the City of Moreno Valley,
acting in the capacity of General Counsel
of the Moreno Valley Community Services District

Resolution No. CSD 2024-3
Date Adopted: February 6, 2024

Attachment: Resolution Ordering Annexation - Amendment No. 138 (6491 : PURSUANT TO LANDOWNER PETITIONS, ANNEX CERTAIN

RESOLUTION JURAT

I, Jane Halstead, Secretary of the Moreno Valley Community Services District, Moreno Valley, California do hereby certify that Resolution No. CSD 2024-____ was duly and regularly adopted by the Board of Directors for the Moreno Valley Community Services District at a regular meeting held on the 6th day of February 2024, by the following vote:

AYES:

NOES:

ABSENT:

ABSTAIN:

(Boardmembers, Vice-President and President)

SECRETARY

(SEAL)

Resolution No. CSD 2024-____⁴
Date Adopted: February 6, 2024

Attachment: Resolution Ordering Annexation - Amendment No. 138 (6491 : PURSUANT TO LANDOWNER PETITIONS, ANNEX CERTAIN

EXHIBIT A

List of Annexation Parcel(s)

Amendment Map No.	Assessor's Parcel Number
138	259-371-009

Attachment: Resolution Ordering Annexation - Amendment No. 138 (6491 : PURSUANT TO LANDOWNER PETITIONS, ANNEX CERTAIN

Resolution No. CSD 2024-5
Date Adopted: February 6, 2024

EXHIBIT B

Boundary Map Amendment

**AMENDMENT NO. 138 TO BOUNDARIES OF MORENO VALLEY COMMUNITY SERVICES DISTRICT
COMMUNITY FACILITIES DISTRICT NO. 2021-01
(PARKS MAINTENANCE)**

SHEET 1 OF 1

MORENO VALLEY COMMUNITY SERVICES DISTRICT
CITY OF MORENO VALLEY
COUNTY OF RIVERSIDE
STATE OF CALIFORNIA

(THIS MAP AMENDS, BY ADDING THE ADDITIONAL TERRITORY SHOWN HEREON, THE BOUNDARY MAP FOR MORENO VALLEY COMMUNITY SERVICES DISTRICT COMMUNITY FACILITIES DISTRICT NO. 2021-01 (PARKS MAINTENANCE), CITY OF MORENO VALLEY, RIVERSIDE COUNTY, STATE OF CALIFORNIA, PRIOR RECORDED AT BOOK 86 OF MAPS OF ASSESSMENT AND COMMUNITY FACILITIES DISTRICTS AT PAGE 66, IN THE OFFICE OF THE COUNTY RECORDER FOR THE COUNTY OF RIVERSIDE, STATE OF CALIFORNIA.)

FILED IN THE OFFICE OF THE CITY CLERK OF THE CITY OF MORENO VALLEY THIS _____ DAY OF _____, 20__.

CITY CLERK OF THE CITY OF MORENO VALLEY, ACTING IN THE CAPACITY OF THE SECRETARY OF THE MORENO VALLEY COMMUNITY SERVICES DISTRICT

I HEREBY CERTIFY THAT THE WITHIN MAP SHOWING AMENDED BOUNDARIES OF COMMUNITY FACILITIES DISTRICT NO. 2021-01 (PARKS MAINTENANCE) OF THE MORENO VALLEY COMMUNITY SERVICES DISTRICT, CITY OF MORENO VALLEY, COUNTY OF RIVERSIDE, STATE OF CALIFORNIA WAS APPROVED BY THE BOARD OF DIRECTORS OF THE MORENO VALLEY COMMUNITY SERVICES DISTRICT AT A REGULAR MEETING THEREOF, HELD ON THE _____ DAY OF _____, 20__ BY ITS RESOLUTION NO. _____.

CITY CLERK OF THE CITY OF MORENO VALLEY, ACTING IN THE CAPACITY OF THE SECRETARY OF THE MORENO VALLEY COMMUNITY SERVICES DISTRICT

FILED THIS _____ DAY OF _____, 20__ AT THE HOUR OF _____ O'CLOCK _____ IN THE BOOK _____ PAGE(S) _____ OF MAPS OF ASSESSMENT AND COMMUNITY FACILITIES DISTRICTS AS INSTRUMENT NO. _____ IN THE OFFICE OF THE COUNTY RECORDER OF THE COUNTY OF RIVERSIDE, STATE OF CALIFORNIA.

COUNTY RECORDER
COUNTY OF RIVERSIDE
STATE OF CALIFORNIA

REFERENCE IS MADE TO THAT BOUNDARY MAP OF THE COMMUNITY FACILITIES DISTRICT NO. 2021-01 (PARKS MAINTENANCE) OF THE MORENO VALLEY COMMUNITY SERVICES DISTRICT RECORDED WITH THE RIVERSIDE COUNTY RECORDER'S OFFICE ON MAY 4, 2021 IN BOOK 86 OF MAPS OF ASSESSMENT AND COMMUNITY FACILITIES DISTRICTS, PAGE 66 AS INSTRUMENT NO. 2021-020004.

REFERENCE IS FURTHER MADE TO ANNEXATION MAP NO. 4 OF COMMUNITY FACILITIES DISTRICT NO. 2021-01 (PARKS MAINTENANCE) OF THE MORENO VALLEY COMMUNITY SERVICES DISTRICT, CITY OF MORENO VALLEY, COUNTY OF RIVERSIDE, STATE OF CALIFORNIA (TERRITORY PROPOSED FOR ANNEXATION IN THE FUTURE, WITH THE CONDITION THAT PARCELS WITHIN THAT TERRITORY MAY BE ANNEXED ONLY WITH THE UNANIMOUS APPROVAL OF THE OWNER OR OWNERS OF EACH PARCEL OR PARCELS AT THE TIME THAT PARCELS OF THOSE PARCELS ARE ANNEXED) RECORDED WITH THE RIVERSIDE COUNTY RECORDER'S OFFICE ON OCTOBER 27, 2021 IN BOOK 87, PAGE 81 OF MAPS OF ASSESSMENT AND COMMUNITY FACILITIES DISTRICTS AS INSTRUMENT NO. 2021-020274 WHICH DESIGNATED THE TERRITORY SHOWN HEREON AS TERRITORY FOR FUTURE ANNEXATION TO THE COMMUNITY FACILITIES DISTRICT REFERENCED THEREON.

FOR PARTICULARS OF THE LINES AND DIMENSIONS OF ASSESSOR PARCELS, REFERENCE IS MADE TO THE MAPS OF THE ASSESSOR, COUNTY OF RIVERSIDE, STATE OF CALIFORNIA. THE RIVERSIDE COUNTY ASSESSOR'S MAPS SHALL GOVERN FOR ALL DETAILS CONCERNING THE LINES AND DIMENSIONS OF SUCH LOTS OR PARCELS.

VICINITY MAP

WILLDAN
27368 Via Montana, Suite 200
Temecula, CA 92590
(951) 697-2020

Attachment: Resolution Ordering Annexation - Amendment No. 138 (6491) : PURSUANT TO LANDOWNER PETITIONS, ANNEX CERTAIN

6
Resolution No. CSD 2024-
Date Adopted: February 6, 2024

RESOLUTION NO. 2024-____

A RESOLUTION OF THE BOARD FOR THE MORENO VALLEY COMMUNITY SERVICES DISTRICT OF THE CITY OF MORENO VALLEY, CALIFORNIA, ORDERING THE ANNEXATION OF TERRITORY TO MORENO VALLEY COMMUNITY SERVICES DISTRICT COMMUNITY FACILITIES DISTRICT NO. 2021-01 (PARKS MAINTENANCE) AND APPROVING AN AMENDED MAP FOR SAID DISTRICT

WHEREAS, by its Resolution No. CSD 2021-22, Board established the Moreno Valley Community Services District Community Facilities District No. 2021-01 (Parks Maintenance) (the "CFD"), pursuant to the Mello-Roos Community Facilities Act of 1982 (Government Code Section 53311 *et seq.*) (the "Act"); and

WHEREAS, by its Ordinance No. CSD 55, the Board authorized an annual special tax to be levied against all non-exempt parcels of real property within the CFD (the "Special Tax") to fund parks maintenance services; and

WHEREAS, in order to permit landowners to efficiently annex developing parcels to the CFD, the Board, by its Ordinance No. CSD 56 designated the entire territory of the City of Moreno Valley as a future annexation area for the CFD; and

WHEREAS, the landowner of the parcel listed on Exhibit A to this Resolution, which is attached hereto and incorporated herein by reference, has submitted to the District a petition requesting and approving annexation of the listed parcel (the "Annexation Parcel") to the CFD; and

WHEREAS, the Annexation Parcel is comprised of the territory shown on the boundary map (the "Boundary Map") entitled "Amendment No. 139 to Boundaries of Community Facilities District No. 2021-01 (Parks Maintenance), Moreno Valley Community Services District, City of Moreno Valley, County of Riverside, California" which is included as Exhibit B to this Resolution, and incorporated herein by this reference; and

WHEREAS, the Board desires to annex the Annexation Parcel to the CFD.

NOW, THEREFORE, THE BOARD FOR THE MORENO VALLEY COMMUNITY SERVICES DISTRICT OF THE CITY OF MORENO VALLEY, CALIFORNIA, DOES HEREBY RESOLVE AS FOLLOWS:

1. Recitals. The above recitals are all true and correct and are herein incorporated.
2. Annexation Approved. The Annexation Parcel is hereby added to and part of the CFD with full legal effect and is subject to the Special Tax.
3. Description of Services. The following is a general description of the services (the "Services") provided in the CFD:

1
Resolution No. 2024-____
Date Adopted: February 6, 2024

Attachment: Resolution Ordering Annexation - Amendment No. 139 (6491 : PURSUANT TO LANDOWNER PETITIONS, ANNEX CERTAIN

Maintaining, lighting, and operating parks and park improvements that are owned and operated by the CSD, to the extent such services are in addition to services already provided at the time CFD No. 2021-01 was created and do not supplant existing services.

Fundable services include (i) planting, replanting, mowing, trimming, irrigation and fertilization of grass, trees, shrubs, and other plants and vegetation, (ii) the operation, maintenance, repair, and replacement of irrigation systems and lighting systems, and (iii) the operation maintenance, repair and replacement of any real property or improvements with a useful life of more than five years.

Fundable costs include, but are not limited to: (i) contracted costs for such services, (ii) salaries and benefits of staff, including park rangers, devoted to such services, (iii) expenses related to equipment, apparatus, and supplies related to these services, (iv) administrative and overhead costs, including staff time, associated with providing such services, and (v) lifecycle costs associated with the repair and replacement of facilities and improvements.

4. Amended Boundary Map. The Boundary Map attached hereto as Exhibit B is hereby approved. This map amends, and does not supersede, the existing maps of the CFD. The Board directs that said map be filed with the Riverside County Recorder pursuant to Section 3113 of the Streets and Highways Code.

5. Notice of Special Tax Lien. The Board directs that an amended notice of special tax lien be recorded pursuant to Section 3117.5 of the Streets and Highways Code with respect to the Annexation Parcel associated with the Boundary Map.

6. This Resolution shall be effective immediately upon adoption.

7. The Secretary shall certify to the adoption of this Resolution, and shall maintain it on file as a public record this Resolution.

8. Severability. The Board declares that, should any provision, section, paragraph, sentence or word of this Resolution be rendered or declared invalid by any final court action in a court of competent jurisdiction or by reason of any preemptive legislation, the remaining provisions, sections, paragraphs, sentences or words of this Resolution as hereby adopted shall remain in full force and effect.

2
Resolution No. CSD 2024-____
Date Adopted: February 6, 2024

APPROVED AND ADOPTED this 6th day of February, 2024.

Mayor of the City of Moreno Valley,
acting in the capacity as President of the
Board for the Moreno Valley Community
Services District

ATTEST:

City Clerk of the City of Moreno Valley,
acting in the capacity of Secretary of
the Moreno Valley Community
Services District

APPROVED AS TO FORM:

City Attorney of the City of Moreno Valley,
acting in the capacity of General Counsel
of the Moreno Valley Community Services District

Resolution No. CSD 2024-3
Date Adopted: February 6, 2024

Attachment: Resolution Ordering Annexation - Amendment No. 139 (6491 : PURSUANT TO LANDOWNER PETITIONS, ANNEX CERTAIN

RESOLUTION JURAT

I, Jane Halstead, Secretary of the Moreno Valley Community Services District, Moreno Valley, California do hereby certify that Resolution No. CSD 2024-____ was duly and regularly adopted by the Board of Directors for the Moreno Valley Community Services District at a regular meeting held on the 6th day of February 2024, by the following vote:

AYES:

NOES:

ABSENT:

ABSTAIN:

(Boardmembers, Vice-President and President)

SECRETARY

(SEAL)

Resolution No. CSD 2024-____⁴
Date Adopted: February 6, 2024

Attachment: Resolution Ordering Annexation - Amendment No. 139 (6491 : PURSUANT TO LANDOWNER PETITIONS, ANNEX CERTAIN

EXHIBIT A

List of Annexation Parcel(s)

Amendment Map No.	Assessor's Parcel Number
139	482-571-022

Attachment: Resolution Ordering Annexation - Amendment No. 139 (6491 : PURSUANT TO LANDOWNER PETITIONS, ANNEX CERTAIN

Resolution No. CSD 2024-5
Date Adopted: February 6, 2024

EXHIBIT B

Boundary Map Amendment

**AMENDMENT NO. 139 TO BOUNDARIES OF MORENO VALLEY COMMUNITY SERVICES DISTRICT
COMMUNITY FACILITIES DISTRICT NO. 2021-01
(PARKS MAINTENANCE)**

SHEET 1 OF 1

MORENO VALLEY COMMUNITY SERVICES DISTRICT
CITY OF MORENO VALLEY
COUNTY OF RIVERSIDE
STATE OF CALIFORNIA

(THIS MAP AMENDS, BY ADDING THE ADDITIONAL TERRITORY SHOWN HEREON, THE BOUNDARY MAP FOR MORENO VALLEY COMMUNITY SERVICES DISTRICT COMMUNITY FACILITIES DISTRICT NO. 2021-01 (PARKS MAINTENANCE), CITY OF MORENO VALLEY, RIVERSIDE COUNTY, STATE OF CALIFORNIA, PREVIOUSLY RECORDED AT BOOK 86 OF MAPS OF ASSESSMENT AND COMMUNITY FACILITIES DISTRICTS AT PAGE 56, IN THE OFFICE OF THE COUNTY RECORDER FOR THE COUNTY OF RIVERSIDE, STATE OF CALIFORNIA.)

FILED IN THE OFFICE OF THE CITY CLERK OF THE CITY OF MORENO VALLEY THIS ____ DAY OF ____ 20__.

CITY CLERK OF THE CITY OF MORENO VALLEY, ACTING IN THE CAPACITY OF THE SECRETARY OF THE MORENO VALLEY COMMUNITY SERVICES DISTRICT

I HEREBY CERTIFY THAT THE WITHIN MAP SHOWING AMENDED BOUNDARIES OF COMMUNITY FACILITIES DISTRICT NO. 2021-01 (PARKS MAINTENANCE) OF THE MORENO VALLEY COMMUNITY SERVICES DISTRICT, CITY OF MORENO VALLEY, COUNTY OF RIVERSIDE, STATE OF CALIFORNIA, WAS APPROVED BY THE BOARD OF DIRECTORS OF THE MORENO VALLEY COMMUNITY SERVICES DISTRICT AT A REGULAR MEETING THEREOF, HELD ON THE ____ DAY OF ____ 20__ BY ITS RESOLUTION NO. ____.

CITY CLERK OF THE CITY OF MORENO VALLEY, ACTING IN THE CAPACITY OF THE SECRETARY OF THE MORENO VALLEY COMMUNITY SERVICES DISTRICT

FILED THIS ____ DAY OF ____ 20__ AT THE HOUR OF ____ O'CLOCK ____ M. IN THE BOOK ____ PAGE(S) ____ OF MAPS OF ASSESSMENT AND COMMUNITY FACILITIES DISTRICTS AS INSTRUMENT NO. ____ IN THE OFFICE OF THE COUNTY RECORDER OF THE COUNTY OF RIVERSIDE, STATE OF CALIFORNIA.

COUNTY RECORDER
COUNTY OF RIVERSIDE
STATE OF CALIFORNIA

REFERENCE IS MADE TO THAT BOUNDARY MAP OF THE COMMUNITY FACILITIES DISTRICT NO. 2021-01 (PARKS MAINTENANCE) OF THE MORENO VALLEY COMMUNITY SERVICES DISTRICT, RECORDED WITH THE RIVERSIDE COUNTY RECORDER'S OFFICE ON MAY 4, 2021 IN BOOK 86 OF MAPS OF ASSESSMENT AND COMMUNITY FACILITIES DISTRICTS, PAGE 56 AS INSTRUMENT NO. 2021-0280004.

REFERENCE IS FURTHER MADE TO ANNEXATION MAP NO. 4 OF COMMUNITY FACILITIES DISTRICT NO. 2021-01 (PARKS MAINTENANCE) OF THE MORENO VALLEY COMMUNITY SERVICES DISTRICT, CITY OF MORENO VALLEY, COUNTY OF RIVERSIDE, STATE OF CALIFORNIA, TERRITORY PROPOSED FOR ANNEXATION IN THE FUTURE, WITH THE CONDITION THAT PARCELS WITHIN THE TERRITORY MAY BE ANNEXED ONLY WITH THE UNANIMOUS APPROVAL OF THE OWNER OR OWNERS OF EACH PARCEL OR PARCELS AT THE TIME THAT PARCEL OR THOSE PARCELS ARE ANNEXED, RECORDED WITH THE RIVERSIDE COUNTY RECORDER'S OFFICE ON OCTOBER 27, 2021 IN BOOK 87, PAGE 81 OF MAPS OF ASSESSMENT AND COMMUNITY FACILITIES DISTRICTS AS INSTRUMENT NO. 2021-085742 WHICH DESIGNATED THE TERRITORY SHOWN HEREIN AS TERRITORY FOR FUTURE ANNEXATION TO THE COMMUNITY FACILITIES DISTRICT REFERENCED THEREON.

FOR PARTICULARS OF THE LINES AND DIMENSIONS OF ASSESSOR PARCELS, REFERENCE IS MADE TO THE MAPS OF THE ASSESSOR, COUNTY OF RIVERSIDE, STATE OF CALIFORNIA. THE RIVERSIDE COUNTY ASSESSOR'S MAPS SHALL GOVERN FOR ALL DETAILS CONCERNING THE LINES AND DIMENSIONS OF SUCH LOTS OR PARCELS.

Legend

Annexation Parcel

Surrounding Area Parcels

1 inch = 75 feet

VICINITY MAP

27300 Via Indulgencia, Suite 200
Irvine, CA 92618
(949) 951-4000

Attachment: Resolution Ordering Annexation - Amendment No. 139 (6491) : PURSUANT TO LANDOWNER PETITIONS, ANNEX CERTAIN

RESOLUTION NO. 2024-___

A RESOLUTION OF THE BOARD FOR THE MORENO VALLEY COMMUNITY SERVICES DISTRICT OF THE CITY OF MORENO VALLEY, CALIFORNIA, ORDERING THE ANNEXATION OF TERRITORY TO MORENO VALLEY COMMUNITY SERVICES DISTRICT COMMUNITY FACILITIES DISTRICT NO. 2021-01 (PARKS MAINTENANCE) AND APPROVING AN AMENDED MAP FOR SAID DISTRICT

WHEREAS, by its Resolution No. CSD 2021-22, Board established the Moreno Valley Community Services District Community Facilities District No. 2021-01 (Parks Maintenance) (the "CFD"), pursuant to the Mello-Roos Community Facilities Act of 1982 (Government Code Section 53311 *et seq.*) (the "Act"); and

WHEREAS, by its Ordinance No. CSD 55, the Board authorized an annual special tax to be levied against all non-exempt parcels of real property within the CFD (the "Special Tax") to fund parks maintenance services; and

WHEREAS, in order to permit landowners to efficiently annex developing parcels to the CFD, the Board, by its Ordinance No. CSD 56 designated the entire territory of the City of Moreno Valley as a future annexation area for the CFD; and

WHEREAS, the landowner of the parcel listed on Exhibit A to this Resolution, which is attached hereto and incorporated herein by reference, has submitted to the District a petition requesting and approving annexation of the listed parcel (the "Annexation Parcel") to the CFD; and

WHEREAS, the Annexation Parcel is comprised of the territory shown on the boundary map (the "Boundary Map") entitled "Amendment No. 140 to Boundaries of Community Facilities District No. 2021-01 (Parks Maintenance), Moreno Valley Community Services District, City of Moreno Valley, County of Riverside, California" which is included as Exhibit B to this Resolution, and incorporated herein by this reference; and

WHEREAS, the Board desires to annex the Annexation Parcel to the CFD.

NOW, THEREFORE, THE BOARD FOR THE MORENO VALLEY COMMUNITY SERVICES DISTRICT OF THE CITY OF MORENO VALLEY, CALIFORNIA, DOES HEREBY RESOLVE AS FOLLOWS:

1. Recitals. The above recitals are all true and correct and are herein incorporated.
2. Annexation Approved. The Annexation Parcel is hereby added to and part of the CFD with full legal effect and is subject to the Special Tax.
3. Description of Services. The following is a general description of the services (the "Services") provided in the CFD:

Maintaining, lighting, and operating parks and park improvements that are owned and operated by the CSD, to the extent such services are in addition to services already provided at the time CFD No. 2021-01 was created and do not supplant existing services.

Fundable services include (i) planting, replanting, mowing, trimming, irrigation and fertilization of grass, trees, shrubs, and other plants and vegetation, (ii) the operation, maintenance, repair, and replacement of irrigation systems and lighting systems, and (iii) the operation maintenance, repair and replacement of any real property or improvements with a useful life of more than five years.

Fundable costs include, but are not limited to: (i) contracted costs for such services, (ii) salaries and benefits of staff, including park rangers, devoted to such services, (iii) expenses related to equipment, apparatus, and supplies related to these services, (iv) administrative and overhead costs, including staff time, associated with providing such services, and (v) lifecycle costs associated with the repair and replacement of facilities and improvements.

4. Amended Boundary Map. The Boundary Map attached hereto as Exhibit B is hereby approved. This map amends, and does not supersede, the existing maps of the CFD. The Board directs that said map be filed with the Riverside County Recorder pursuant to Section 3113 of the Streets and Highways Code.

5. Notice of Special Tax Lien. The Board directs that an amended notice of special tax lien be recorded pursuant to Section 3117.5 of the Streets and Highways Code with respect to the Annexation Parcel associated with the Boundary Map.

6. This Resolution shall be effective immediately upon adoption.

7. The Secretary shall certify to the adoption of this Resolution, and shall maintain it on file as a public record this Resolution.

8. Severability. The Board declares that, should any provision, section, paragraph, sentence or word of this Resolution be rendered or declared invalid by any final court action in a court of competent jurisdiction or by reason of any preemptive legislation, the remaining provisions, sections, paragraphs, sentences or words of this Resolution as hereby adopted shall remain in full force and effect.

2
Resolution No. CSD 2024-____
Date Adopted: February 6, 2024

APPROVED AND ADOPTED this 6th day of February, 2024.

Mayor of the City of Moreno Valley,
acting in the capacity as President of the
Board for the Moreno Valley Community
Services District

ATTEST:

City Clerk of the City of Moreno Valley,
acting in the capacity of Secretary of
the Moreno Valley Community
Services District

APPROVED AS TO FORM:

City Attorney of the City of Moreno Valley,
acting in the capacity of General Counsel
of the Moreno Valley Community Services District

Resolution No. CSD 2024-3
Date Adopted: February 6, 2024

Attachment: Resolution Ordering Annexation - Amendment No. 140 (6491 : PURSUANT TO LANDOWNER PETITIONS, ANNEX CERTAIN

RESOLUTION JURAT

I, Jane Halstead, Secretary of the Moreno Valley Community Services District, Moreno Valley, California do hereby certify that Resolution No. CSD 2024-____ was duly and regularly adopted by the Board of Directors for the Moreno Valley Community Services District at a regular meeting held on the 6th day of February 2024, by the following vote:

AYES:

NOES:

ABSENT:

ABSTAIN:

(Boardmembers, Vice-President and President)

SECRETARY

(SEAL)

Resolution No. CSD 2024-____⁴
Date Adopted: February 6, 2024

Attachment: Resolution Ordering Annexation - Amendment No. 140 (6491 : PURSUANT TO LANDOWNER PETITIONS, ANNEX CERTAIN

EXHIBIT A

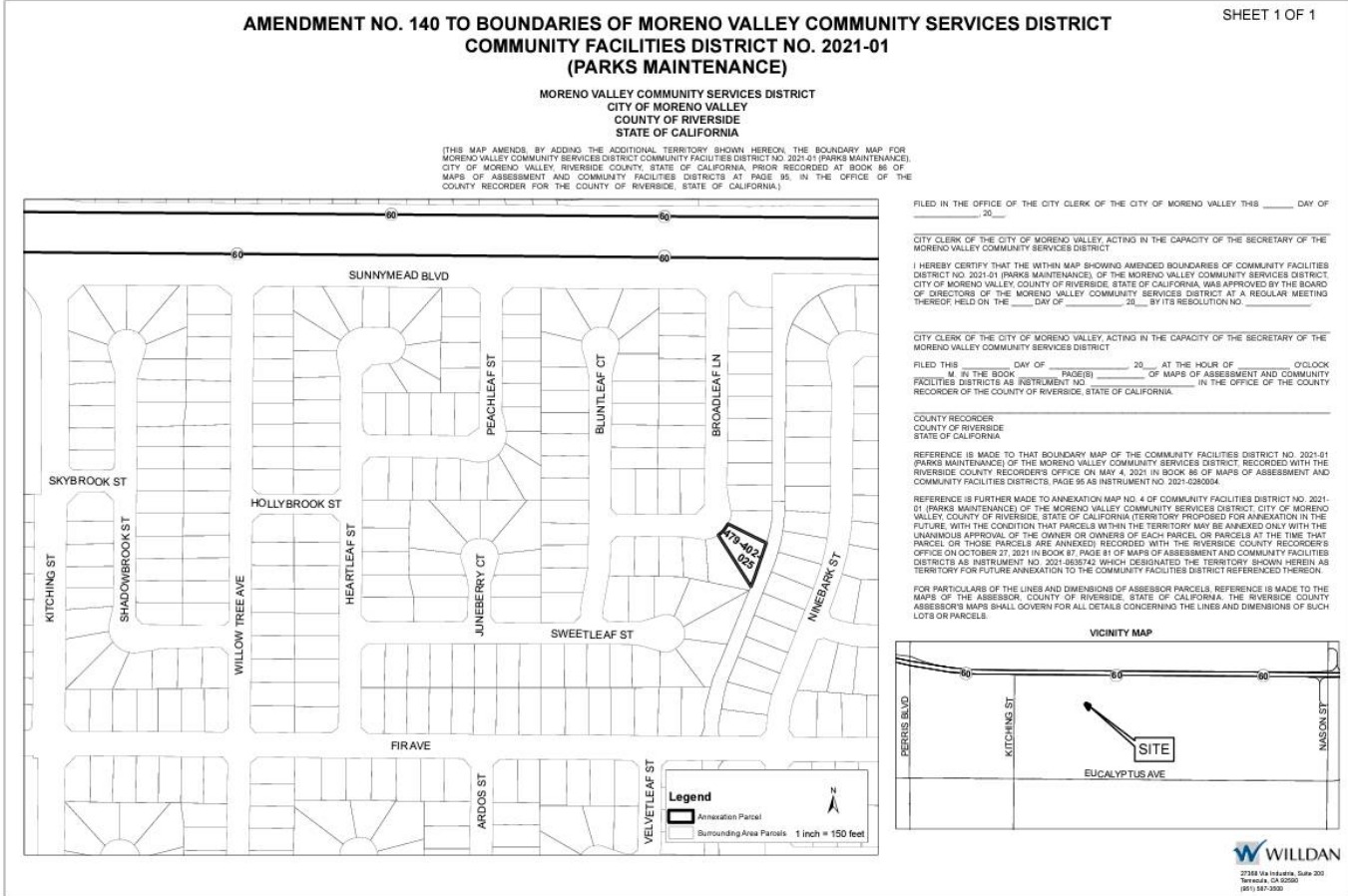
List of Annexation Parcel(s)

Amendment Map No.	Assessor's Parcel Number
140	479-402-025

Attachment: Resolution Ordering Annexation - Amendment No. 140 (6491 : PURSUANT TO LANDOWNER PETITIONS, ANNEX CERTAIN

Resolution No. CSD 2024-5
Date Adopted: February 6, 2024

EXHIBIT B Boundary Map Amendment



Attachment: Resolution Ordering Annexation - Amendment No. 140 (6491) : PURSUANT TO LANDOWNER PETITIONS, ANNEX CERTAIN

RESOLUTION NO. 2024-____

A RESOLUTION OF THE BOARD FOR THE MORENO VALLEY COMMUNITY SERVICES DISTRICT OF THE CITY OF MORENO VALLEY, CALIFORNIA, ORDERING THE ANNEXATION OF TERRITORY TO MORENO VALLEY COMMUNITY SERVICES DISTRICT COMMUNITY FACILITIES DISTRICT NO. 2021-01 (PARKS MAINTENANCE) AND APPROVING AN AMENDED MAP FOR SAID DISTRICT

WHEREAS, by its Resolution No. CSD 2021-22, Board established the Moreno Valley Community Services District Community Facilities District No. 2021-01 (Parks Maintenance) (the "CFD"), pursuant to the Mello-Roos Community Facilities Act of 1982 (Government Code Section 53311 *et seq.*) (the "Act"); and

WHEREAS, by its Ordinance No. CSD 55, the Board authorized an annual special tax to be levied against all non-exempt parcels of real property within the CFD (the "Special Tax") to fund parks maintenance services; and

WHEREAS, in order to permit landowners to efficiently annex developing parcels to the CFD, the Board, by its Ordinance No. CSD 56 designated the entire territory of the City of Moreno Valley as a future annexation area for the CFD; and

WHEREAS, the landowner of the parcel listed on Exhibit A to this Resolution, which is attached hereto and incorporated herein by reference, has submitted to the District a petition requesting and approving annexation of the listed parcel (the "Annexation Parcel") to the CFD; and

WHEREAS, the Annexation Parcel is comprised of the territory shown on the boundary map (the "Boundary Map") entitled "Amendment No. 142 to Boundaries of Community Facilities District No. 2021-01 (Parks Maintenance), Moreno Valley Community Services District, City of Moreno Valley, County of Riverside, California" which is included as Exhibit B to this Resolution, and incorporated herein by this reference; and

WHEREAS, the Board desires to annex the Annexation Parcel to the CFD.

NOW, THEREFORE, THE BOARD FOR THE MORENO VALLEY COMMUNITY SERVICES DISTRICT OF THE CITY OF MORENO VALLEY, CALIFORNIA, DOES HEREBY RESOLVE AS FOLLOWS:

1. Recitals. The above recitals are all true and correct and are herein incorporated.
2. Annexation Approved. The Annexation Parcel is hereby added to and part of the CFD with full legal effect and is subject to the Special Tax.
3. Description of Services. The following is a general description of the services (the "Services") provided in the CFD:

1

Resolution No. 2024-____
Date Adopted: February 6, 2024

Maintaining, lighting, and operating parks and park improvements that are owned and operated by the CSD, to the extent such services are in addition to services already provided at the time CFD No. 2021-01 was created and do not supplant existing services.

Fundable services include (i) planting, replanting, mowing, trimming, irrigation and fertilization of grass, trees, shrubs, and other plants and vegetation, (ii) the operation, maintenance, repair, and replacement of irrigation systems and lighting systems, and (iii) the operation maintenance, repair and replacement of any real property or improvements with a useful life of more than five years.

Fundable costs include, but are not limited to: (i) contracted costs for such services, (ii) salaries and benefits of staff, including park rangers, devoted to such services, (iii) expenses related to equipment, apparatus, and supplies related to these services, (iv) administrative and overhead costs, including staff time, associated with providing such services, and (v) lifecycle costs associated with the repair and replacement of facilities and improvements.

4. Amended Boundary Map. The Boundary Map attached hereto as Exhibit B is hereby approved. This map amends, and does not supersede, the existing maps of the CFD. The Board directs that said map be filed with the Riverside County Recorder pursuant to Section 3113 of the Streets and Highways Code.

5. Notice of Special Tax Lien. The Board directs that an amended notice of special tax lien be recorded pursuant to Section 3117.5 of the Streets and Highways Code with respect to the Annexation Parcel associated with the Boundary Map.

6. This Resolution shall be effective immediately upon adoption.

7. The Secretary shall certify to the adoption of this Resolution, and shall maintain it on file as a public record this Resolution.

8. Severability. The Board declares that, should any provision, section, paragraph, sentence or word of this Resolution be rendered or declared invalid by any final court action in a court of competent jurisdiction or by reason of any preemptive legislation, the remaining provisions, sections, paragraphs, sentences or words of this Resolution as hereby adopted shall remain in full force and effect.

2
Resolution No. CSD 2024-____
Date Adopted: February 6, 2024

APPROVED AND ADOPTED this 6th day of February, 2024.

Mayor of the City of Moreno Valley,
acting in the capacity as President of the
Board for the Moreno Valley Community
Services District

ATTEST:

City Clerk of the City of Moreno Valley,
acting in the capacity of Secretary of
the Moreno Valley Community
Services District

APPROVED AS TO FORM:

City Attorney of the City of Moreno Valley,
acting in the capacity of General Counsel
of the Moreno Valley Community Services District

Resolution No. CSD 2024-3
Date Adopted: February 6, 2024

Attachment: Resolution Ordering Annexation - Amendment No. 142 (6491 : PURSUANT TO LANDOWNER PETITIONS, ANNEX CERTAIN

RESOLUTION JURAT

I, Jane Halstead, Secretary of the Moreno Valley Community Services District, Moreno Valley, California do hereby certify that Resolution No. CSD 2024-____ was duly and regularly adopted by the Board of Directors for the Moreno Valley Community Services District at a regular meeting held on the 6th day of February 2024, by the following vote:

AYES:

NOES:

ABSENT:

ABSTAIN:

(Boardmembers, Vice-President and President)

SECRETARY

(SEAL)

Resolution No. CSD 2024-____⁴
Date Adopted: February 6, 2024

Attachment: Resolution Ordering Annexation - Amendment No. 142 (6491 : PURSUANT TO LANDOWNER PETITIONS, ANNEX CERTAIN

EXHIBIT A

List of Annexation Parcel(s)

Amendment Map No.	Assessor's Parcel Number
142	481-230-053

Attachment: Resolution Ordering Annexation - Amendment No. 142 (6491 : PURSUANT TO LANDOWNER PETITIONS, ANNEX CERTAIN

Resolution No. CSD 2024-5
Date Adopted: February 6, 2024

EXHIBIT B

Boundary Map Amendment

**AMENDMENT NO. 142 TO BOUNDARIES OF MORENO VALLEY COMMUNITY SERVICES DISTRICT
COMMUNITY FACILITIES DISTRICT NO. 2021-01
(PARKS MAINTENANCE)**

SHEET 1 OF 1

**MORENO VALLEY COMMUNITY SERVICES DISTRICT
CITY OF MORENO VALLEY
COUNTY OF RIVERSIDE
STATE OF CALIFORNIA**

[THIS MAP AMENDS, BY ADDING THE ADDITIONAL TERRITORY SHOWN HEREON, THE BOUNDARY MAP FOR MORENO VALLEY COMMUNITY SERVICES DISTRICT COMMUNITY FACILITIES DISTRICT NO. 2021-01 (PARKS MAINTENANCE), CITY OF MORENO VALLEY, RIVERSIDE COUNTY, STATE OF CALIFORNIA, PRIOR RECORDED AT BOOK 86 OF MAPS OF ASSESSMENT AND COMMUNITY FACILITIES DISTRICTS AT PAGE 95, IN THE OFFICE OF THE COUNTY RECORDER FOR THE COUNTY OF RIVERSIDE, STATE OF CALIFORNIA.]

FILED IN THE OFFICE OF THE CITY CLERK OF THE CITY OF MORENO VALLEY THIS _____ DAY OF _____, 20____.

CITY CLERK OF THE CITY OF MORENO VALLEY ACTING IN THE CAPACITY OF THE SECRETARY OF THE MORENO VALLEY COMMUNITY SERVICES DISTRICT

I HEREBY CERTIFY THAT THE WITHIN MAP SHOWING AMENDED BOUNDARIES OF COMMUNITY FACILITIES DISTRICT NO. 2021-01 (PARKS MAINTENANCE), OF THE MORENO VALLEY COMMUNITY SERVICES DISTRICT, CITY OF MORENO VALLEY, COUNTY OF RIVERSIDE, STATE OF CALIFORNIA, WAS APPROVED BY THE BOARD OF DIRECTORS OF THE MORENO VALLEY COMMUNITY SERVICES DISTRICT AT A REGULAR MEETING THEREOF HELD ON THE _____ DAY OF _____, 20____, BY ITS RESOLUTION NO. _____.

CITY CLERK OF THE CITY OF MORENO VALLEY ACTING IN THE CAPACITY OF THE SECRETARY OF THE MORENO VALLEY COMMUNITY SERVICES DISTRICT

FILED THIS _____ DAY OF _____, 20____, AT THE HOUR OF _____ O'CLOCK _____ M. IN THE BOOK _____ PAGE(S) _____ OF MAPS OF ASSESSMENT AND COMMUNITY FACILITIES DISTRICTS AS INSTRUMENT NO. _____ IN THE OFFICE OF THE COUNTY RECORDER OF THE COUNTY OF RIVERSIDE, STATE OF CALIFORNIA.

COUNTY RECORDER
COUNTY OF RIVERSIDE
STATE OF CALIFORNIA

REFERENCE IS MADE TO THAT BOUNDARY MAP OF THE COMMUNITY FACILITIES DISTRICT NO. 2021-01 (PARKS MAINTENANCE) OF THE MORENO VALLEY COMMUNITY SERVICES DISTRICT RECORDED WITH THE RIVERSIDE COUNTY RECORDER'S OFFICE ON MAY 4, 2021 IN BOOK 86 OF MAPS OF ASSESSMENT AND COMMUNITY FACILITIES DISTRICTS, PAGE 95 AS INSTRUMENT NO. 2021-028204.

REFERENCE IS FURTHER MADE TO ANNEXATION MAP NO. 4 OF COMMUNITY FACILITIES DISTRICT NO. 2021-01 (PARKS MAINTENANCE) OF THE MORENO VALLEY COMMUNITY SERVICES DISTRICT, CITY OF MORENO VALLEY, COUNTY OF RIVERSIDE, STATE OF CALIFORNIA (TERRITORY PROPOSED FOR ANNEXATION IN THE FUTURE, WITH THE CONDITION THAT PARCELS WITHIN THE TERRITORY MAY BE ANNEXED ONLY WITH THE UNANIMOUS APPROVAL OF THE OWNER OR OWNERS OF EACH PARCEL, OR PARCELS AT THE TIME THAT PARCEL OR THOSE PARCELS ARE ANNEXED) RECORDED WITH THE RIVERSIDE COUNTY RECORDER'S OFFICE ON OCTOBER 27, 2021 IN BOOK 87, PAGE 81 OF MAPS OF ASSESSMENT AND COMMUNITY FACILITIES DISTRICTS AS INSTRUMENT NO. 2021-865742 WHICH DESIGNATED THE TERRITORY SHOWN HEREIN AS TERRITORY FOR FUTURE ANNEXATION TO THE COMMUNITY FACILITIES DISTRICT REFERENCED HEREOF.

FOR PARTICULARS OF THE LINES AND DIMENSIONS OF ASSESSOR PARCELS, REFERENCE IS MADE TO THE MAPS OF THE ASSESSOR, COUNTY OF RIVERSIDE, STATE OF CALIFORNIA. THE RIVERSIDE COUNTY ASSESSOR'S MAPS SHALL GOVERN FOR ALL DETAILS CONCERNING THE LINES AND DIMENSIONS OF SUCH LOTS OR PARCELS.

VICINITY MAP

WILLDAN
27366 Via Inyatta, Suite 203
Inyatta, CA 92550
951.941.3933

Attachment: Resolution Ordering Annexation - Amendment No. 142 (6491) : PURSUANT TO LANDOWNER PETITIONS, ANNEX CERTAIN

AMENDMENT NO. 103 TO BOUNDARIES OF MORENO VALLEY COMMUNITY SERVICES DISTRICT COMMUNITY FACILITIES DISTRICT NO. 2021-01 (PARKS MAINTENANCE)

**MORENO VALLEY COMMUNITY SERVICES DISTRICT
CITY OF MORENO VALLEY
COUNTY OF RIVERSIDE
STATE OF CALIFORNIA**

(THIS MAP AMENDS, BY ADDING THE ADDITIONAL TERRITORY SHOWN HEREON, THE BOUNDARY MAP FOR CITY OF MORENO VALLEY COMMUNITY FACILITIES DISTRICT NO. 2021-01 (PARKS MAINTENANCE), CITY OF MORENO VALLEY, RIVERSIDE COUNTY, STATE OF CALIFORNIA, PRIOR RECORDED AT BOOK 86 OF MAPS OF ASSESSMENT AND COMMUNITY FACILITIES DISTRICTS AT PAGE 95 IN THE OFFICE OF THE COUNTY RECORDER FOR THE COUNTY OF RIVERSIDE, STATE OF CALIFORNIA.)



FILED IN THE OFFICE OF THE CITY CLERK OF THE CITY OF MORENO VALLEY THIS _____ DAY OF _____, 20____.

CITY CLERK OF THE CITY OF MORENO VALLEY, ACTING IN THE CAPACITY OF THE SECRETARY OF THE MORENO VALLEY COMMUNITY SERVICES DISTRICT

I HEREBY CERTIFY THAT THE WITHIN MAP SHOWING AMENDED BOUNDARIES OF COMMUNITY FACILITIES DISTRICT NO. 2021-01 (PARKS MAINTENANCE) OF THE MORENO VALLEY COMMUNITY SERVICES DISTRICT, CITY OF MORENO VALLEY, COUNTY OF RIVERSIDE, STATE OF CALIFORNIA WAS APPROVED BY THE BOARD OF DIRECTORS OF THE MORENO VALLEY COMMUNITY SERVICES DISTRICT AT A REGULAR MEETING THEREOF, HELD ON THE _____ DAY OF _____, 20____ BY ITS RESOLUTION NO. _____.

CITY CLERK OF THE CITY OF MORENO VALLEY, ACTING IN THE CAPACITY OF THE SECRETARY OF THE MORENO VALLEY COMMUNITY SERVICES DISTRICT

FILED THIS _____ DAY OF _____, 20____ AT THE HOUR OF _____ O'CLOCK _____ M. IN THE BOOK _____ PAGE(S) _____ OF MAPS OF ASSESSMENT AND COMMUNITY FACILITIES DISTRICTS AS INSTRUMENT NO. _____ IN THE OFFICE OF THE COUNTY RECORDER OF THE COUNTY OF RIVERSIDE, STATE OF CALIFORNIA.

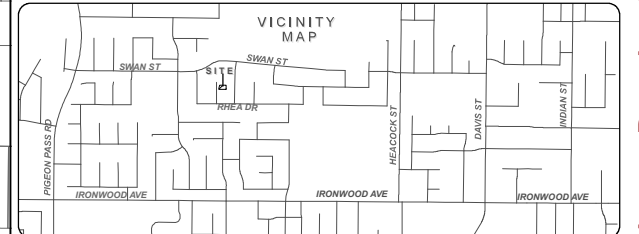
COUNTY RECORDER
COUNTY OF RIVERSIDE
STATE OF CALIFORNIA

REFERENCE IS MADE TO THAT BOUNDARY MAP OF THE COMMUNITY FACILITIES DISTRICT NO. 2021-01 (PARKS MAINTENANCE) OF THE MORENO VALLEY COMMUNITY SERVICES DISTRICT, RECORDED WITH THE RIVERSIDE COUNTY RECORDER'S OFFICE ON MAY 4, 2021 IN BOOK 86 OF MAPS OF ASSESSMENT AND COMMUNITY FACILITIES DISTRICTS, PAGE 95 AS INSTRUMENT NO. 2021-0280004.

REFERENCE IS FURTHER MADE TO ANNEXATION MAP NO. 4 OF COMMUNITY FACILITIES DISTRICT NO. 2021-01 (PARKS MAINTENANCE) OF THE MORENO VALLEY COMMUNITY SERVICES DISTRICT, CITY OF MORENO VALLEY, COUNTY OF RIVERSIDE, STATE OF CALIFORNIA (TERRITORY PROPOSED FOR ANNEXATION IN THE FUTURE, WITH THE CONDITION THAT PARCELS WITHIN THAT TERRITORY MAY BE ANNEXED ONLY WITH THE UNANIMOUS APPROVAL OF THE OWNER OR OWNERS OF EACH PARCEL OR PARCELS AT THE TIME THAT PARCEL OR THOSE PARCELS ARE ANNEXED) RECORDED WITH THE RIVERSIDE COUNTY RECORDER'S OFFICE ON OCTOBER 27, 2021 IN BOOK 87, PAGE 81 OF MAPS OF ASSESSMENTS AND COMMUNITY FACILITIES DISTRICTS AS INSTRUMENT NO. 2021-0635742, WHICH DESIGNATED THE TERRITORY SHOWN HEREIN AS TERRITORY FOR FUTURE ANNEXATION TO THE COMMUNITY FACILITIES DISTRICT REFERENCE THEREON.

FOR PARTICULARS OF THE LINES AND DIMENSIONS OF ASSESSOR PARCELS, REFERENCE IS MADE TO THE MAPS OF THE ASSESSOR, COUNTY OF RIVERSIDE, STATE OF CALIFORNIA.

THE RIVERSIDE COUNTY ASSESSOR'S MAPS SHALL GOVERN FOR ALL DETAILS CONCERNING THE LINES AND DIMENSIONS OF SUCH LOTS OR PARCELS.

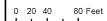


Source: Riverside County GIS
Geographic Coordinate Reference: GCS North American 1983
Projection: NAD 1983 StatePlane California VI FIPS 0406 Feet



Legend

- Annexation Parcel
- Surrounding Area Parcels



Attachment: Boundary Map - Amendment No. 103 (6491) : PURSUANT TO LANDOWNER PETITIONS,

AMENDMENT NO. 138 TO BOUNDARIES OF MORENO VALLEY COMMUNITY SERVICES DISTRICT COMMUNITY FACILITIES DISTRICT NO. 2021-01 (PARKS MAINTENANCE)

MORENO VALLEY COMMUNITY SERVICES DISTRICT
CITY OF MORENO VALLEY
COUNTY OF RIVERSIDE
STATE OF CALIFORNIA

(THIS MAP AMENDS, BY ADDING THE ADDITIONAL TERRITORY SHOWN HEREON, THE BOUNDARY MAP FOR MORENO VALLEY COMMUNITY SERVICES DISTRICT COMMUNITY FACILITIES DISTRICT NO. 2021-01 (PARKS MAINTENANCE), CITY OF MORENO VALLEY, RIVERSIDE COUNTY, STATE OF CALIFORNIA, PRIOR RECORDED AT BOOK 86 OF MAPS OF ASSESSMENT AND COMMUNITY FACILITIES DISTRICTS AT PAGE 95, IN THE OFFICE OF THE COUNTY RECORDER FOR THE COUNTY OF RIVERSIDE, STATE OF CALIFORNIA.)



FILED IN THE OFFICE OF THE CITY CLERK OF THE CITY OF MORENO VALLEY THIS ____ DAY OF _____, 20__.

CITY CLERK OF THE CITY OF MORENO VALLEY, ACTING IN THE CAPACITY OF THE SECRETARY OF THE MORENO VALLEY COMMUNITY SERVICES DISTRICT

I HEREBY CERTIFY THAT THE WITHIN MAP SHOWING AMENDED BOUNDARIES OF COMMUNITY FACILITIES DISTRICT NO. 2021-01 (PARKS MAINTENANCE), OF THE MORENO VALLEY COMMUNITY SERVICES DISTRICT, CITY OF MORENO VALLEY, COUNTY OF RIVERSIDE, STATE OF CALIFORNIA, WAS APPROVED BY THE BOARD OF DIRECTORS OF THE MORENO VALLEY COMMUNITY SERVICES DISTRICT AT A REGULAR MEETING THEREOF, HELD ON THE ____ DAY OF _____, 20__ BY ITS RESOLUTION NO. _____.

CITY CLERK OF THE CITY OF MORENO VALLEY, ACTING IN THE CAPACITY OF THE SECRETARY OF THE MORENO VALLEY COMMUNITY SERVICES DISTRICT

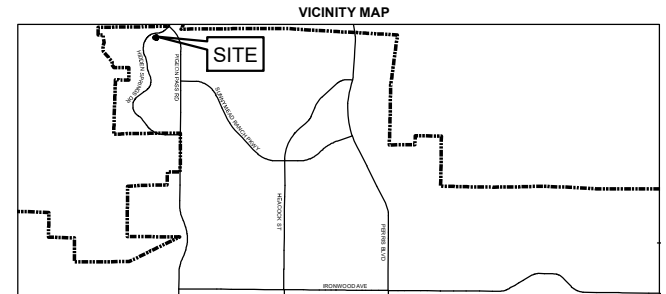
FILED THIS ____ DAY OF _____, 20__, AT THE HOUR OF ____ O'CLOCK ____ M IN THE BOOK ____ PAGE(S) ____ OF MAPS OF ASSESSMENT AND COMMUNITY FACILITIES DISTRICTS AS INSTRUMENT NO. _____ IN THE OFFICE OF THE COUNTY RECORDER OF THE COUNTY OF RIVERSIDE, STATE OF CALIFORNIA.

COUNTY RECORDER
COUNTY OF RIVERSIDE
STATE OF CALIFORNIA

REFERENCE IS MADE TO THAT BOUNDARY MAP OF THE COMMUNITY FACILITIES DISTRICT NO. 2021-01 (PARKS MAINTENANCE) OF THE MORENO VALLEY COMMUNITY SERVICES DISTRICT, RECORDED WITH THE RIVERSIDE COUNTY RECORDERS OFFICE ON MAY 4, 2021 IN BOOK 86 OF MAPS OF ASSESSMENT AND COMMUNITY FACILITIES DISTRICTS, PAGE 95 AS INSTRUMENT NO. 2021-0280004.

REFERENCE IS FURTHER MADE TO ANNEXATION MAP NO. 4 OF COMMUNITY FACILITIES DISTRICT NO. 2021-01 (PARKS MAINTENANCE) OF THE MORENO VALLEY COMMUNITY SERVICES DISTRICT, CITY OF MORENO VALLEY, COUNTY OF RIVERSIDE, STATE OF CALIFORNIA (TERRITORY PROPOSED FOR ANNEXATION IN THE FUTURE, WITH THE CONDITION THAT PARCELS WITHIN THAT TERRITORY MAY BE ANNEXED ONLY WITH THE UNANIMOUS APPROVAL OF THE OWNER OR OWNERS OF EACH PARCEL OR PARCELS AT THE TIME THAT PARCEL OR THOSE PARCELS ARE ANNEXED) RECORDED WITH THE RIVERSIDE COUNTY RECORDER'S OFFICE ON OCTOBER 27, 2021 IN BOOK 87, PAGE 81 OF MAPS OF ASSESSMENT AND COMMUNITY FACILITIES DISTRICTS AS INSTRUMENT NO. 2021-0635742 WHICH DESIGNATED THE TERRITORY SHOWN HEREIN AS TERRITORY FOR FUTURE ANNEXATION TO THE COMMUNITY FACILITIES DISTRICT REFERENCED THEREON.

FOR PARTICULARS OF THE LINES AND DIMENSIONS OF ASSESSOR PARCELS, REFERENCE IS MADE TO THE MAPS OF THE ASSESSOR, COUNTY OF RIVERSIDE, STATE OF CALIFORNIA. THE RIVERSIDE COUNTY ASSESSOR'S MAPS SHALL GOVERN FOR ALL DETAILS CONCERNING THE LINES AND DIMENSIONS OF SUCH LOTS OR PARCELS.



WILLDAN
27368 Via Industria, Suite 200
Temecula, CA 92590
(951) 567-5500

Attachment: Boundary Map - Amendment No. 138 (6491 : PURSUANT TO LANDOWNER PETITIONS,

AMENDMENT NO. 139 TO BOUNDARIES OF MORENO VALLEY COMMUNITY SERVICES DISTRICT COMMUNITY FACILITIES DISTRICT NO. 2021-01 (PARKS MAINTENANCE)

MORENO VALLEY COMMUNITY SERVICES DISTRICT
CITY OF MORENO VALLEY
COUNTY OF RIVERSIDE
STATE OF CALIFORNIA

(THIS MAP AMENDS, BY ADDING THE ADDITIONAL TERRITORY SHOWN HEREON, THE BOUNDARY MAP FOR MORENO VALLEY COMMUNITY SERVICES DISTRICT COMMUNITY FACILITIES DISTRICT NO. 2021-01 (PARKS MAINTENANCE), CITY OF MORENO VALLEY, RIVERSIDE COUNTY, STATE OF CALIFORNIA, PRIOR RECORDED AT BOOK 86 OF MAPS OF ASSESSMENT AND COMMUNITY FACILITIES DISTRICTS AT PAGE 95, IN THE OFFICE OF THE COUNTY RECORDER FOR THE COUNTY OF RIVERSIDE, STATE OF CALIFORNIA.)



Legend

- Annexation Parcel
- Surrounding Area Parcels

1 inch = 75 feet

FILED IN THE OFFICE OF THE CITY CLERK OF THE CITY OF MORENO VALLEY THIS ____ DAY OF ____ 20__.

CITY CLERK OF THE CITY OF MORENO VALLEY, ACTING IN THE CAPACITY OF THE SECRETARY OF THE MORENO VALLEY COMMUNITY SERVICES DISTRICT

I HEREBY CERTIFY THAT THE WITHIN MAP SHOWING AMENDED BOUNDARIES OF COMMUNITY FACILITIES DISTRICT NO. 2021-01 (PARKS MAINTENANCE), OF THE MORENO VALLEY COMMUNITY SERVICES DISTRICT, CITY OF MORENO VALLEY, COUNTY OF RIVERSIDE, STATE OF CALIFORNIA, WAS APPROVED BY THE BOARD OF DIRECTORS OF THE MORENO VALLEY COMMUNITY SERVICES DISTRICT AT A REGULAR MEETING THEREOF, HELD ON THE ____ DAY OF ____ 20__ BY ITS RESOLUTION NO. ____.

CITY CLERK OF THE CITY OF MORENO VALLEY, ACTING IN THE CAPACITY OF THE SECRETARY OF THE MORENO VALLEY COMMUNITY SERVICES DISTRICT

FILED THIS ____ DAY OF ____ 20__ AT THE HOUR OF ____ O'CLOCK ____ M. IN THE BOOK ____ PAGE(S) ____ OF MAPS OF ASSESSMENT AND COMMUNITY FACILITIES DISTRICTS AS INSTRUMENT NO. ____ IN THE OFFICE OF THE COUNTY RECORDER OF THE COUNTY OF RIVERSIDE, STATE OF CALIFORNIA.

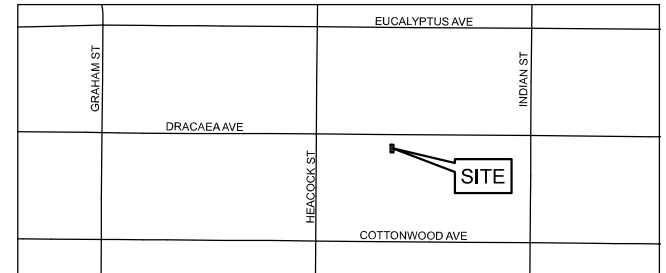
COUNTY RECORDER
COUNTY OF RIVERSIDE
STATE OF CALIFORNIA

REFERENCE IS MADE TO THAT BOUNDARY MAP OF THE COMMUNITY FACILITIES DISTRICT NO. 2021-01 (PARKS MAINTENANCE) OF THE MORENO VALLEY COMMUNITY SERVICES DISTRICT, RECORDED WITH THE RIVERSIDE COUNTY RECORDER'S OFFICE ON MAY 4, 2021 IN BOOK 86 OF MAPS OF ASSESSMENT AND COMMUNITY FACILITIES DISTRICTS, PAGE 95 AS INSTRUMENT NO. 2021-0280004.

REFERENCE IS FURTHER MADE TO ANNEXATION MAP NO. 4 OF COMMUNITY FACILITIES DISTRICT NO. 2021-01 (PARKS MAINTENANCE) OF THE MORENO VALLEY COMMUNITY SERVICES DISTRICT, CITY OF MORENO VALLEY, COUNTY OF RIVERSIDE, STATE OF CALIFORNIA (TERRITORY PROPOSED FOR ANNEXATION IN THE FUTURE, WITH THE CONDITION THAT PARCELS WITHIN THE TERRITORY MAY BE ANNEXED ONLY WITH THE UNANIMOUS APPROVAL OF THE OWNER OR OWNERS OF EACH PARCEL OR PARCELS AT THE TIME THAT PARCEL OR THOSE PARCELS ARE ANNEXED) RECORDED WITH THE RIVERSIDE COUNTY RECORDER'S OFFICE ON OCTOBER 27, 2021 IN BOOK 87, PAGE 81 OF MAPS OF ASSESSMENT AND COMMUNITY FACILITIES DISTRICTS AS INSTRUMENT NO. 2021-0635742 WHICH DESIGNATED THE TERRITORY SHOWN HEREIN AS TERRITORY FOR FUTURE ANNEXATION TO THE COMMUNITY FACILITIES DISTRICT REFERENCED THEREON.

FOR PARTICULARS OF THE LINES AND DIMENSIONS OF ASSESSOR PARCELS, REFERENCE IS MADE TO THE MAPS OF THE ASSESSOR, COUNTY OF RIVERSIDE, STATE OF CALIFORNIA, THE RIVERSIDE COUNTY ASSESSOR'S MAPS SHALL GOVERN FOR ALL DETAILS CONCERNING THE LINES AND DIMENSIONS OF SUCH LOTS OR PARCELS.

VICINITY MAP



WILLDAN
27368 Via Industria, Suite 200
Temecula, CA 92590
(951) 567-3500

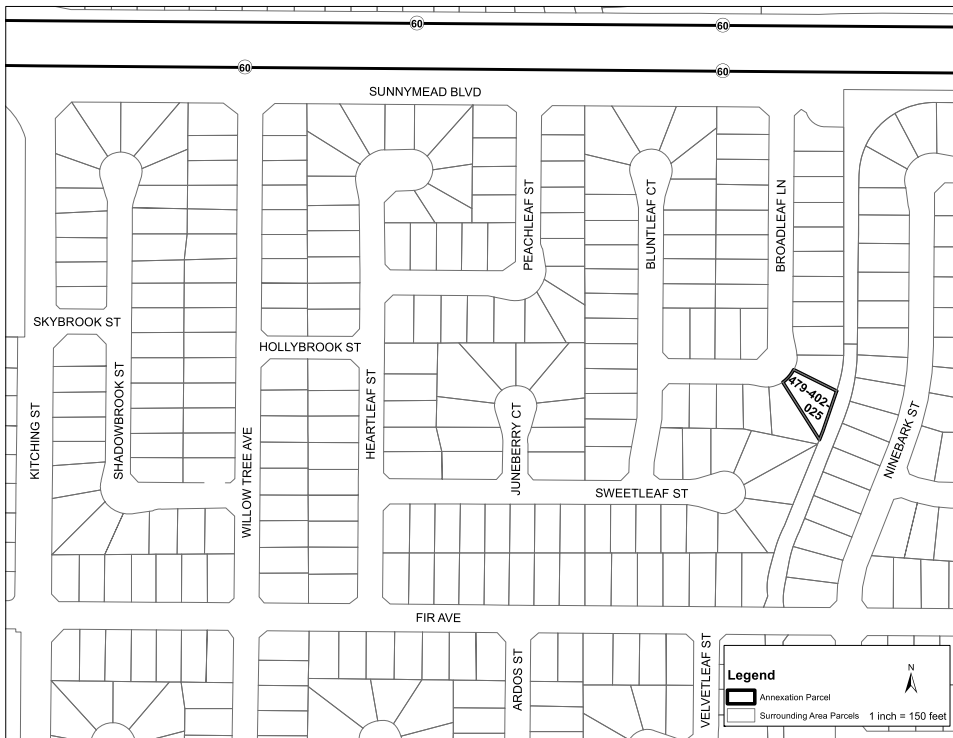
Attachment: Boundary Map - Amendment No. 139 (6491 : PURSUANT TO LANDOWNER PETITIONS,

AMENDMENT NO. 140 TO BOUNDARIES OF MORENO VALLEY COMMUNITY SERVICES DISTRICT COMMUNITY FACILITIES DISTRICT NO. 2021-01 (PARKS MAINTENANCE)

SHEET 1 OF 1

**MORENO VALLEY COMMUNITY SERVICES DISTRICT
CITY OF MORENO VALLEY
COUNTY OF RIVERSIDE
STATE OF CALIFORNIA**

(THIS MAP AMENDS, BY ADDING THE ADDITIONAL TERRITORY SHOWN HEREON, THE BOUNDARY MAP FOR MORENO VALLEY COMMUNITY SERVICES DISTRICT COMMUNITY FACILITIES DISTRICT NO. 2021-01 (PARKS MAINTENANCE), CITY OF MORENO VALLEY, RIVERSIDE COUNTY, STATE OF CALIFORNIA, PRIOR RECORDED AT BOOK 86 OF MAPS OF ASSESSMENT AND COMMUNITY FACILITIES DISTRICTS AT PAGE 95, IN THE OFFICE OF THE COUNTY RECORDER FOR THE COUNTY OF RIVERSIDE, STATE OF CALIFORNIA.)



Legend

- Annexation Parcel
- Surrounding Area Parcels

1 inch = 150 feet

FILED IN THE OFFICE OF THE CITY CLERK OF THE CITY OF MORENO VALLEY THIS ____ DAY OF ____ 20__

CITY CLERK OF THE CITY OF MORENO VALLEY ACTING IN THE CAPACITY OF THE SECRETARY OF THE MORENO VALLEY COMMUNITY SERVICES DISTRICT

I HEREBY CERTIFY THAT THE WITHIN MAP SHOWING AMENDED BOUNDARIES OF COMMUNITY FACILITIES DISTRICT NO. 2021-01 (PARKS MAINTENANCE) OF THE MORENO VALLEY COMMUNITY SERVICES DISTRICT CITY OF MORENO VALLEY, COUNTY OF RIVERSIDE, STATE OF CALIFORNIA, WAS APPROVED BY THE BOARD OF DIRECTORS OF THE MORENO VALLEY COMMUNITY SERVICES DISTRICT AT A REGULAR MEETING THEREOF HELD ON THE ____ DAY OF ____ 20__ BY ITS RESOLUTION NO. ____

CITY CLERK OF THE CITY OF MORENO VALLEY ACTING IN THE CAPACITY OF THE SECRETARY OF THE MORENO VALLEY COMMUNITY SERVICES DISTRICT

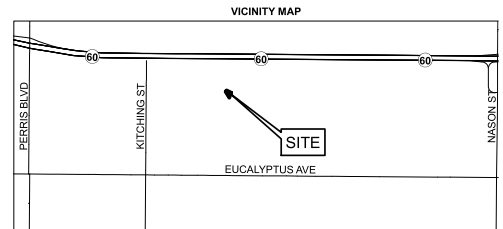
FILED THIS ____ DAY OF ____ 20__ AT THE HOUR OF ____ O'CLOCK ____ M. IN THE BOOK ____ PAGE(S) ____ OF MAPS OF ASSESSMENT AND COMMUNITY FACILITIES DISTRICTS AS INSTRUMENT NO. ____ IN THE OFFICE OF THE COUNTY RECORDER OF THE COUNTY OF RIVERSIDE, STATE OF CALIFORNIA.

COUNTY RECORDER
COUNTY OF RIVERSIDE
STATE OF CALIFORNIA

REFERENCE IS MADE TO THAT BOUNDARY MAP OF THE COMMUNITY FACILITIES DISTRICT NO. 2021-01 (PARKS MAINTENANCE) OF THE MORENO VALLEY COMMUNITY SERVICES DISTRICT, RECORDED WITH THE RIVERSIDE COUNTY RECORDER'S OFFICE ON MAY 4, 2021 IN BOOK 86 OF MAPS OF ASSESSMENT AND COMMUNITY FACILITIES DISTRICTS, PAGE 95 AS INSTRUMENT NO. 2021-028004.

REFERENCE IS FURTHER MADE TO ANNEXATION MAP NO. 4 OF COMMUNITY FACILITIES DISTRICT NO. 2021-01 (PARKS MAINTENANCE) OF THE MORENO VALLEY COMMUNITY SERVICES DISTRICT, CITY OF MORENO VALLEY, COUNTY OF RIVERSIDE, STATE OF CALIFORNIA (TERRITORY PROPOSED FOR ANNEXATION IN THE FUTURE, WITH THE CONDITION THAT PARCELS WITHIN THE TERRITORY MAY BE ANNEXED ONLY WITH THE UNANIMOUS APPROVAL OF THE OWNER OR OWNERS OF EACH PARCEL OR PARCELS AT THE TIME THAT PARCEL OR THOSE PARCELS ARE ANNEXED) RECORDED WITH THE RIVERSIDE COUNTY RECORDER'S OFFICE ON OCTOBER 27, 2021 IN BOOK 87, PAGE 81 OF MAPS OF ASSESSMENT AND COMMUNITY FACILITIES DISTRICTS AS INSTRUMENT NO. 2021-035742 WHICH DESIGNATED THE TERRITORY SHOWN HEREIN AS TERRITORY FOR FUTURE ANNEXATION TO THE COMMUNITY FACILITIES DISTRICT REFERENCED THEREON.

FOR PARTICULARS OF THE LINES AND DIMENSIONS OF ASSESSOR PARCELS, REFERENCE IS MADE TO THE MAPS OF THE ASSESSOR, COUNTY OF RIVERSIDE, STATE OF CALIFORNIA, THE RIVERSIDE COUNTY ASSESSOR'S MAPS SHALL GOVERN FOR ALL DETAILS CONCERNING THE LINES AND DIMENSIONS OF SUCH LOTS OR PARCELS.



WILLDA
27368 Via Industria, Suite 200
Torrance, CA 90509
(611) 987-3500

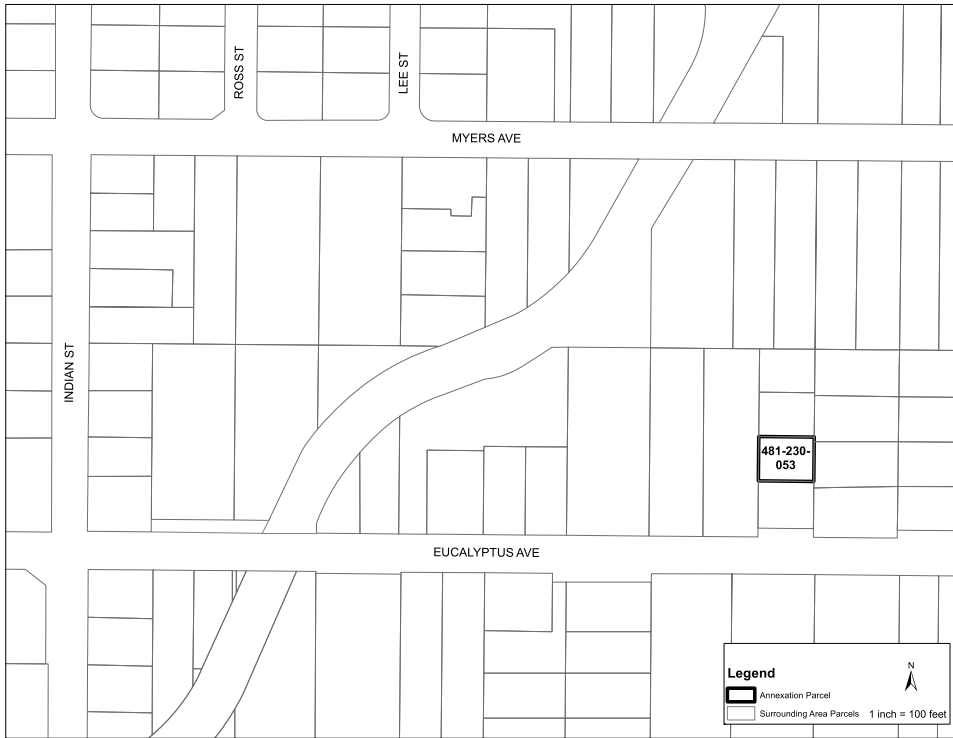
Attachment: Boundary Map - Amendment No. 140 (6491) : PURSUANT TO LANDOWNER PETITIONS, ANNEX CERTAIN PARCELS INTO

AMENDMENT NO. 142 TO BOUNDARIES OF MORENO VALLEY COMMUNITY SERVICES DISTRICT COMMUNITY FACILITIES DISTRICT NO. 2021-01 (PARKS MAINTENANCE)

SHEET 1 OF 1

**MORENO VALLEY COMMUNITY SERVICES DISTRICT
CITY OF MORENO VALLEY
COUNTY OF RIVERSIDE
STATE OF CALIFORNIA**

(THIS MAP AMENDS, BY ADDING THE ADDITIONAL TERRITORY SHOWN HEREON, THE BOUNDARY MAP FOR MORENO VALLEY COMMUNITY SERVICES DISTRICT COMMUNITY FACILITIES DISTRICT NO. 2021-01 (PARKS MAINTENANCE), CITY OF MORENO VALLEY, RIVERSIDE COUNTY, STATE OF CALIFORNIA, PRIOR RECORDED AT BOOK 86 OF MAPS OF ASSESSMENT AND COMMUNITY FACILITIES DISTRICTS AT PAGE 95, IN THE OFFICE OF THE COUNTY RECORDER FOR THE COUNTY OF RIVERSIDE, STATE OF CALIFORNIA.)



FILED IN THE OFFICE OF THE CITY CLERK OF THE CITY OF MORENO VALLEY THIS ____ DAY OF ____ 20__

CITY CLERK OF THE CITY OF MORENO VALLEY, ACTING IN THE CAPACITY OF THE SECRETARY OF THE MORENO VALLEY COMMUNITY SERVICES DISTRICT

I HEREBY CERTIFY THAT THE WITHIN MAP SHOWING AMENDED BOUNDARIES OF COMMUNITY FACILITIES DISTRICT NO. 2021-01 (PARKS MAINTENANCE), OF THE MORENO VALLEY COMMUNITY SERVICES DISTRICT, CITY OF MORENO VALLEY, COUNTY OF RIVERSIDE, STATE OF CALIFORNIA, WAS APPROVED BY THE BOARD OF DIRECTORS OF THE MORENO VALLEY COMMUNITY SERVICES DISTRICT AT A REGULAR MEETING THEREOF, HELD ON THE ____ DAY OF ____ 20__, BY ITS RESOLUTION NO. ____

CITY CLERK OF THE CITY OF MORENO VALLEY, ACTING IN THE CAPACITY OF THE SECRETARY OF THE MORENO VALLEY COMMUNITY SERVICES DISTRICT

FILED THIS ____ DAY OF ____ 20__ AT THE HOUR OF ____ O'CLOCK ____ M. IN THE BOOK ____ PAGE(S) ____ OF MAPS OF ASSESSMENT AND COMMUNITY FACILITIES DISTRICTS AS INSTRUMENT NO. ____ IN THE OFFICE OF THE COUNTY RECORDER OF THE COUNTY OF RIVERSIDE, STATE OF CALIFORNIA.

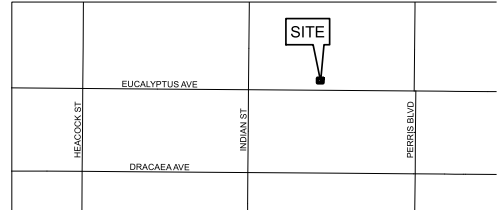
COUNTY RECORDER
COUNTY OF RIVERSIDE
STATE OF CALIFORNIA

REFERENCE IS MADE TO THAT BOUNDARY MAP OF THE COMMUNITY FACILITIES DISTRICT NO. 2021-01 (PARKS MAINTENANCE) OF THE MORENO VALLEY COMMUNITY SERVICES DISTRICT, RECORDED WITH THE RIVERSIDE COUNTY RECORDER'S OFFICE ON MAY 4, 2021 IN BOOK 86 OF MAPS OF ASSESSMENT AND COMMUNITY FACILITIES DISTRICTS, PAGE 95 AS INSTRUMENT NO. 2021-0280004.

REFERENCE IS FURTHER MADE TO ANNEXATION MAP NO. 4 OF COMMUNITY FACILITIES DISTRICT NO. 2021-01 (PARKS MAINTENANCE) OF THE MORENO VALLEY COMMUNITY SERVICES DISTRICT, CITY OF MORENO VALLEY, COUNTY OF RIVERSIDE, STATE OF CALIFORNIA, TERRITORY PROPOSED FOR ANNEXATION IN THE FUTURE, WITH THE CONDITION THAT PARCELS WITHIN THE TERRITORY MAY BE ANNEXED ONLY WITH THE UNANIMOUS APPROVAL OF THE OWNER OR OWNERS OF EACH PARCEL OR PARCELS AT THE TIME THAT PARCEL OR THOSE PARCELS ARE ANNEXED RECORDED WITH THE RIVERSIDE COUNTY RECORDER'S OFFICE ON OCTOBER 27, 2021 IN BOOK 87, PAGE 81 OF MAPS OF ASSESSMENT AND COMMUNITY FACILITIES DISTRICTS AS INSTRUMENT NO. 2021-035742 WHICH DESIGNATED THE TERRITORY SHOWN HEREIN AS TERRITORY FOR FUTURE ANNEXATION TO THE COMMUNITY FACILITIES DISTRICT REFERENCED THEREON.

FOR PARTICULARS OF THE LINES AND DIMENSIONS OF ASSESSOR PARCELS, REFERENCE IS MADE TO THE MAPS OF THE ASSESSOR, COUNTY OF RIVERSIDE, STATE OF CALIFORNIA, THE RIVERSIDE COUNTY ASSESSOR'S MAPS SHALL GOVERN FOR ALL DETAILS CONCERNING THE LINES AND DIMENSIONS OF SUCH LOTS OR PARCELS.

VICINITY MAP



WILLDA
27368 Via Industria, Suite 200
Torrance, CA 90509
(310) 587-3500

Attachment: Boundary Map - Amendment No. 142 (6491) : PURSUANT TO LANDOWNER PETITIONS, ANNEX CERTAIN PARCELS INTO

**CERTIFICATE OF ELECTION OFFICIAL
AND CONFIRMATION OF LANDOWNER PETITION**


STATE OF CALIFORNIA)
COUNTY OF RIVERSIDE) ss.
CITY OF MORENO VALLEY)

The undersigned, Election Official of the City of Moreno Valley, County of Riverside, State of California, Does Hereby Certify that on **December 27, 2023**, I did verify the completeness of the Landowner Petition for the annexation of property into:

COMMUNITY FACILITIES DISTRICT NO. 2021-01 OF THE
MORENO VALLEY COMMUNITY SERVICES DISTRICT
OF THE CITY OF MORENO VALLEY

AMENDMENT NO. 103

WITNESS my hand this 27th day of December 2023.



ELECTION OFFICIAL
CITY OF MORENO VALLEY
STATE OF CALIFORNIA

Attachment: Certificate of Election Official - Amendment No. 103 (6491 : PURSUANT TO LANDOWNER PETITIONS, ANNEX CERTAIN PARCELS

**CERTIFICATE OF ELECTION OFFICIAL
AND CONFIRMATION OF LANDOWNER PETITION**


STATE OF CALIFORNIA)
COUNTY OF RIVERSIDE) ss.
CITY OF MORENO VALLEY)

The undersigned, Election Official of the City of Moreno Valley, County of Riverside, State of California, Does Hereby Certify that on **December 18, 2023**, I did verify the completeness of the Landowner Petition for the annexation of property into:

COMMUNITY FACILITIES DISTRICT NO. 2021-01 OF THE
MORENO VALLEY COMMUNITY SERVICES DISTRICT
OF THE CITY OF MORENO VALLEY

AMENDMENT NO. 138

WITNESS my hand this 18th day of December 2023.



ELECTION OFFICIAL
CITY OF MORENO VALLEY
STATE OF CALIFORNIA

Attachment: Certificate of Election Official - Amendment No. 138 (6491 : PURSUANT TO LANDOWNER PETITIONS, ANNEX CERTAIN PARCELS

**CERTIFICATE OF ELECTION OFFICIAL
AND CONFIRMATION OF LANDOWNER PETITION**


STATE OF CALIFORNIA)
COUNTY OF RIVERSIDE) ss.
CITY OF MORENO VALLEY)

The undersigned, Election Official of the City of Moreno Valley, County of Riverside, State of California, Does Hereby Certify that on **January 18, 2024**, I did verify the completeness of the Landowner Petition for the annexation of property into:

COMMUNITY FACILITIES DISTRICT NO. 2021-01 OF THE
MORENO VALLEY COMMUNITY SERVICES DISTRICT
OF THE CITY OF MORENO VALLEY

AMENDMENT NO. 139

WITNESS my hand this 18 day of January, 2024.



ELECTION OFFICIAL
CITY OF MORENO VALLEY
STATE OF CALIFORNIA

Attachment: Certificate of Election Official - Amendment No. 139 (6491 : PURSUANT TO LANDOWNER PETITIONS, ANNEX CERTAIN PARCELS

**CERTIFICATE OF ELECTION OFFICIAL
AND CONFIRMATION OF LANDOWNER PETITION**


STATE OF CALIFORNIA)
COUNTY OF RIVERSIDE) ss.
CITY OF MORENO VALLEY)

The undersigned, Election Official of the City of Moreno Valley, County of Riverside, State of California, Does Hereby Certify that on **January 8, 2024**, I did verify the completeness of the Landowner Petition for the annexation of property into:

COMMUNITY FACILITIES DISTRICT NO. 2021-01 OF THE
MORENO VALLEY COMMUNITY SERVICES DISTRICT
OF THE CITY OF MORENO VALLEY

AMENDMENT NO. 140

WITNESS my hand this 8th day of January 2024.



ELECTION OFFICIAL
CITY OF MORENO VALLEY
STATE OF CALIFORNIA

Attachment: Certificate of Election Official - Amendment No. 140 (6491 : PURSUANT TO LANDOWNER PETITIONS, ANNEX CERTAIN PARCELS

**CERTIFICATE OF ELECTION OFFICIAL
AND CONFIRMATION OF LANDOWNER PETITION**


STATE OF CALIFORNIA)
COUNTY OF RIVERSIDE) ss.
CITY OF MORENO VALLEY)

The undersigned, Election Official of the City of Moreno Valley, County of Riverside, State of California, Does Hereby Certify that on **January 8, 2024**, I did verify the completeness of the Landowner Petition for the annexation of property into:

COMMUNITY FACILITIES DISTRICT NO. 2021-01 OF THE
MORENO VALLEY COMMUNITY SERVICES DISTRICT
OF THE CITY OF MORENO VALLEY

AMENDMENT NO. 142

WITNESS my hand this 8th day of January 2024.



ELECTION OFFICIAL
CITY OF MORENO VALLEY
STATE OF CALIFORNIA

Attachment: Certificate of Election Official - Amendment No. 142 (6491 : PURSUANT TO LANDOWNER PETITIONS, ANNEX CERTAIN PARCELS



Report to City Council

TO: Mayor and City Council
 Mayor and City Council Acting in its Capacity as
 President and Members of the Board of Directors of the
 Moreno Valley Community Services District (CSD)

FROM: Jeremy Bubnick, Parks & Community Services Director

AGENDA DATE: February 6, 2024

TITLE: SECOND AMENDMENT WITH VB RUN, LLC, A
 DELAWARE LIMITED LIABILITY COMPANY, FOR
 EXTENSION OF THE TELECOMMUNICATIONS LICENSE
 AGREEMENT WITH LICENSEE AND ALLOW LICENSEE
 TO SUB-LEASE TO NATIONAL BROADBAND CARRIERS
 FOR A SEPARATE REVENUE SHARE PER THE TERMS
 OF THE AGREEMENT

RECOMMENDED ACTION

Recommendations: That the City Council and CSD:

1. Authorize the City Manager\Executive Director of the Moreno Valley Community Services District and or it's designed to execute the Second Amendment to the Telecommunications Lease Agreement with VB RUN, LLC, a Delaware limited liability company, to extend the renewal terms with the Licensee, VB Run LLC, for an additional 5 years at the beginning rates of \$3,543.93 per month for rent and \$100.00 per month for the maintenance fee, each to be adjusted annually by CPI or 3%, whichever is greater, per the terms of the 2nd Amendment, and;
2. Allow Licensee to sublicense\sublease to any applicable Sublicensees\Subtenants, upon written request to the he City of Moreno Valley ("City")/Moreno Valley Community Services District ("CSD") ("Licensor"), in return for a separate revenue share of rents at a rate of fifty percent (50%) of the rents collected by Licensee payable to the City\CSD for use of Improvements at the existing cell facility located on the property at 15115 Indian Street, Moreno Valley, CA 92551, known as John F. Kennedy Park; and,

3. Approve the City Manager\Executive Director of the Moreno Valley Community Services District and or it's designed to submit necessary budget adjustments as applicable.

SUMMARY

Staff recommends that the Mayor and City Council authorize the City Manager\Executive Director of the Moreno Valley Community Services District and or it's designed to execute the Second Amendment to the Telecommunications Lease Agreement with VB RUN, LLC, ("Licensee"), to extend the renewal terms of the License for an additional five (5), five year renewal periods at the adjusted rental and maintenance fee rates, which includes annual adjustments of CPI or 3%, whichever is greater, per the terms of the 2nd Amendment, and allow Licensee to sublicense/sublease to applicable Sublicensees\Subtenants, upon Licensees written request to the City\CSD ("Licensor"). Licensee will collect and submit with their monthly rents a separate revenue share of rents collected from Sublicensees\Subtenants paid to Licensee, and Licensee shall then remit to Licensor a portion of those rents at a rate of fifty percent (50%) of the rents collected by Licensee from Sublicensee(s)\Subtenant(s) for use of improvements at the existing cell facility located on the property at 15115 Indian Street, Moreno Valley, CA 92551, known as John F. Kennedy Park.

DISCUSSION

Representatives with Vertical Bridge (VB Run, LLC) the current successor\assigned per the executed Internal Transfer Agreement between Sprint PCS Assets, LLC (a T-Mobile Affiliate), T-Mobile USA, Inc., and VB RUN. LLC (a Sale Site Subsidiary) met with Parks and Community Services staff to review and discuss their request to extend the renewal terms of the Telecommunications License Agreement associated with the cell site located at the premise known as 15115 Indian Street, Moreno Valley, CA 92551, known as John F. Kennedy Park, by Licensee for an additional five (5), five-year (5-year) renewal periods with rental rates and maintenance fees to be increased annually each August 1st at a rate of either CPI based on the Riverside-San Bernardino-Ontario Index CPI (U) all items for 12 months or 3%, whichever is greater.

Licensee also requests per this Second Amendment to sublicense\sublease to other broadband carriers with the understanding that a revenue share of 50% of monthly rents paid by sublicensee\subleasee to Licensee will be remitted to Licensor (revenue share) of the rents paid by sublicensee(s)\subleasee(s) to Licensee that has entered into a sublease or license with Licensee for use of the Improvements on or after the Effective Date of the Second Amendment. Sublicensee\Subleasee is not paying rent or fees directly to Licensor for the use of ground space related to the use of Licensee's Improvements and is not the sole subtenant or licensee of Licensee.

Due to increased demand for telecommunications services, resulting from the proliferation of various personal communication devices making use of cellular tower facilities necessary to meet consumer demand, Parks and Community Services found that Service providers are in continued need of sites to operate cellular facilities and are

willing to work with other broadband carriers to accommodate the public's service needs. The original executed Telecommunications License Agreement ("Agreement") was entered into with Sprint PCS Assets, LLC, a Delaware limited liability company, dated January 7, 2005. Vertical Bridge (VB Run, LLC) is the current Lessee under the Agreement as successor in interest to the Agreement, which is allowed per Section 13 of the Agreement for subsidiaries and, whereas under the Agreement, Section 2 E., Licensee may only with Licensor permission, sublicense to an unaffiliated carrier the right to sublicense\sublease within the premises of the cell facility to another communication provider and will provide compensation monthly to the Licensor for additional rents from sublicensee\subleasee as paid by Licensee to Licensor.

All terms of the original Telecommunications Agreement, entered into on June 7, 2005, and Amendment No. 1 To :Sprint PCS Telecommunications License Agreement John F. Kennedy Veterans Memorial Park (Site ID#RV62XC902) (the First Amendment to the Telecommunications License Agreement), which was entered into on June 26, 2015, will remain in full force and effect, save for those portions modified by this Second Amendment to expand the term of the License Agreement for five (5) additional five-year (5-year) terms, starting from the Commencement Date. Commencement Date to be August 1, 2024, at the Licensee monthly rental rate of \$3,543.93, per month, and Maintenance Fee of \$100.00 per month, both rental and maintenance fee to be increased annually on the anniversary of the Commencement Date by CPI, based on the Riverside-San Bernardino-Ontario Index CPI (U) all items for 12 months, or 3%, whichever is greater, and Licensee shall with written consent to Licensor, sublicense/sublease to applicable Sublicensees\Subtenants and compensate Licensor with a 50% revenue share of rents collected by Licensee in the month following collection by Licensee.

ALTERNATIVES

1. Authorize the City Manager\Executive Director of the Moreno Valley Community Services District and or it's designed to approve the Second Amendment to the Telecommunications Lease Agreement with VB RUN, LLC, a Delaware limited liability corporation, to extend the renewal terms for an additional five (5), five years (5-years) with rents to be collected at a rate of \$3,543.93 per month and \$100.00 per month for the maintenance fee, each to be adjusted annually by CPI or 3%, whichever is greater, and allow Licensee to sublicense/sublease to applicable Sublicensees\Subtenants and compensate Licensor with a 50% revenue share of rents collected by Licensee in the month following collection by Licensee for the cell site located on the property at 15115 Indian Street, Moreno Valley, CA 92551, known as John F. Kennedy Park *This alternative would result in the potential for additional revenue to the City.*
2. Do not authorize the City Manager\Executive Director of the Moreno Valley Community Services District and or it's designed to execute the Second Amendment to the Telecommunications Lease Agreement with VB Run, LLC, a Delaware limited liability corporation, to extend the renewal terms for an additional five (5), five years (5-years) with rents to be collected at a rate of

\$3,543.93 per month and \$100.00 per month for the maintenance fee, each to be adjusted annually by CPI or 3%, whichever is greater, and allow Licensee to sublease to applicable Sublicensees\Subtenants and compensate Licensor with a 50% revenue share of rents collected by Licensee in the month following collection by Licensee for the cell site located on the property at 15115 Indian Street, Moreno Valley, CA 92551, known as John F. Kennedy Park *This alternative would result in a loss of potential revenue to the City.*

FISCAL IMPACT

The proposed agreement will allow for continuation of annual License\Lease Rents from the Licensee to be collected at the annual revised rate that of either 3% or CPI, whichever is greater, and it will also provide revenue to the City of Moreno Valley for any sublicense\sublease rental payments. No identified sublicensee\sublessee has been named but will be required of the Licensee upon effective day (fully execution) of this Second Amendment to the Telecommunications Agreement with VB Run LLC for the cell site located on the property at 15115 Indian Street, Moreno Valley, CA 92551, known as John F. Kennedy Park.

At a minimum, Licensee will be paying \$3,543.93 per month for rents and \$100.00 per months for Maintenance Fee for the 1st year and thereafter a minimum of 3% or CPI, whichever is higher, more of the monthly rental and maintenance fee for the facility; this revenue will be credited to Zone A Parks.

Revenue currently budgeted as follows for Year 1:

Cell Tower Rental Income (Account No. 5011-50-57-35210-463080)	\$42,527.13
Graffiti Abatement Fees (Account No. 5011-50-57-35210-501000)	\$ 1,200.00

NOTIFICATION

Posting of the agenda.

PREPARATION OF STAFF REPORT

Prepared By:
Sharon Goodale
Management Analyst

Department Head Approval:
Jeremy Bubnick
Director of Parks and Community Services

Concurred By:
Patty Yhuit
PCS Administration & Financial Services Division Manager
Manager

Concurred By:
Dan Monto
Parks & Landscape Services Division

CITY COUNCIL GOALS

Revenue Diversification and Preservation. Develop a variety of City revenue sources and policies to create a stable revenue base and fiscal policies to support essential City services, regardless of economic climate.

CITY COUNCIL STRATEGIC PRIORITIES

- 1. Economic Development
- 2. Public Safety
- 3. Library
- 4. Infrastructure
- 5. Beautification, Community Engagement, and Quality of Life
- 6. Youth Programs

ATTACHMENTS

To view large attachments, please click your “bookmarks”  on the left hand side of this document for the necessary attachment.

- 1. 2nd Amendment
- 2. Int Transfer Agmnt
- 3. 1St Amendment US-CA-5259_GL_062615
- 4. Original AgreementUS-CA-5259_GL_010505

APPROVALS

Budget Officer Approval	<u>✓ Approved</u>	1/28/24 8:45 PM
City Attorney Approval	<u>✓ Approved</u>	
City Manager Approval	<u>✓ Approved</u>	1/29/24 8:38 AM

Cell Site Number: US-CA-5259
 Cell Site Name: John F. Kennedy Park (RV62XC902)
 Address: 15115 Indian Street, Moreno Valley, CA 92551

**SECOND AMENDMENT TO CITY OF MORENO VALLEY
 TELECOMMUNICATIONS LICENSE AGREEMENT - JOHN F. KENNEDY
 VETERANS MEMORIAL PARK (SITE ID# RV62XC902)**

SECOND AMENDMENT TO CITY OF MORENO VALLEY TELECOMMUNICATIONS LICENSE AGREEMENT – JOHN F. KENNEDY MEMORIAL PARK (this “**Second Amendment**”), is effective as of the date signed by Licensor (the “**Effective Date**”), by and between **The City of Moreno Valley the Moreno Valley Community Services District and City of Moreno Valley Housing Authority** (the “**Licensor**”), and VB RUN, LLC, a Delaware limited liability company (the “**Licensee**”), recites and provides:

RECITALS

WHEREAS, Licensor is the fee owner of certain real property located in Riverside County, California, as more particularly described on **Exhibit A** (the “**Property**”).

WHEREAS, Licensee, by way of assignment, is the Licensee under that certain City of Moreno Valley Telecommunications License Agreement by and between Licensor and Sprint PCS Assets, LLC, a Delaware limited liability company (Licensee) , dated as of January 4, 2005 (the “**Original License Agreement** ”), as amended by that certain Amendment No. 1 to: Sprint PCS Telecommunications License Agreement John F. Kennedy Veterans Memorial Park (the “**First Amendment**” and together with the Original License Agreement , as assigned and as further amended herein, collectively, the VETRANS “License”).

WHEREAS, Licensor licenses to Licensee a portion of the Property, as more particularly described on **Exhibit B** (the “**Premises**”).

WHEREAS, Licensee owns, operates, and maintains one or more wireless communications towers, equipment, shelters, and other associated improvements on the Premises (“**Improvements**”).

WHEREAS, Licensor and Licensee now desire to amend the License as more particularly provided below.

AMENDMENT

NOW, THEREFORE, in consideration of the mutual agreements set forth below and other good and valuable consideration, the receipt and sufficiency of which are hereby acknowledged, the parties agree as follows.

1. Defined Terms; Recitals. Capitalized terms used but not defined herein shall have the meanings given to such terms in the License. The recitals set forth here and above are true and correct in all respects and are incorporated herein by reference.

Cell Site Number: US-CA-5259
 Cell Site Name: John F. Kennedy Park (RV62XC902)
 Address: 15115 Indian Street, Moreno Valley, CA 92551

2. Additional Renewal Terms Section 4 of the License is amended to add Five (5) additional Five (5) year renewal periods (each an “**Additional Renewal Term**”). Each such Additional Renewal Term shall be deemed automatically exercised by Licensee unless Licensee provides written notice to Licensor of non-renewal at least thirty (30) days prior to expiration of the then current term.

3. Rent Adjustments. As of the commencement of the Second Amendment, Sections 5.A., and 7.B. of the Original Agreement and Section 3. of the First Amendment (“Amendment No.1 to Sprint PCS TELECOMMUNICATIONS LICENSE AGREEMENT JOHN F. KENNEDY VETERANS MEMORIAL PARK (SITE ID# RV62XC902)”) shall be deleted in their entirety and replaced with the following revised Sections: 5. A. In consideration of the rights granted by this License, upon the Commencement Date, 01/01/2024 the Rent payable under the License shall be Three Thousand Four Hundred Forty and 71/100 Dollars (\$3,440.70) per month payable monthly, starting on the Commencement Date, which must be paid on or before the thirtieth (30th) day following the due date of the Commencement Date provided herein. to the address Specified in Section 18 of the Agreement. Monthly Rent shall increase annually on the Commencement Date at a rate of either CPI based on the Riverside-San Bernardino-Ontario Index CPI (U) all items for 12 months or 3%, whichever is greater.

4. 7.B. Licensor shall be responsible for all graffiti removal and abatement at the Premises. Licensee shall pay a graffiti removal and landscape maintenance fee in the amount of One Hundred Dollars (\$100.00) per month for said service. The monthly Maintenance fee shall increase annually at a rate of either CPI based on the Riverside-San Bernardino-Ontario Index CPI (U) all items for 12 months or 3%, whichever is greater.

5. In Revenue Share. In addition to and separate from the Rent, Licensee shall pay to the Licensor Fifty percent (50%) of rents actually collected by Licensee from any applicable Sublicensees/Subtenants, exclusive of non-recurring fees (e.g. structural analysis fees, mount analysis fees, and capital expenditures) and reimbursements (such as for taxes and utilities) (“**Revenue Share**”). The Revenue Share shall be paid to Licensor with the Rent in the month immediately following receipt by Licensee from the applicable Sublicensee/Subtenant. Upon reasonable written request, Licensee shall provide Licensor redacted copies of any applicable Sublicense/Sublease for the purpose of confirming relevant financial terms and information. For the purposes of this Section 3, “**Sublicensee/Subtenant**” shall mean any national broadband carrier, subtenant, or licensee of Licensee, that: (i) has entered into a sublease or license with Licensee for the use of the Improvements on or after the Effective Date; (ii) is not paying any rent or fees directly to Licensor for the use of ground space related to the use of Licensee’s Improvements; and (iii) is not the sole subtenant or licensee of Licensee. For the purposes of this Section 5, “**Sublicensee/Sublease**” shall mean any sublease or license between Licensee and a Sublicensee/Subtenant.

6. Exclusive Use. In addition to any other use rights granted by the License, Licensee shall have the exclusive right to use and sublicense/sublease the Premises for purposes of

Cell Site Number: US-CA-5259
 Cell Site Name: John F. Kennedy Park (RV62XC902)
 Address: 15115 Indian Street, Moreno Valley, CA 92551

constructing, maintaining, and operating wireless communication infrastructure. Licensor shall not grant any right to a third-party which would affect all or part of the Premises in any way that competes, interferes, or conflicts with this exclusive use by Licensee.

7. Memorandum of License. Licensee shall be permitted to record a Memorandum of License, or Memorandum of Amendment of License, as applicable (“**MOL**”), in the form attached as **Exhibit C**, reflecting the terms of the License as modified by this Amendment, and Licensor shall promptly execute such MOL at Licensee’s request.

8. Survey of Premises. If an accurate, surveyed legal description of the Premises has not been incorporated into the License, Licensee may conduct an updated survey of the Premises, at Licensee’s sole cost and expense, to be used to replace any such erroneous legal descriptions, drawings, depictions, or site plans, previously attached as attachments, exhibits, schedules, or other supplements to the License, upon reasonable approve of the Licensor, which approval shall not be unreasonably withheld, conditional, or delayed. Such surveyed legal descriptions shall serve as the “Premises” under the License, shall supersede any other descriptions of the Premises in the License, shall be attached by Licensee through an additional “Premises Addendum” to the License at a later time, and may be done within five (5) years of the Effective Date

9. 8. Notices. All notices under the License shall be delivered by Federal Express, or US certified mail return receipt requested, and addressed to:

If to Licensee:

VB RUN, LLC
 c/o Vertical Bridge REIT, LLC
 750 Park of Commerce Drive, Suite 200
 Boca Raton, Florida 33487
 Attention: General Counsel
 Ref: US-CA-5259

If to Licensor:

The City of Moreno Valley
 14177 Frederick Street
 Moreno Valley , CA 92553

10. Estoppels. The Licensor shall, within ten (10) business days of the request of the Licensee or any lender or prospective lender of Licensee, provide an estoppel certificate as to any matters reasonably requested by the Licensee or Licensee’s lender.

11. Confidentiality. With exception to the California Public Records Act, Licensor shall keep the terms of the License confidential, and shall not disclose any terms contained within the License to any third-party other than such terms as are set forth and recorded in an applicable

Cell Site Number: US-CA-5259
 Cell Site Name: John F. Kennedy Park (RV62XC902)
 Address: 15115 Indian Street, Moreno Valley, CA 92551

memorandum of license, other than in connection with a bona fide third-party sale of the fee interest in the Property or in connection with financing by a third-party institutional bank or required by law.

12. Representations of Licensor. Licensor warrants and represents that: (i) it is the owner in fee simple of the Premises; (ii) it alone has full right to lease the Premises on the terms of the License, as amended; and (iii) it has the full authorization and authority to execute this Amendment.

13. Counterparts/Digital Signatures. This Amendment may be executed in counterparts with the same effect as if both parties hereto had executed the same document. Both counterparts shall be construed together and shall constitute a single document. Delivery of a copy of this Amendment bearing an original signature by facsimile transmission, by electronic mail in “portable document format” (“.pdf”) form, or by any other electronic means intended to preserve the original graphic and pictorial appearance of a document, will have the same effect as physical delivery of the paper document bearing the original signature. For the purposes of this section, “original signature” means or refers to a signature that has not been mechanically or electronically reproduced.

14. Ratification. Except as amended and modified herein, the License is ratified and confirmed in all respects and shall continue in full force and effect. In the event of any dispute between the terms of the License and this Amendment, the terms of this Amendment shall govern and supersede those set forth in the License.

[The remainder of this page is intentionally blank; signature page follows.]

Cell Site Number: US-CA-5259
Cell Site Name: John F. Kennedy Park (RV62XC902)
Address: 15115 Indian Street, Moreno Valley, CA 92551

IN WITNESS WHEREOF, the parties hereto have executed this Amendment as of the Effective Date signed by the Licensor.

LICENSOR:

LICENSEE:

CITY OF MORENO VALLEY, A MUNICIPAL CORPORATION

VB RUN, LLC

By: _____
Name: Mike Lee
Title: City Manager City of Moreno Valley
and Executive Director of the Moreno Valley
Community Services District

By: _____
Name: Adam Ginder
Title: VP and Associate General Counsel

Date: _____

Date: _____

ATTEST:

By: _____
Name: Jane Halstead
Title: City Clerk City of Moreno Valley
and Secretary of the Moreno Valley Community Services
District

Date: _____

APPROVED AS TO LEGAL FORM:

RECOMMENDED FOR APPROVAL:

By: _____
Name: _____
Title: City Attorney for the City of Moreno Valley

By: _____
Name: Jeremy Bubnick
Title: Parks and Community Services Director
City of Moreno Valley

Date: _____

Date: _____

Attachment: 2nd Amendment (6526 : Second Amendment to Telecommunications Agreement with VB Run LLC)

Cell Site Number: US-CA-5259
Cell Site Name: John F. Kennedy Park (RV62XC902)
Address: 15115 Indian Street, Moreno Valley, CA 92551

Exhibit A

Description of the Property (Parent Parcel)

Legal Description

LOT 6 OF TRACT 18912-2, IN THE CITY OF MORENO VALLEY, COUNTY OF RIVERSIDE,
STATE OF CALIFORNIA, FILED IN BOOK 8, PAGE 21 IN THE OFFICE OF THE COUNTY
RECORDER OF SAID COUNTY.

Assessor's Parcel No.

485-042-028

Attachment: 2nd Amendment (6526 : Second Amendment to Telecommunications Agreement with VB Run LLC)

Cell Site Number: US-CA-5259
 Cell Site Name: John F. Kennedy Park (RV62XC902)
 Address: 15115 Indian Street, Moreno Valley, CA 92551

Exhibit B

Legal Description of the Premises

Access Easement & Lease Area

ACCESS EASEMENT:

BEING A STRIP OF LAND 12.00 FEET IN WIDTH, WITHIN LOT G OF TRACT 18912-2, IN THE CITY OF MORENO VALLEY, COUNTY OF RIVERSIDE, STATE OF CALIFORNIA, FILED IN BOOK 8, PAGE 21 IN THE OFFICE OF THE COUNTY RECORDER OF SAID COUNTY, LYING 6.00 FEET ON EACH SIDE OF THE FOLLOWING DESCRIBED CENTERLINE:

COMMENCING AT THE MOST WESTERLY CORNER OF SAID LOT G, SAID POINT BEING ON A CURVE CONCAVE SOUTHWESTERLY, HAVING A RADIUS OF 328.00 FEET AND A RADIAL LINE TO SAID POINT THAT BEARS N23°14'34"E; THENCE SOUTHEASTER ALONG THE SOUTHWESTERLY LINE OF SAID LOT G, THROUGH A CENTRAL ANGLE OF 09°49'04", AN ARC DISTANCE OF 56.20 FEET TO THE POINT OF BEGINNING; THENCE N09°54'46"W, 44.19 FEET TO THE BEGINNING OF A TANGENT CURVE CONCAVE SOUTHEASTERLY AND HAVING A RADIUS OF 136.00 FEET; THENCE NORTHEASTERLY ALONG SAID CURVE, THROUGH A CENTRAL ANGLE OF 45°16'24", AN ARC DISTANCE OF 107.46 FEET; THENCE N35°21'38"E, 88.07 FEET TO THE BEGINNING OF A TANGENT CURVE CONCAVE NORTHWESTERLY AND HAVING A RADIUS OF 90.00 FEET; THENCE NORTHEASTERLY ALONG SAID CURVE, THROUGH A CENTRAL ANGLE OF 20°54'36", AN ARC DISTANCE OF 32.85 FEET; THENCE N14°27'02"E, 16.60; THENCE N27°06'28"E, 17.44 FEET TO A POINT HEREINAFTER REFERRED TO AS POINT "A" AND THE END OF SAID STRIP.

LEASE AREA:

BEGINNING AT POINT "A" AS DESCRIBED ABOVE; THENCE N62°53'32"W, 6.00 FEET; THENCE N27°06'28"E, 36.00 FEET; THENCE S62°53'32"E, 24.67 FEET; THENCE S27°06'28"W, 36.00 FEET; THENCE N62°53'32"W, 18.87 FEET TO THE POINT OF BEGINNING.

CONTAINING 888 SQUARE FEET OF LAND.

Cell Site Number: US-CA-5259
Cell Site Name: John F. Kennedy Park (RV62XC902)
Address: 15115 Indian Street, Moreno Valley, CA 92551

Exhibit C

Form of Memorandum of License

[SEE ATTACHED]

Attachment: 2nd Amendment (6526 : Second Amendment to Telecommunications Agreement with VB Run LLC)

Cell Site Number: US-CA-5259
 Cell Site Name: John F. Kennedy Park (RV62XC902)
 Address: 15115 Indian Street, Moreno Valley, CA 92551

(Above 3" Space for Recorder's Use Only)

Upon Recording Return to:

Vertical Bridge REIT, LLC
 750 Park of Commerce Drive, Suite 200
 Boca Raton, Florida 33487
 Attn: General Counsel

Site Name: RV62XC902
Site Number: US-CA-5259

**SECOND MEMORANDUM OF AMENDMENT TO CITY OF MORENO VALLEY
 TELECOMMUNICATIONS LICENSE AGREEMENT**

This Second Memorandum of Amendment to City of Moreno Valley Telecommunications License Agreement (“**Memorandum**”) evidences a City of Moreno Valley Telecommunications License Agreement, dated January 4, 2005 (the “**License**”) by and between **The City of Moreno Valley the Moreno Valley Community Services District and City of Moreno Valley Housing Authority**, whose address is 14177 Frederick Street, Moreno Valley, CA 92553 (“**Licensor**”), and **VB RUN, LLC**, a Delaware limited liability company, whose mailing address is 750 Park of Commerce Drive, Suite 200, Boca Raton, Florida 33487 (“**Licensee**”).

WHEREAS, Licensor owns certain real property (the “**Property**”) described on **Exhibit A-1** attached hereto.

WHEREAS, pursuant to the License, Licensor Licenses/leases to Licensee a portion of the Property (the “**Premises**”) described on **Exhibit A-2** (and together with **Exhibit A-1**, collectively, **Exhibit A**).

WHEREAS, the License commenced on August 28, 2005, for an initial term of Five (5) years, with Five (5) renewal terms of Five (5) years each, and the Lease was amended to add Five (5) additional Five (5) year renewal terms.

WHEREAS, the License, as amended, further provides as follows:

1. The Premises may be used exclusively by Licensee for certain purposes, including without limitation, erecting, installing, operating, reconstructing, and maintaining certain radio and communications towers, buildings, and equipment.

Site Name: RV62XC902
 Site Number: US-CA-5259

Cell Site Number: US-CA-5259
Cell Site Name: John F. Kennedy Park (RV62XC902)
Address: 15115 Indian Street, Moreno Valley, CA 92551

2. Licensee is entitled to sublease and/or sublicense the Premises, including any communications tower located thereon.

3. This Memorandum is not intended to amend or modify, and shall not be deemed or construed as amending or modifying, any of the terms, conditions or provisions of the License. In the event of a conflict between the provisions of this Memorandum and the provisions of the License, the provisions of the License shall control. The License shall be binding upon and inure to the benefit of Licensor and Licensee and shall inure to the benefit of their respective heirs, successors, and assigns, subject to the provisions of the Lease.

[THE REMAINDER OF THIS PAGE IS INTENTIONALLY LEFT BLANK, SIGNATURES BEGIN
ON NEXT PAGE]

Cell Site Number: US-CA-5259
Cell Site Name: John F. Kennedy Park (RV62XC902)
Address: 15115 Indian Street, Moreno Valley, CA 92551

IN WITNESS WHEREOF, the parties hereto have executed this MEMORANDUM as of the date last signed by a party hereto.

WITNESSES:

LICENSOR:

The City of Moreno Valley

Name: _____

By: _____

Name: _____

Name: _____

Title: _____

Date: _____

CALIFORNIA ACKNOWLEDGMENT

A notary public or other officer completing this certificate verifies only the identity of the individual who signed the document to which this certificate is attached, and not the truthfulness, accuracy, or validity of that document

State of California

County of _____)

On _____, 20_____ before me, _____
_____ (insert name and title of the officer) personally appeared _____
_____ (name of signatory), who proved to me on the basis of satisfactory evidence to be the person(s) whose name(s) is/are subscribed to the within instrument and acknowledged to me that he/she/they executed the same in his/her/their authorized capacity(ies), and that by his/her/their signature(s) on the instrument the person(s), or the entity upon behalf of which the person(s) acted, executed the instrument.

I certify under PENALTY OF PERJURY under the laws of the State of California that the foregoing paragraph is true and correct.

WITNESS my hand and official seal.

Signature _____ (Seal)

Cell Site Number: US-CA-5259
Cell Site Name: John F. Kennedy Park (RV62XC902)
Address: 15115 Indian Street, Moreno Valley, CA 92551

[Licensee's Signature Page to Memorandum]

WITNESSES:

LICENSEE:

VB RUN, LLC,
a Delaware limited liability company

Name: _____

By: _____

Name: _____

Name: _____

Title: _____

Date: _____

CALIFORNIA ACKNOWLEDGMENT

A notary public or other officer completing this certificate verifies only the identity of the individual who signed the document to which this certificate is attached, and not the truthfulness, accuracy, or validity of that document

STATE OF FLORIDA

COUNTY OF PALM BEACH

The foregoing instrument was acknowledged before me this _____, 20_____, by _____ (name of signatory), _____ (title of signatory) of VB RUN, LLC, a Delaware limited liability company, on behalf of the company. He/she is personally known to me.

Notary Public

Print Name: _____

My Commission Expires: _____

Attachment: 2nd Amendment (6526 : Second Amendment to Telecommunications Agreement with VB Run LLC)

Cell Site Number: US-CA-5259
Cell Site Name: John F. Kennedy Park (RV62XC902)
Address: 15115 Indian Street, Moreno Valley, CA 92551

EXHIBIT A
(TO MEMORANDUM OF LEASE)

EXHIBIT A-1
The Property

Legal Description

LOT 6 OF TRACT 18912-2, IN THE CITY OF MORENO VALLEY, COUNTY OF RIVERSIDE,
STATE OF CALIFORNIA, FILED IN BOOK 8, PAGE 21 IN THE OFFICE OF THE COUNTY
RECORDER OF SAID COUNTY.

Assessor's Parcel No.
485-042-028

Attachment: 2nd Amendment (6526 : Second Amendment to Telecommunications Agreement with VB Run LLC)

Cell Site Number: US-CA-5259
 Cell Site Name: John F. Kennedy Park (RV62XC902)
 Address: 15115 Indian Street, Moreno Valley, CA 92551

EXHIBIT A-2
The Premises

Access Easement & Lease Area

ACCESS EASEMENT:

BEING A STRIP OF LAND, 12.00 FEET IN WIDTH, WITHIN LOT G OF TRACT 18912-2, IN THE CITY OF MORENO VALLEY, COUNTY OF RIVERSIDE, STATE OF CALIFORNIA, FILED IN BOOK 8, PAGE 21 IN THE OFFICE OF THE COUNTY RECORDER OF SAID COUNTY, LYING 6.00 FEET ON EACH SIDE OF THE FOLLOWING DESCRIBED CENTERLINE:

COMMENCING AT THE MOST WESTERLY CORNER OF SAID LOT G, SAID POINT BEING ON A CURVE CONCAVE SOUTHWESTERLY, HAVING A RADIUS OF 328.00 FEET AND A RADIAL LINE TO SAID POINT THAT BEARS N23°14'34"E; THENCE SOUTHEASTER ALONG THE SOUTHWESTERLY LINE OF SAID LOT G, THROUGH A CENTRAL ANGLE OF 09°49'04", AN ARC DISTANCE OF 56.20 FEET TO THE POINT OF BEGINNING; THENCE N09°54'46"W, 44.19 FEET TO THE BEGINNING OF A TANGENT CURVE CONCAVE SOUTHEASTERLY AND HAVING A RADIUS OF 136.00 FEET; THENCE NORTHEASTERLY ALONG SAID CURVE, THROUGH A CENTRAL ANGLE OF 45°16'24", AN ARC DISTANCE OF 107.46 FEET; THENCE N35°21'38"E, 88.07 FEET TO THE BEGINNING OF A TANGENT CURVE CONCAVE NORTHWESTERLY AND HAVING A RADIUS OF 90.00 FEET; THENCE NORTHEASTERLY ALONG SAID CURVE, THROUGH A CENTRAL ANGLE OF 20°54'36", AN ARC DISTANCE OF 32.85 FEET; THENCE N14°27'02"E, 16.60; THENCE N27°06'28"E, 17.44 FEET TO A POINT HEREINAFTER REFERRED TO AS POINT "A" AND THE END OF SAID STRIP.

LEASE AREA:

BEGINNING AT POINT "A" AS DESCRIBED ABOVE; THENCE N62°53'32"W, 6.00 FEET; THENCE N27°06'28"E, 36.00 FEET; THENCE S62°53'32"E, 24.67 FEET; THENCE S27°06'28"W, 36.00 FEET; THENCE N62°53'32"W, 18.87 FEET TO THE POINT OF BEGINNING.

CONTAINING 888 SQUARE FEET OF LAND.

Attachment: 2nd Amendment (6526 : Second Amendment to Telecommunications Agreement with VB Run LLC)

INTERNAL TRANSFER AGREEMENT

This **INTERNAL TRANSFER AGREEMENT** (this “**Agreement**”), dated as of April 28, 2021, is by and among T-Mobile USA, Inc., a Delaware corporation (“**T-Mobile**”), the Affiliates of T-Mobile that are identified as “T-Mobile Affiliates” on the signature page hereto (collectively with T-Mobile, the “**Transferors**” and, individually, each, a “**Transferor**”), and each Affiliate of T-Mobile that is identified as a “Sale Site Subsidiary” on the signature page hereto (each, a “**Transferee**” and, collectively, the “**Transferees**”). Each Transferor and Transferee may hereafter be referred to as a “**Party**” and, collectively, as the “**Parties**”. Initially capitalized terms used but not defined in this Agreement shall have the meanings given to them in the PSA (as defined below).

WITNESSETH:

WHEREAS, the Parties, Vertical Bridge Towers III, LLC, a Delaware limited liability company (“**VBIII**”), and Vertical Bridge NTCF, LLC, a Delaware limited liability company (“**VBNTCF**”), intend to enter into a certain Purchase and Sale Agreement (as amended, modified, and supplemented from time to time, the “**PSA**”) on April 29, 2021; and

WHEREAS, in accordance with Section 2.2(a) of the PSA, the Parties are entering into this Agreement;

NOW, THEREFORE, for good and valuable consideration, the receipt and sufficiency of which are hereby acknowledged, and intending to be legally bound, the Parties agree as follows:

1. Internal Transfer Transactions.
 - a. Effective as of immediately prior to the Initial Closing (but before giving effect to the transactions in Section 1(b) below), each Transferor (other than SprintCom, Inc., a Kansas corporation (“SprintCom”)) hereby conveys, assigns, transfers and delivers to SprintCom, and SprintCom hereby acquires, accepts and assumes from each such Transferor, all of each such Transferor’s right, title and interest in, to and under the Included Property, the related Collocation Agreements and the related Site Leases, in each case, with respect to the Assignable Sites identified on Schedule 1 or Schedule 2 hereto held by each such Transferor (collectively, the “**Section 1(a) Assignable Site Assets**”), but, in each case, specifically excluding all Excluded Assets. Each such Transferor hereby delegates to SprintCom, and SprintCom hereby assumes, all of the Post-Closing Liabilities of each such Transferor with respect to the Section 1(a) Assignable Site Assets, but specifically excluding all Excluded Liabilities and Pre-Closing Liabilities.
 - b. Effective as of immediately prior to the Initial Closing (but after giving effect to the transactions in Section 1(a) above), SprintCom hereby contributes, conveys, assigns, transfers and delivers to the applicable Transferee identified on Schedule 1 or Schedule 2 hereto, and the applicable Transferee hereby acquires, accepts and assumes from SprintCom, all of SprintCom’s right, title and interest in, to and under the Included Property, the related Collocation Agreements and the related Site Leases, in each case, with respect to the Assignable Sites identified on Schedule 1 or Schedule 2 hereto (collectively, the “**Section 1(b) Assignable Site Assets**”), but, in each case, specifically excluding all Excluded Assets. SprintCom hereby delegates to the Transferee set forth on Schedule 1 or Schedule 2 hereto, and the applicable Transferee hereby assumes, all of the Post-Closing Liabilities

of SprintCom with respect to the Section 1(b) Assignable Site Assets, but specifically excluding all Excluded Liabilities and Pre-Closing Liabilities.

- c. For the avoidance of doubt, nothing in this Agreement is intended to modify or alter the provisions of the PSA relating to Taxes (including, with limitation, Section 2.10 of the PSA).
2. Acknowledgement. The conveyances hereunder are without recourse to each Transferor except as otherwise provided herein (including the covenants, representations and other agreements set forth herein), in the PSA, or in any other Collateral Agreement. Each Party consents to and approves of the transactions contemplated in this Agreement. Each Party represents and warrants to the other Parties that the execution, delivery and performance by such Party of this Agreement and the consummation of the transactions contemplated hereby is subject to the terms and conditions set forth in the PSA.
3. Further Assurances. The Parties shall use commercially reasonable efforts to take, or cause to be taken, all appropriate action to do, or cause to be done, all things necessary, proper or advisable under applicable Law or otherwise to consummate and make effective the transactions contemplated by this Agreement, the PSA, and the other Collateral Agreements.
4. Assignments; Transfers of Certain Assets and Liabilities.
 - a. Notwithstanding anything in this Agreement, the PSA or any Collateral Agreement to the contrary, but without limiting any of the Parties' duties and obligations arising under this Agreement, neither this Agreement nor any Collateral Agreement shall constitute an assignment, sublease, transfer or other conveyance of any claim, contract, license, lease, sublease or commitment if an attempted assignment, sublease, transfer or other conveyance thereof, without the Authorization or consent of a third-party thereto, would constitute a breach or violation thereof, but only to the extent such Authorization or consent has not been obtained.
 - b. To the extent that, after the consummation of the transactions contemplated by this Agreement, the Transferee has acquired or assumed in connection with the transactions contemplated by this Agreement any Excluded Assets, Excluded Liabilities or Pre-Closing Liabilities, the Parties shall take all actions necessary to effectuate the assignment, transfer, conveyance or delivery of any such Excluded Assets, Excluded Liabilities and Pre-Closing Liabilities back to the applicable Transferor set forth on Schedule 1 or Schedule 2 hereto.
5. True Sale or Absolute Conveyance; Solvency. The conveyances hereunder are intended by the Parties to be "true sales" or absolute conveyances at Law. The Parties each agree to record each conveyance as a sale or purchase, dividend or capital distribution or capital contribution, as the case may be, on its books and records, and reflect each conveyance in its financial statements as a sale or purchase, dividend or capital distribution or capital contribution, as the case may be, unless otherwise required by applicable accounting principles. Each Party represents and warrants that it is solvent at the time of each conveyance hereunder, and that as a result of such conveyance, such Party will not be left insolvent.

6. Entire Agreement. This Agreement shall be subject to and governed by the terms and conditions of the PSA. This Agreement, the PSA and the Collateral Agreements constitute the entire agreement among the Parties with respect to the subject matter of this Agreement and supersede all prior agreements, both written and oral, among the Parties with respect to the subject matter of this Agreement.
7. Counterparts. This Agreement may be executed in counterparts, each of which will be deemed to be an original, but all of which will constitute one and the same agreement. Any signature pages of this Agreement transmitted by telecopier or by electronic mail in portable document format will have the same legal effect as an original executed signature page.
8. Governing Law; Submission to Jurisdiction; Selection of Forum; Waiver of Jury Trial. THIS AGREEMENT SHALL BE GOVERNED BY AND CONSTRUED IN ACCORDANCE WITH THE LAWS OF THE STATE OF WASHINGTON AS TO ALL MATTERS, INCLUDING MATTERS OF VALIDITY, CONSTRUCTION, EFFECT, PERFORMANCE AND REMEDIES (WITHOUT REGARD TO CONFLICT OF LAWS PRINCIPLES THAT WOULD REQUIRE THE APPLICATION OF THE LAWS OF ANOTHER JURISDICTION). Each Party agrees that it shall bring any action or proceeding in respect of any claim arising out of or related to this Agreement or the transactions contained in or contemplated by this Agreement exclusively in the Seattle courthouse of the United States District Court for the Western District of Washington or any Washington state court sitting in the city of Seattle and appellate courts having jurisdiction of appeals from any of the foregoing (the “**Chosen Courts**”), and, solely in connection with claims arising under this Agreement or the transactions that are the subject of this Agreement, (i) irrevocably submits to the exclusive jurisdiction of the Chosen Courts, (ii) waives any objection to laying venue in any such action or proceeding in the Chosen Courts, (iii) waives any objection that the Chosen Courts are an inconvenient forum or do not have jurisdiction over any Party and (iv) agrees that service of process upon such Party in any such action or proceeding shall be effective if notice is given in accordance with Section 10. EACH PARTY IRREVOCABLY WAIVES ANY AND ALL RIGHT TO TRIAL BY JURY IN ANY LEGAL PROCEEDING ARISING OUT OF OR RELATING TO THIS AGREEMENT OR THE TRANSACTIONS CONTEMPLATED HEREBY. Notwithstanding the foregoing, the enforcement of this Agreement with respect to a particular Sale Site as to matters relating to real property and matters mandatorily governed by local law, shall be governed by and construed in accordance with the laws of the state in which the applicable Sale Site is located.
9. Successors and Assigns. This Agreement shall inure to the benefit of and be binding upon the Parties and their respective successors and permitted assigns.
10. Notices. All notices and other communications required or permitted to be given or delivered under this Agreement shall be given in accordance with Section 12.5 of the PSA.
11. Amendment. This Agreement may not be amended or modified except by a written agreement signed by authorized representatives of all of the Parties.
12. Specific Performance. Each Party recognizes and agrees that, in the event of any failure or refusal by any Party to perform its obligations required by this Agreement, remedies at Law would be inadequate, and that in addition to such other remedies as may be available to it at Law, in equity or pursuant to this Agreement, each Party may seek injunctive relief and may enforce its rights under, and the terms and provisions of, this Agreement by an

action for specific performance to the extent permitted by applicable Law. Each Party hereby waives any requirement for security or the posting of any bond or other surety in connection with any temporary or permanent award of injunctive, mandatory or other equitable relief. Subject to Section 8, nothing contained in this Agreement shall be construed as prohibiting any Party from pursuing any other remedies available to it pursuant to the provisions of this Agreement or applicable Law for such breach or threatened breach, including the recovery of damages.

13. Collateral Agreement. The Parties acknowledge and agree that this Agreement constitutes a Collateral Agreement for purposes of the PSA.
14. Severability. If any term or provision of this Agreement is invalid, illegal or incapable of being enforced by any rule of Law or public policy, all other conditions and provisions of this Agreement shall nonetheless remain in full force and effect so long as the economic and legal substance of the transactions contemplated by this Agreement is not affected in any manner materially adverse to any Party. Upon such determination that any term or other provision is invalid, illegal or incapable of being enforced, the Parties shall negotiate in good faith to modify this Agreement so as to effect the original intent of the Parties as closely as possible in a mutually acceptable manner in order that the transactions contemplated hereby be consummated as originally contemplated to the fullest extent possible.
15. Effect on PSA. Except as expressly provided in this Agreement, no provision of this Agreement shall in any way modify the express provisions set forth in the PSA. To the extent any provision of this Agreement is inconsistent with the PSA, the provisions of the PSA shall control. Without limiting the generality of the foregoing, nothing in this Agreement is intended to alter or modify any rights or remedies of the Parties to indemnification under the PSA or the other Collateral Agreements (including, without limitation, Section 2.10(a) of the PSA or Article 10 of the PSA).

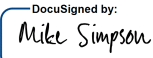
[Remainder of Page Blank – Signature Page Follows]

-- Signature Page to Internal Transfer Agreement --

IN WITNESS WHEREOF, the Parties have duly executed and delivered this Agreement as of the date first written above.

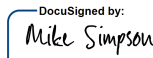
T-MOBILE:

T-MOBILE USA, INC.

By: 
Mike Simpson, SVP, Chief Procurement Officer, Technology

T-MOBILE AFFILIATES:

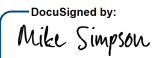
- APC REALTY AND EQUIPMENT COMPANY, LLC
- CLEAR WIRELESS LLC
- SPRINT PCS ASSETS, L.L.C.
- SPRINT SPECTRUM LLC
- SPRINT SPECTRUM REALTY COMPANY, LLC
- SPRINTCOM, INC.
- NEXTEL COMMUNICATIONS OF THE MID-ATLANTIC, INC.
- NEXTEL WEST CORP.
- PRWIRELESS PR, LLC
- T-MOBILE CENTRAL LLC
- T-MOBILE NORTHEAST LLC
- T-MOBILE SOUTH LLC
- T-MOBILE WEST LLC
- T-MOBILE PUERTO RICO LLC
- METROPCS FLORIDA, LLC
- METROPCS NEW YORK, LLC
- METROPCS PENNSYLVANIA, LLC

By: 
Mike Simpson, SVP, Chief Procurement Officer, Technology

SALE SITE SUBSIDIARIES:

**VBT SUB 2, LLC
VB RUN, LLC**

By: **SPRINTCOM, INC.**, as managing member

By: 
Mike Simpson, SVP, Chief Procurement Officer, Technology



Attachment: Int Transfer Agmnt (6526 : Second Amendment to Telecommunications Agreement with VB Run LLC)

**AMENDMENT NO. 1 TO:
SPRINT PCS TELECOMMUNICATIONS LICENSE AGREEMENT
JOHN F. KENNEDY VETERANS MEMORIAL PARK (SITE ID# RV62XC902)**

This Amendment No. 1, effective as of the date signed below by the Mayor of the City of Moreno Valley ("**Effective Date**"), amends a certain Telecommunications License Agreement ("**License**") between Sprint PCS Assets, L.L.C., a Delaware limited liability company ("**Licensee**") and City of Moreno Valley ("**Licensor**"), dated January 4, 2005.

BACKGROUND

Licensor owns the real property hereinafter called "Property." Subject to the following terms and conditions, Licensor licenses to Licensee that portion of Licensor's Property, including all necessary and reasonable access and utility rights for installation, operation, and maintenance of Licensee's equipment, structures, and utilities. Exhibit "B" License, is attached hereto and incorporated by reference into this Amendment.

Licensee desires to modify the terms in Section 6 of the License. Specifically, Licensee desires to add a row of antennae which will physically change the Property.

Licensee and Licensor therefore desire to modify the provisions of the License as provided below.

AMENDMENT

Licensor and Licensee agree as follows:

1. **Modification to the Facilities**

The License is amended to include Exhibit "A", consisting of Conditional Use Permit (CUP), Conditions of Approval (COA), and drawings. Upon full execution of this Amendment, Licensee is permitted to do all work necessary to prepare, maintain and alter the to install, modify or otherwise relocate telecommunications equipment, all as more fully described and shown in the construction drawings.

2. **Expiration or Termination of License**

A. The Amendment will modify the License to provide site modifications requested by Licensee. Licensor will execute, at Licensee's sole cost and expense all documents required by any governmental authority in connection with any development of, or construction on, the Property, including documents necessary to petition the appropriate public bodies for certificates, permits, licenses and other approvals deemed necessary by Licensee to utilize the Property for the purpose of constructing, maintaining and operating communications facilities. Licensor will agree to be named applicant if requested by Licensee. In furtherance of the foregoing, Licensor will appoint Licensee as Licensor's attorney-in-fact to execute all land use applications, permits, licenses and other approvals on Licensor's behalf.

B. If Licensee does not execute documents as listed in section 2a, and

install, construct or add equipment to the Property within one-hundred eighty (180) days of full execution of this Amendment, the Amendment shall be terminated unless the Licensor grants additional time in writing. If Licensee installs equipment, but later removes the equipment, then upon thirty (30) days written notice to Licensor, Licensee may terminate this Amendment. After terminating the Amendment, the terms and conditions of the License as they existed immediately prior to the Effective Date of this Amendment shall be deemed ratified and shall continue in full force and effect. However, the Faithful Performance Bond for facility removal shall remain for the life of the License. Upon termination of this Amendment, Rent shall revert to the amount in effect immediately prior to the Effective Date of this Amendment, plus any rental increases, including annual escalators or rent increases due to other site modifications made by Licensee, which occurred during the period of time between the Effective Date of this Amendment and the termination date of this Amendment. This Amendment is valid for the remaining term of the original License. Upon the expiration of the License, this Amendment shall be terminated.

3. Modification to Rent

In consideration for the revisions contemplated by this Amendment, effective upon the first day of the month following the Effective Date, the monthly rent will be increased by One-Hundred Dollars (\$100.00) per month, payable monthly. Rent shall increase at the rate of 3% each year on the anniversary date of the License, for the remaining term of this Amendment.

4. General Terms and Conditions

- A. All capitalized terms used in this Amendment, unless otherwise defined herein, will have the same meaning as the terms contained in the License.
- B. In case of any inconsistencies between the terms and conditions contained in the License and the terms and conditions contained in this Amendment, the terms and conditions herein will control. Except as set forth below, all provisions of the License are ratified and remain unchanged and in full force and effect.
- C. This Amendment shall be executed in triplicate counterparts, each of which will be deemed an original.
- D. Each of the parties represent and warrant that they have the right, power, legal capacity and authority to enter into and perform their respective obligations under this Amendment.

5. Insurance

- A. Licensee shall maintain in full force and effect, at no expense to Licensor, the following insurance policies:

1. A commercial general liability insurance policy in the minimum amount of one million (\$1,000,000) dollars per occurrence, four million (\$4,000,000) dollars aggregate for death, bodily injury, personal injury, or property damage;
 2. Auto Liability insurance endorsed for "any auto" with limits of liability of not less than \$1,000,000 per accident for bodily injury and property damage;
 3. Employer's Liability insurance with limits of liability of not less than \$1,000,000, each accident; \$1,000,000 disease each employee; and \$1,000,000 disease policy limit
- B. The insurance coverage required of the Licensee by section 5a, above shall also meet the following requirements:
1. The insurance shall be primary with respect to any insurance or coverage maintained by Licensor, as relates to Licensee's operations, and shall not call upon Licensor insurance or coverage for any contribution but only to the extent caused by Licensee, its agents or contractors.
 2. The insurance policies shall include contractual liability and personal injury;
 3. The insurance policies shall include the City of Moreno Valley, the Moreno Valley Housing Authority, and the Moreno Valley Community Services District (CSD), its officers, agents, employees, and volunteers, as additional insureds under the policies; and shall bear an endorsement or provision substantially containing the following provisions:

"Moreno Valley Community Services District (CSD), the City of Moreno Valley (City), the Moreno Valley Housing Authority, and their officers, officials, employees, agents, and volunteers are additional insureds as respects to General Liability and Auto Liability insurance. This insurance is primary, and our obligations are not affected by any other insurance carried by such additional insured whether primary, excess, contingent, or on any other basis. Waiver of subrogation for Workers' Compensation and Employer's Liability insurance as respects to the Moreno Valley Community Services District (CSD), the City of Moreno Valley (City), the Moreno Valley Housing Authority and each of their officers, officials, employees, agents, and volunteers."
- A. For the Commercial General Liability coverage, said parties shall be named as additional insureds utilizing either:
 1. Insurance Services Office ("ISO") Additional Insured endorsement CG 20 10 (04/13); or
 2. Substitute endorsements providing equivalent coverage, approved by the City.
 - B. The endorsements shall be signed by a person authorized by the insurer to bind coverage on its behalf. The coverage shall contain no special limitations on the scope of protection afforded to such additional insureds. Coverage for such additional insureds does not extend to liability to the extent prohibited by Insurance Code Section 11580.4.

- C. All policies of insurance required by the Contract Documents shall include or be endorsed to provide a waiver by the insurers of any rights of recovery or subrogation that the insurers may have at any time against the *“Moreno Valley Community Services District (CSD), the City of Moreno Valley (City), the Moreno Valley Housing Authority, and their officers, officials, employees, agents, and volunteers.”*
- D. All policies and endorsements shall stipulate that the Licensee's (and its Subcontractors') insurance coverage shall be primary and noncontributory insurance as respects the *“Moreno Valley Community Services District (CSD), the City of Moreno Valley (City), the Moreno Valley Housing Authority, and their officers, officials, employees, agents, and volunteers,”* and shall be excess of the Licensee's (and its Subcontractors') insurance and shall not contribute with it. For the primary and noncontributory coverage, said parties shall be named as additional insureds utilizing either:
1. Insurance Services Office (“ISO”) Additional Insured endorsement CG 20 10 (01/13); or
 2. Substitute endorsements providing equivalent coverage, approved by the City.
- E. Coverage shall state that the Licensee's (and its Subcontractors') insurance shall apply separately to each insured or additional insured against whom claim is made or suit is brought, except with respect to the limits of the insurer's liability. Coverage shall apply to any claim or suit brought by an additional insured against a named insured or other insured.
4. Licensee shall provide to Licensor's Attorney, (a) Certificates of Insurance evidencing the insurance coverage required herein, and (b) specific endorsements or blanket additional insured endorsements naming Licensor, its officers, employees, agents, and volunteers, as additional insureds under the policies;
 5. The insurance policies shall provide that the insurance carrier shall not cancel or terminate said insurance policies, except upon thirty (30) days written notice to Licensor's Attorney (ten (10) days' notice shall apply to non-payment).
 6. If the insurance is written on a Claims Made Form, then, following termination of this License, said insurance coverage shall survive for a period of not less than five (5) years;
 7. The insurance policies shall provide for a retroactive date of the placement of Licensee's Facilities coinciding with the effective date of this License;
 8. The insurance shall be reasonably approved as to form and sufficiency by the Licensor's Attorney.
- C. If Licensee employs any person, Licensee shall maintain worker's compensation and employer's liability insurance, as required by the State Labor Code and other applicable laws and regulations.

6. **Bonds**

Licensee shall provide and maintain in effect three (3) good and sufficient Surety Bonds as follows:

The first bond shall be a "Faithful Performance Bond" which shall be in an amount of ONE HUNDRED THOUSAND DOLLARS (\$100,000) and shall guarantee the faithful performance of all work related to the removal of the Licensee's Facilities upon termination of the License. The Faithful Performance Bond for facility removal shall be required to be kept in place during the entire term of the License.

The second bond shall be a "Faithful Performance Bond" which shall be in an amount of FIFTY THOUSAND DOLLARS (\$50,000) and shall guarantee the faithful performance of all the work related to the construction of the Licensee's Facilities as required herein.

The third bond shall be a "Labor and Materials Payment Bond" which shall be in an amount of FIFTY THOUSAND DOLLARS (\$50,000) and shall secure the payment of the claims of labor, mechanics, or materialmen pursuant to Section 3115 and 3143 of the Civil Code for all work related to the installation of Licensee's Facilities.

The 'construction related' "Faithful Performance Bond" and the "Labor and Materials Bond" shall be kept in place until such time as Licensor approves in writing the final installation of the Licensee's Facilities, which approval shall not be unreasonably withheld, conditioned or delayed. Upon such approval from Licensor, the 'construction related' Faithful Performance Bond and the Labor and Materials Payment Bond may be terminated. All bonds shall be Licensor approved, prior to the issuance of building permits, which approval shall not be unreasonably withheld, conditioned or delayed.

Surety Bonds may be substituted in part or all with cash deposits.

7. **Miscellaneous**

- A. **Severability.** If any provision of the Amendment is invalid or unenforceable with respect to any party, the remainder of this License or the application of such provision to persons other than those as to whom it is held invalid or unenforceable, shall not be affected and each provision of this License shall be valid and enforceable to the fullest extent permitted by law.
- B. **Notices.** Any notice or demand required to be given herein shall be made by certified or registered mail, return receipt requested, or reliable overnight mail to the address of the respective parties set forth below:

City:
Director
City of Moreno Valley
Parks and Community Services
14075 Frederick Street
Moreno Valley, CA 92553

Licensee:
Sprint Property Services
6931 Sprint Parkway
Mailstop: KSOPHT0101-Z2650
Overland, KS 66251-2650
Attn: Site Development Manager/
Orange County and Inland Empire

A copy to be sent to:
City Manager
City of Moreno Valley
14177 Frederick Street
Moreno Valley, CA 92552-0805

With a copy to:
Sprint Law Department
Attn: Real Estate Attorney
6391 Sprint Parkway
Mailstop: KSOPHT0101-Z2650
Overland Park, KS 66251-2650

*****SIGNATURES ON FOLLOWING PAGE*****

IN WITNESS WHEREOF, Licensor and Licensee have executed this Telecommunications License Amendment as of the date and year signed by Licensor.

Licensor:

City of Moreno Valley

Licensee:

Sprint PCS Assets, LLC A Delaware Limited Liability Company

BY: *[Signature]*
Mayor

BY: *[Signature]*
Joyce Macy,

DATE: JUNE 26, 2015

TITLE: Site Development Manager

DATE: 4/30/15

ATTEST: *[Signature]*
City Clerk

BY: _____

TITLE: _____

APPROVED AS TO LEGAL FORM:

DATE: _____

[Signature]
City Attorney

DATE: 6-24-15

SIGNING INSTRUCTIONS TO LICENSEE:

Signature(s) must be accompanied by a completed notary certificate of acknowledgement attached hereto. A general partner must sign on behalf of a partnership. **Two (2)** corporate officers must sign on behalf of a corporation unless the corporation has a corporate resolution that allows one person to sign on behalf of the corporation; if applicable, said resolution must be attached hereto. The corporate seal may be affixed hereto.

- Enclosures: Exhibit "A" – Conditional Use Permit, Conditions of Approval, and Drawings
- Exhibit "B" – License with Sprint PCS
- Exhibit "C" – Bond Forms

CALIFORNIA ALL-PURPOSE ACKNOWLEDGMENT

CIVIL CODE § 1189

A notary public or other officer completing this certificate verifies only the identity of the individual who signed the document to which this certificate is attached, and not the truthfulness, accuracy, or validity of that document.

State of California)
County of Orange)
On April 30, 2015 before me, Josephine Ling Young, Notary Public
Date Here Insert Name and Title of the Officer
personally appeared Joyco Ann Macy
Name(s) of Signer(s)

who proved to me on the basis of satisfactory evidence to be the person(s) whose name(s) is/are subscribed to the within instrument and acknowledged to me that he/she/they executed the same in his/hers/their authorized capacity(ies), and that by his/hers/their signature(s) on the instrument the person(s), or the entity upon behalf of which the person(s) acted, executed the instrument.

I certify under PENALTY OF PERJURY under the laws of the State of California that the foregoing paragraph is true and correct.

WITNESS my hand and official seal.



Signature [Handwritten Signature]
Signature of Notary Public

Place Notary Seal Above

OPTIONAL

Though this section is optional, completing this information can deter alteration of the document or fraudulent reattachment of this form to an unintended document.

Description of Attached Document

Title or Type of Document: Amendment No. 1 RV62XC902 Document Date:
Number of Pages: Signer(s) Other Than Named Above:

Capacity(ies) Claimed by Signer(s)

Signer's Name:
Corporate Officer -- Title(s):
Partner -- Limited General
Individual Attorney in Fact
Trustee Guardian or Conservator
Other:
Signer Is Representing:





CERTIFICATE

The undersigned, the duly authorized Vice President and Assistant Secretary of Sprint PCS Assets, L.L.C., a Delaware limited liability company ("Sprint PCS Assets"), does hereby certify that Joyce Macy, a Site Development Manager for Sprint PCS Assets, is duly authorized to execute on behalf of Sprint PCS Assets that certain "Amendment No. 1 To: Sprint PCS Telecommunications License Agreement John F. Kennedy Veterans Memorial Park (Site ID# RV62XC902)" by and between the City of Moreno Valley, California, as Licensor and Sprint PCS Assets, as Licensee.

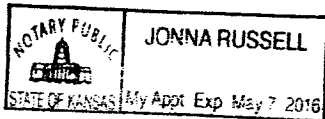
Dated: October 22, 2014.

Name: John W. Chapman
John W. Chapman
Vice President and Assistant Secretary

ACKNOWLEDGEMENT

STATE OF KANSAS)
COUNTY OF JOHNSON)

Before me, a notary public in and for said County and State, on this 22nd day of October, 2014, personally appeared John W. Chapman, Vice President and Assistant Secretary of Sprint PCS Assets, L.L.C., a Delaware limited liability company, to me known to be the person who executed this instrument, and acknowledged to me that John W. Chapman executed the same as a free and voluntary act and deed for the purposes set forth.



Jonna Russell
Notary Public



EXHIBIT A
Community & Economic Development Department
Planning Division
 14177 Frederick Street
 P. O. Box 88005
 Moreno Valley CA 92552-0805
 Telephone: 951.413-3206
 FAX: 951.413-3210

July 17, 2014

Sprint
 330 Commerce, Suite 100
 Irvine, CA 92602

Re: P14-060 – Administrative Plot Plan approval to add three antennas, 3 RRUs, and equipment cabinet within in the existing lease area on an existing light standard at JFK Park, located at 15115 Indian Street, Moreno Valley, CA 92551

Attached are the approved site plans, and elevations of the cell tower for the existing communication facility on an existing light standard at JFK Park. The Community Development Department of the City of Moreno Valley approved this project on July 17, 2014 subject to the attached Conditions of Approval. This approval is final unless an appeal is filed with the Community Development Director within (15) calendar days of the approval date. If an appeal is not filed, this conditionally-approved project will expire July 17, 2017 unless extended as provided by City Ordinance.

If you have any questions, please contact the Planning Division at (951) 413-3206.

Sincerely,

Summer Looy
 Permit Technician

Chris Ormsby, AICP
 Interim Planning Official

Attachments: Site plan, elevations, and Conditions of Approval

Cc: Cortel, LLC, Kevin Manning, 35441 Stockton Street, Beaumont, CA 92223, Tony Hetherman, Parks and Recreation Department

EXHIBIT A

**CITY OF MORENO VALLEY
 PLANNING DIVISION
 FINAL CONDITIONS OF APPROVAL FOR P14-060
 ADMINISTRATIVE PLOT PLAN TO ADD THREE PANEL ANTENNAS AND THREE
 RRUs TO EXISTING CELL SITE ON LIGHT STANDARD AT JFK PARK
 SPRINT COMMUNICATIONS FACILITY LOCATED AT
 15115 INDIAN STREET
 ASSESSOR'S PARCEL NUMBER: 485-042-028**

APPROVAL DATE: July 17, 2014
EXPIRATION DATE: July 17, 2017

This set of conditions shall include conditions from:

- Planning (P), including Building and Safety (B)**
- Fire Division (F)**
- Parks and Community Services (PC)**

Note: All Special conditions are in bold lettering. All other conditions are standard to all or most development projects.

COMMUNITY & ECONOMIC DEVELOPMENT DEPARTMENT

Planning Division

- P1. Administrative Plot Plan P14-060 is an amendment to the existing telecommunications facility (PA04-0054) located at 15115 Indian Street in the northwest portion of the existing City of Moreno Valley Park (JFK Park) adjacent to the baseball fields on an existing light pole. The upgrade includes the addition of three new antennae, three RRUs on the existing light standard, and an additional equipment cabinet within existing lease area.**
- P2. The antennas and RRUs and hardware attached to the monopole shall be painted to match the existing monopole.**
- P3. There shall be no physical change to the existing monopole facility except the antennae and RRU additions as described in this approval. Additional changes or modifications shall require separate approval.**

Timing Mechanisms for Conditions (see abbreviation at beginning of affected condition):

R - Map Recordation	GP - Grading Permits	CO - Certificate of Occupancy or building final
WP - Water Improvement Plans	BP - Building Permits	P - Any permit

Governing Document (see abbreviation at the end of the affected condition):

GP - General Plan	MC - Municipal Code	CEQA - California Environmental Quality Act
-------------------	---------------------	---

Attachment: 1st Amendment US-CA-5259_GL_062615 (6526 : Second Amendment to Telecommunications Agreement with VB Run LLC)

**PLANNING DIVISION
FINAL CONDITIONS OF APPROVAL FOR P14-060
ADMINISTRATIVE PLOT PLAN
PAGE 2**

Ord - Ordinance
Res - Resolution

DG - Design Guidelines
UBC - Uniform Fire Code
SBM - Subdivision Map Act

Ldscp - Landscape Requirements
UBC - Uniform Building Code

- P4. The antenna array shall not extend beyond the lease area and any other equipment associated with the telecommunications facility shall be placed within the enclosure.
- P5. There shall be no signage or graphics affixed to the equipment, equipment building or fence except for public safety warnings.
- P6. All proposed ancillary equipment shall be placed within the confines of the equipment area. No barbed or razor wire fencing shall be used for the facility.
- P7. A generator is not approved with this application and will require a separate application and approval.
- P8. At such time as the facility ceases to operate, the facility shall be removed. The removal shall occur within 90-days of the cessation of the use. The Conditional Use Permit may be revoked in accordance with provisions of the Municipal Code. (MC 9.02.260)
- P9. This approval shall comply with all applicable requirements of the City of Moreno Valley Municipal Code.
- P10. This approval shall expire three (3) years after the approval date of Amended Conditional Use Permit PA12-0037 unless used or extended as provided for by the City of Moreno Valley Municipal Code; otherwise it shall become null and void and of no effect whatsoever. Use means the beginning of substantial construction contemplated by this approval within the three-year period, which is thereafter pursued to completion, or the beginning of substantial utilization contemplated by this approval. (MC 9.02.230)
- P11. All landscaped areas shall be maintained in a healthy and thriving condition, free from weeds, trash and debris by the developer or the developer's successor-in-interest. (MC 9.02.030)
- P12. The site shall be developed in accordance with the approved plans on file in the Community & Economic Development Department - Planning Division, the Municipal Code regulations, the Landscape Requirements, the General Plan, and the conditions contained herein. Prior to any use of the project site or business activity being commenced thereon, all Conditions of Approval shall be completed to the satisfaction of the City Planning Official or designee. (MC 9.14.020, Ldscp)

**PLANNING DIVISION
FINAL CONDITIONS OF APPROVAL FOR P14-060
ADMINISTRATIVE PLOT PLAN
PAGE 3**

- P13. (BP) Prior to issuance of building permits, the applicant shall obtain a Land Use Clearance stamp from the Community & Economic Development Department – Planning Division on the final plan check set.
- P14. (CO) Prior to issuance of a building final, the applicant shall contact the Planning Division for a final inspection.

Building and Safety Division

- B1. The above project shall comply with the current California Codes (CBC, CEC, CMC and the CPC) as well as city ordinances. All new projects shall provide a soils report as well. Plans shall be submitted to the Building and Safety Division as a separate submittal. The 2010 edition of the California Codes became effective for all permits issued after January 1, 2011.

COMMERCIAL, INDUSTRIAL, MULTI-FAMILY PROJECTS INCLUDING CONDOMINIUMS, TOWNHOMES, DUPLEXES AND TRIPLEX BUILDINGS REQUIRE THE FOLLOWING.

- B2. Prior to final inspection, all plans will be placed on a CD Rom for reference and verification. Plans will include "as built" plans, revisions and changes. The CD will also include Title 24 energy calculations, structural calculations and all other pertinent information. It will be the responsibility of the developer and or the building or property owner(s) to bear all costs required for this process. The CD will be presented to the Building and Safety Division for review prior to final inspection and building occupancy. The CD will become the property of the Moreno Valley Building and Safety Division at that time. In addition, a site plan showing the path of travel from public right of way and building to building access with elevations will be required.
- B3. (BP) Prior to the issuance of a building permit, the applicant shall submit a properly completed "Waste Management Plan" (WMP), as required, to the Compliance Official (Building Official) as a portion of the building or demolition permit process.

FIRE PREVENTION BUREAU

1. The following Standard Conditions shall apply.

Standard Conditions:

With respect to the conditions of approval for the above referenced (P14-060), the following fire protection measures shall be provided in accordance with Moreno Valley City Ordinance's and/or recognized fire protection standards:

**PLANNING DIVISION
FINAL CONDITIONS OF APPROVAL FOR P14-060
ADMINISTRATIVE PLOT PLAN
PAGE 4**

- F1. Final fire and life safety conditions will be addressed when the Fire Prevention Bureau reviews building plans. These conditions will be based on occupancy and use as specified in the California Building Code (CBC), California Fire Code (CFC), Moreno Valley Municipal Code and related codes which are in force at the time of building plan submittal.
- F2. Prior to construction and issuance of Building Permits, fire lanes and fire apparatus access roads shall have an unobstructed width of not less than twenty-four (24) feet as approved by the Fire Prevention Bureau and an unobstructed vertical clearance of not less than the thirteen (13) feet six (6) inches. (CFC 503.2.1 and MVMC 8.36.060[E])
- F3. Prior to construction, "private" driveways over 150 feet in length shall have a turn-around as determined by the Fire Prevention Bureau capable of accommodating fire apparatus. Driveway grades shall not exceed 12 percent. (CFC 503 and MVMC 8.36.060, CFC 501.4)
- F4. Prior to issuance of building permit applicant shall provide written verification that the system they will be installing will not interfere with Fire or Police Communication System.
- F5. Anytime after installation, any interruption of Fire, Police or other public emergency Communication System due to the purveyor's system, the purveyor shall cease to operate site until corrections can be made to purveyor's system.
- F6. Prior to the issuance of a Certificate of Occupancy or building final, the developer/applicant shall be responsible for obtaining permits for the storage of combustible liquids, flammable liquids or any other hazardous materials from both the County Health department and Fire Prevention Bureau. (CFC 105)
- F7. Prior to issuance of a Certificate of Occupancy or Building Final, a "Knox Box Rapid Entry System" shall be provided. The Knox-Box shall be installed in an accessible location approved by the Fire Chief. Knox box may be installed on the exterior gate. (CFC 506.1)


PARKS & COMMUNITY SERVICES

- PCS1. All equipment utilized for telecommunications equipment shall be reviewed and approved by Parks and Community Services, Planning, Land Development, Fire Services, and Building and Safety Division prior to approval and issuance of any permits. Parks and Community Services require submittals on all materials and shop drawings on all fabrication, prior to obtaining these products. Add materials

**PLANNING DIVISION
FINAL CONDITIONS OF APPROVAL FOR P14-060
ADMINISTRATIVE PLOT PLAN
PAGE 5**

shall comply with the most recent (at time of construction) Parks and Community Services Park Specifications, Telecommunication Site Specifications, City Standard Plans, applicable building codes, and "Greenbook" for Public Works Projects.

- PCS2. At the end of the agreed-upon License or License termination from applicant, abandonment, or violation of contract, the Applicant is required to restore the site to its original condition. The Applicant shall remove the items at no cost to the City. Security shall be provided by Licensee for removal of Licensee's facilities, as approved by the City, prior to the issuance of any permits for Licensee's modifications and/or approval of Amendment.
- PCS3. Bonds shall be required for Labor and Materials; Performance; and Removal of Facilities.
- PCS4. A City required License Amendment shall be completed and approved prior to permit issuance and commencement of work. The applicant shall provide a deposit to reimburse Park and Community Services staff time in preparation of the Amendment and all related document processing. If the deposit is exhausted, the applicant shall provide additional funds to reimburse staff time. Unused deposit monies will be returned to the applicant after the Amendment is executed.
- PCS5. All work proposed by the applicant requires a City of Moreno Valley Building Permit. Prior to issuance of any Building Permits all plans must be reviewed and approved by Parks and Community Services and the Planning Division.
- PCS6. All new conduit that requires hardscape removal, shall be reinstalled to its original state or better. All conduit shall be labeled with detectable warning tape. All conduit shall be embedded in a red colored two-sack slurry, with a minimum of four-inch encasement on the top and sides.
- PCS7. Damage to hardscape and/or plant material shall be replaced with like items by the applicant, prior to any inspections and permit final. The specific variety of plant material to be determined by Parks and Community Services. Turf shall be replaced with sodded turf (type per City).
- PCS8. The Applicant is responsible for all Parks and Community Services Plan Checking and Inspection Fees per the Fee Schedule. These fees shall be paid prior to approval of any construction drawings and building permits.
- PCS9. Licensee shall provide as-builts in PDF format, prior to final approval.




PLANNING APPROVAL

Administrative
Planning Commission
City Council

Case No. P14-0620
By: [Signature]
9/17/14


PROJECT: 2.5 EQUIPMENT DEPLOYMENT
SITE NAME: JFK PARK
SITE CASCADE: RV62XC902
SITE ADDRESS: 15115 INDIAN STREET
MORENO VALLEY, CA 92552
SITE TYPE: LIGHT STANDARD

PLANS PREPARED FOR



6880 Sprint Parkway
Overland Park, Kansas 66211

PLANS PREPARED BY




EDG
CORWELL ENGINEERING, LLC
Professional Civil Engineer
No. 17000 of P.C.E. No. 111-001721

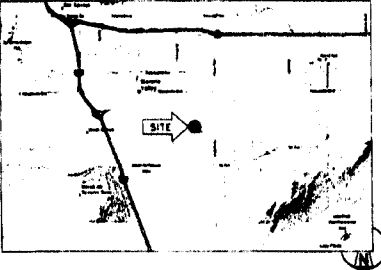

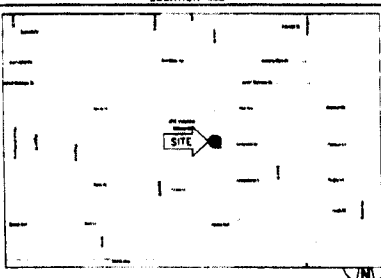
EQUIPMENT MANUFACTURER

Alcatel-Lucent


CONSULTANT



Cortel, LLC
14821 Arroyo
San Diego, CA 92127

SITE INFORMATION	AREA MAP	PROJECT DESCRIPTION	DRAWING INDEX																						
<p>PROPERTY OWNER: CITY OF MORENO VALLEY 14177 FERRISDALE STREET MORENO VALLEY, CA 92552 CONTACT: OLIVER JAMES - SURETY PHONE: (760) 866-0489</p> <p>LATITUDE (NAD83): 32° 54' 7.7688" N 117° 31' 27.0012" W -117.526681</p> <p>LONGITUDE (NAD83): 117° 31' 27.0012" W -117.526681</p> <p>COUNTY: RIVERSIDE COUNTY CITY OF MORENO VALLEY</p> <p>ZONING JURISDICTION: CITY OF MORENO VALLEY</p> <p>ZONING DISTRICT: OS</p> <p>AGN: 443-043-028</p> <p>POWER COMPANY: SOUTHERN CALIFORNIA Edison</p> <p>WY PROVIDER: THE WARRIOR CABLE FERNANDO CORDERO PHONE: (951) 547-3883 EMAIL: FERNANDO.CORDERO@WARRIORCABLE.COM</p> <p>SPRINT AGENT: DANIEL DAVIS PHONE: (702) 501-4111 daniel.davis@sprint.com</p> <p>SPRINT CN: DAVE MURRAY PHONE: 714-817-8210 dave.murray@sprint.com</p>		<ul style="list-style-type: none"> INSTALL (3) NEW 2800MHz PANEL ANTENNA ON AN (2) (2) LIGHT STANDARD INSTALL (3) NEW 2800MHz RISER ON AN (2) LIGHT STANDARD INSTALL (1) NEW FIBER CABLE INSTALL (1) NEW 9628 BATTERY CABINET INSTALL (4) (4) BATTERIES WITHIN THE (1) BATTERY CABINET 	<table border="1"> <thead> <tr> <th>SHEET NO.</th> <th>SHEET TITLE</th> </tr> </thead> <tbody> <tr> <td>T-1</td> <td>TITLE SHEET & PROJECT DATA</td> </tr> <tr> <td>SP-1</td> <td>SPRINT SPECIFICATIONS</td> </tr> <tr> <td>SP-2</td> <td>SPRINT SPECIFICATIONS</td> </tr> <tr> <td>A-1</td> <td>SITE PLAN</td> </tr> <tr> <td>A-2</td> <td>EQUIPMENT, ANTENNA LAYOUTS & DETAIL</td> </tr> <tr> <td>A-3</td> <td>SOUTH ELEVATIONS</td> </tr> <tr> <td>A-4</td> <td>NORTH ELEVATIONS</td> </tr> <tr> <td>A-4</td> <td>EQUIPMENT DETAIL</td> </tr> <tr> <td>A-5</td> <td>RISER CABLE MAPPING LOCATIONS DIAGRAM</td> </tr> <tr> <td>P-1</td> <td>GRID PLAN AND DETAILS</td> </tr> </tbody> </table>	SHEET NO.	SHEET TITLE	T-1	TITLE SHEET & PROJECT DATA	SP-1	SPRINT SPECIFICATIONS	SP-2	SPRINT SPECIFICATIONS	A-1	SITE PLAN	A-2	EQUIPMENT, ANTENNA LAYOUTS & DETAIL	A-3	SOUTH ELEVATIONS	A-4	NORTH ELEVATIONS	A-4	EQUIPMENT DETAIL	A-5	RISER CABLE MAPPING LOCATIONS DIAGRAM	P-1	GRID PLAN AND DETAILS
SHEET NO.	SHEET TITLE																								
T-1	TITLE SHEET & PROJECT DATA																								
SP-1	SPRINT SPECIFICATIONS																								
SP-2	SPRINT SPECIFICATIONS																								
A-1	SITE PLAN																								
A-2	EQUIPMENT, ANTENNA LAYOUTS & DETAIL																								
A-3	SOUTH ELEVATIONS																								
A-4	NORTH ELEVATIONS																								
A-4	EQUIPMENT DETAIL																								
A-5	RISER CABLE MAPPING LOCATIONS DIAGRAM																								
P-1	GRID PLAN AND DETAILS																								
<p>APPLICABLE CODES</p> <p>ALL WORK AND MATERIALS SHALL BE PERFORMED AND INSTALLED IN ACCORDANCE WITH THE CURRENT EDITIONS OF THE FOLLOWING CODES AS ADOPTED BY THE LOCAL GOVERNING AUTHORITIES. NOTHING IN THESE PLANS IS TO BE CONSTRUED TO PERMIT WORK NOT CONFORMING TO THESE CODES.</p> <ul style="list-style-type: none"> 2013 CALIF. ADMINISTRATIVE CODE (INC. TITLES 24 & 25) 2013 CALIFORNIA BUILDING CODES 2013 CALIFORNIA ELECTRICAL CODES 2013 CALIFORNIA MECHANICAL CODES 2013 CALIFORNIA PLUMBING CODES 2013 CALIFORNIA FIRE CODES 2013 CALIFORNIA ENERGY CODES 19A-222-0 STANDARD LOCAL BUILDING CODES CITY/COUNTY ORDINANCES  <p>811 Know your utilities. Call before you dig. www.811.com</p>																									

REGISTERED PROFESSIONAL ENGINEER



DANIEL MICHAEL CORDERO
NO. 82543
EXP. 12/31/15

THESE PLANS ARE CONFIDENTIAL AND ARE THE SOLE PROPERTY OF SPRINT AND MAY NOT BE REPRODUCED, COPIED, EITHER WHOLLY OR PARTIALLY, OR REDISTRIBUTED WITHOUT THE EXPRESS WRITTEN CONSENT OF SPRINT.

REVISIONS	DESCRIPTION	DATE	BY
REV. 001			
REV. 002			
REV. 003			

SITE NAME: JFK PARK

SITE CASCADE: RV62XC902

SITE ADDRESS: 15115 INDIAN STREET
MORENO VALLEY, CA 92552

SHEET DESCRIPTION: TITLE SHEET

SHEET NUMBER: T-1

11/11 0.3 7/14

THESE OUTLINE SPECIFICATIONS IN CONJUNCTION WITH THE SPRINT STANDARD CONSTRUCTION SPECIFICATIONS, INCLUDING CONTRACT DOCUMENTS AND THE CONSTRUCTION DRAWINGS DESCRIBE THE WORK TO BE PERFORMED BY THE CONTRACTOR.

CONTRACTOR SUPPLY:
 SUPPLIER WILL SUPPLY ALL MINOR MATERIALS NECESSARY FOR PERFORMANCE OF SERVICES WHICH MATERIALS INCLUDE, BUT ARE NOT LIMITED TO THE FOLLOWING (MINOR MATERIALS):
 A. CONDUIT IN LENGTHS LESS THAN OR EQUAL TO 5 FEET;
 B. WIRE;
 C. BRACKETS;
 D. END OF LINE CABLE;
 E. ANTENNA AND LINE INSTALLATION HARDWARE;
 F. CONDUIT CLAMPS;
 G. CONDUIT CONNECTORS;
 H. WEATHERPROOFING MATERIALS;
 I. GROUNDING WIRE;
 J. HOISTING BRIMS;
 K. BRIM-ON HANGERS WITH BRACKETS;
 L. BUTTERFLY HANGERS WITH
 M. CABLE BRACES AND HARDWARE;
 N. ANGLE ADAPTERS, U BOLTS, AND OTHER MISCELLANEOUS HARDWARE;
 O. DISCOVERER PLATES;
 P. NET CAGES;
 Q. PIPE MOUNTS PIPE TO PIPE MOUNTS;
 R. ICE BRACES IN LENGTHS LESS THAN OR EQUAL TO 5 FEET;
 S. LEAD TIGHT;
 T. COMMON CONSUMABLES, INCLUDING BUT NOT LIMITED TO TAPE, SOLVENTS, ADHESIVE, JOCS, NUTS, BOLTS, WASHERS, ETC. AND
 U. SUCH OTHER MINOR MATERIALS NOT SPECIFICALLY MENTIONED IN THIS SECTION BUT WHICH ARE REASONABLY NECESSARY TO COMPLETE THE SERVICES.

ITEMS SUPPLIED:
 A. BATTERY CABINETS;
 B. SMARTS CABINETS;
 C. RACKS;
 D. RACKS;
 E. RACKS;
 F. ANTENNAS AND BRACKETS;
 G. WICES;
 H. WICES;
 I. WICES;
 J. ANY ODM SPECIFIC EQUIPMENT (CARD, SHELF OR CABINET) THAT NEEDS TO BE INSTALLED IN OR NEXT TO UNITS.

SECTION 01 100 - SCOPE OF WORK
 SHALL COMPLY WITH APPLICABLE NATIONAL CODES AND STANDARDS, LATEST EDITION, AND PORTIONS THEREOF.

PRELIMINARY:
 CHECKS FOR SITE OCCUR BETWEEN THE STANDARD CONSTRUCTION SPECIFICATIONS FOR WIRELESS SITES INCLUDING THE STANDARD CONSTRUCTION DETAILS FOR WIRELESS SITES AND THE CONSTRUCTION DRAWINGS. INFORMATION ON THE CONSTRUCTION DRAWINGS SHALL TAKE PRECEDENCE.

SITE FAMILIARITY:
 CONTRACTOR SHALL BE RESPONSIBLE FOR FAMILIARIZING HIMSELF WITH ALL CONTRACT DOCUMENTS, FIELD CONDITIONS AND DIMENSIONS PRIOR TO PROCEEDING WITH CONSTRUCTION.

DELIVERY RESPONSIBILITY:
 THE CONTRACTOR SHALL SUPERVISE AND DIRECT THE WORK AND SHALL BE RESPONSIBLE FOR CONSTRUCTION MEANS, METHODS, TECHNIQUES, SEQUENCES, AND PROCEDURES IN ACCORDANCE WITH THE CONTRACT DOCUMENTS.

DRAWINGS, SPECIFICATIONS AND DETAILS REQUIRED AT JOBSITE:
 THE CONTRACTOR SHALL MAINTAIN A FIELD SET OF THE CONSTRUCTION DRAWINGS AT THE JOBSITE FROM MOBILIZATION THROUGH CONSTRUCTION COMPLETION.
 A. DETAILS ARE INTENDED TO SHOW DESIGN INTENT. PROVIDE ALL MATERIALS AND LABOR AS REQUIRED TO PROVIDE A COMPLETE AND FUNCTIONING SYSTEM. MODIFICATIONS MAY BE REQUIRED TO SUIT JOB DIMENSIONS OR CONDITIONS, AND SUCH MODIFICATIONS SHALL BE INCLUDED AS PART OF THE WORK.
 B. CONTRACTOR SHALL NOTIFY SPRINT CONSTRUCTION MANAGER OF ANY VARIATIONS PRIOR TO PROCEEDING WITH THE WORK. DIMENSIONS SHOWN ARE TO FINISH SURFACES UNLESS NOTED OTHERWISE. MODIFICATIONS MAY BE REQUIRED TO SUIT JOB DIMENSIONS OR CONDITIONS, AND SUCH MODIFICATIONS SHALL BE INCLUDED AS PART OF THE WORK.
 C. MARK THE FIELD SET OF DRAWINGS IN RED, DOCUMENTING ANY CHANGES FROM THE CONSTRUCTION DOCUMENTS.

METHOD OF PROTECTION (MOP) FOR CONSTRUCTION:
 CONTRACTOR SHALL PERFORM WORK AS DESCRIBED IN THE FOLLOWING INSTALLATION AND COMMISSIONING MOPS:
 A. TOP HAT
 B. HOW TO INSTALL A NEW CABINET
 C. BARE BAND UNIT IN EXISTING UNIT
 D. INSTALLATION OF BATTERIES
 E. INSTALLATION OF HYBRID CABLE
 F. INSTALLATION OF RRUS'S
 G. CABLES
 H. 2-DIM KEY 4 - ANTENNA LINE ACCEPTANCE STANDARDS
 I. SPRINT CELL SITE ENGINEERING NOTICE - EN 3012-001, REV 1
 J. COMMISSIONING MOPS

SECTION 01 200 - COMPANY FURNISHED MATERIAL AND EQUIPMENT
 COMPANY FURNISHED MATERIAL AND EQUIPMENT IS IDENTIFIED ON THE AT DATA SHEET IN THE CONSTRUCTION DRAWINGS.
 CONTRACTOR IS RESPONSIBLE FOR SPRINT PROVIDED MATERIAL AND EQUIPMENT TO ENSURE IT IS PROTECTED AND HANDLED PROPERLY THROUGHOUT THE CONSTRUCTION DURATION.
 CONTRACTOR RESPONSIBLE FOR RECEIPT OF SPRINT FURNISHED EQUIPMENT AT CELL SITE OR CONSTRUCTION LOCATION. CONTRACTOR TO COMPLETE SHIPPING AND RECEIPT DOCUMENTATION IN ACCORDANCE WITH COMPANY PRACTICE.

SECTION 01 300 - CELL SITE CONSTRUCTION
 NO WORK SHALL COMMENCE PRIOR TO COMPANY'S WRITTEN NOTICE TO PROCEED AND THE RESUBANCE OF WORK ORDER.


SITE CLEANUP:
 CONTRACTOR SHALL KEEP THE SITE FREE FROM ACCUMULATING WASTE MATERIAL, DEBRIS, AND TRASH AT THE COMPLETION OF THE WORK. CONTRACTOR SHALL REMOVE FROM THE SITE ALL REMAINING RUBBER, SUPPLEMENTS, TEMPORARY FACILITIES, AND SURPLUS MATERIALS.

SECTION 01 400 - SUBMITTALS & TESTS
ALTERNATES:
 AT THE COMPANY'S REQUEST, ANY ALTERNATIVES TO THE MATERIALS OR METHODS SPECIFIED SHALL BE SUBMITTED TO SPRINT'S CONSTRUCTION MANAGER FOR APPROVAL. SPRINT WILL REVIEW AND APPROVE ONLY THOSE REQUESTS MADE IN WRITING. NO VERBAL APPROVALS WILL BE CONSIDERED.

TESTS AND INSPECTIONS:
 A. THE CONTRACTOR SHALL BE RESPONSIBLE FOR ALL CONSTRUCTION TESTS, INSPECTIONS AND PROJECT DOCUMENTATION.
 B. CONTRACTOR SHALL ACCOMPLISH TESTING INCLUDING, BUT NOT LIMITED TO THE FOLLOWING:
 1. COAX SWEEPS AND FIBER TESTS PER IS 0300 REV 4 ANTENNA LINE ACCEPTANCE STANDARDS
 2. AZIM, AZIMUTH, AND DOWNTILT PROVIDE AN AUTOMATED REPORT UPLOADED TO SPTERRA USING A COMMERCIAL MADE FOR THE PURPOSE ELECTRONIC ANTENNA ALIGNMENT TOOL (EAT) INSTALLED AZIMUTH CENTERLINE AND DOWNTILT MUST CONFORM WITH W/ CONFIGURATION DATA
 3. CONTRACTOR SHALL BE RESPONSIBLE FOR ANY AND ALL CORRECTIONS TO ANY WORK IDENTIFIED AS UNACCEPTABLE IN SITE INSPECTION ACTIVITIES AND/OR AS A RESULT OF TESTING.
 4. ALL TESTING REQUIRED BY APPLICABLE INSTALLATION MOPS
 C. REQUIRED CLOSETOUT DOCUMENTATION INCLUDES, BUT IS NOT LIMITED TO THE FOLLOWING:
 1. AZIMUTH, DOWNTILT, AZI FROM SURGECAST INSTRUMENTS - ANTENNA ALIGNMENT TOOL (EAT)
 2. SWEEP AND FIBER TESTS
 3. SCANNABLE BARCODE PHOTOGRAPHS OF TOWER TOP AND ACCESSIBLE SERIAL/ID EQUIPMENT
 4. ALL AVAILABLE JURISDICTIONAL INFORMATION
 5. PDF SCAN OF REDLINE PRODUCED IN FIELD
 6. A PDF SCAN OF REDLINE MARK-UPS SUITABLE FOR USE IN ELECTRONIC AS-BUILT DRAWING PRODUCTION
 7. IEN DRAWERS
 8. FINAL PAYMENT APPLICATION
 9. REQUIRED FINAL CONSTRUCTION PHOTOS
 10. CONSTRUCTION AND COMMISSIONING CHECKLIST COMPLETED WITH NO DEFICIENT ITEMS
 11. ALL POST-NIT TASKS INCLUDING DOCUMENT UPLOADES COMPLETED IN SPTERRA (SPRINTS DOCUMENT INVENTORY OF RECORD)
 12. CLOSETOUT PHOTOGRAPHS:
 - PROVIDE PHOTOGRAPHS OF FINAL PROJECT PER THE FOLLOWING LIST. ADDITIONAL PHOTOGRAPHS MAY BE REQUIRED TO SUPPORT ACCEPTANCE PROGRESSSES:
 (1) MAIN HYBRID CABLE ROUTE (MINIMUM TWO PHOTOS)
 (2) PHOTOS OF EACH ANTENNA AND RRU
 (3) MANUFACTURER'S NAME TAG FOR ALL SERIALIZED EQUIPMENT
 (4) RRU AND DISTRIBUTION BOXES INTERMEDIATE BETWEEN RRUS AND MMS (DOOR OPEN)
 (5) MMS CABINET WITH DOOR OPEN SHOWING MODIFICATIONS
 (6) POWER CABINET, DOORS OPEN, BATTERIES INSTALLED
 (7) BREAK OUT CYLINDERS
 (8) ASB SIGNAGE FOR SPRINT OWNED TOWERS
 (9) RADIATION EXPOSURE WARNING SIGNS
 (10) PHOTOGRAPH FROM EACH SECTOR FROM APPROXIMATELY 90 DEGREE CENTER OF ANY NEW ANTENNA AT HORIZON
 13. LOAD PHOTOS TO SITE/NA PRODUCT LIBRARY IN IS. CREATE NEW CATEGORY 3.8 DEPLOYMENT, AND SECTION, PERMANENT CONSTRUCTION LABEL PHOTOS WITH SITE CASCADE AND NEW BEING DELETED. CAPTIONED USED TO TAKE PHOTOGRAPHS SHALL OPS DISABLED SUCH THAT THE OPS COORDINATOR IS INCLUDED IN THE PHOTO MEDIA-FILE INFORMATION.


SECTION 01 500 - ROOF CUTTING, PATCHING AND REPAIR
 PERFORM ALL COMMISSIONING AS REQUIRED BY APPLICABLE MOPS.
REPAIRS:
 PERFORM ALL INSPECTION ACTIVITIES AS REQUIRED BY APPLICABLE MOPS.
REPAIRS:
 THE SECTION SPECIFICS CUTTING AND PATCHING EXISTING ROOFING SYSTEMS WHERE CONDUIT OR CABLES EXIST. INCLUDING ONTO THE ROOF OR BUILDING-MOUNTED ANTENNAS, AND AS REQUIRED FOR WATERPROOF PERFORMANCE. ROOFTOP ENTRY OPENINGS IN MEMBRANE ROOFTOPS SHALL BE CONSTRUCTED TO COMPLY WITH LANDLORD, ANY EXISTING WARRANTY, AND LOCAL JURISDICTIONAL STANDARDS.

PLANS PREPARED BY




6000 Sprint Parkway
 Overland Park, Kansas 66201

PLANS PREPARED BY




EDG
 EDG CONSULTING SERVICES, LLC
 1401 W. 15th Street
 Overland Park, KS 66204
 913.241.1111

EQUIPMENT MANUFACTURER




Alcatel-Lucent

CONTRACT



Cortel, LLC
 1401 W. 15th Street
 Overland Park, KS 66204
 913.241.1111



NO 62543
 12/31/15
 CIVIL
 STATE OF KANSAS

PREPARED NOTICE

THESE DOCUMENTS ARE CONFIDENTIAL AND ARE THE SOLE PROPERTY OF SPRINT AND MAY NOT BE REPRODUCED, DISSEMINATED OR REDISTRIBUTED WITHOUT THE EXPRESS WRITTEN CONSENT OF SPRINT.

REVISION	DESCRIPTION	DATE	BY
001	ISSUE	06/03/14	JP
002	ISSUE	06/03/14	JP

SITE NAME

JFK PARK

SITE CATALOG

RV62XC802

SITE ADDRESS

18118 INDIAN STREET
 MORENO VALLEY, CA 92556

SHEET DESCRIPTION

SPRINT SPECIFICATIONS

SHEET NUMBER

SP-1

CONTINUE SHEET SP-2

JUN 03 2014

15 | Page

- A. THE CONTRACTOR SHALL POSITION THE ANTENNA ON TOWER HOIS MOUNTS SO THAT THE BOTTOM STRUT IS LEVEL. THE PIPE MOUNTS SHALL BE PLUMB TO WITHIN 1 DEGREE.
- B. ANTENNA MOUNTING REQUIREMENTS: PROVIDE ANTENNA MOUNTING HARDWARE AS INDICATED ON THE DRAWINGS.
- HYBRID CABLES INSTALLATION:**
- A. THE CONTRACTOR SHALL ROUTE, TEST AND INSTALL ALL CABLES AS INDICATED ON THE CONSTRUCTION DRAWINGS AND IN ACCORDANCE WITH THE MANUFACTURER'S RECOMMENDATIONS.
- B. THE INSTALLED RADIUS OF THE CABLES SHALL NOT BE LESS THAN THE MANUFACTURER'S SPECIFICATIONS FOR BENDING RADIUS.
- C. LIFELINE CABLE SHALL BE TAKEN TO AVOID DAMAGE TO THE CABLES DURING HANDLING AND INSTALLATION.
1. FASTENING MAIN HYBRID CABLES: ALL CABLES SHALL BE PERMANENTLY FASTENED TO THE COLE LADDER AT 4'-0" OC USING NON-MAGNETIC STAINLESS STEEL CLIPS.
 2. FASTENING INDIVIDUAL FIBER AND DC CABLES ABOVE BREAKOUT ENCLOSURE (MEDIUM), WITHIN THE WABS CABINET AND ANY INTERMEDIATE DISTRIBUTION BOXES.
 3. FIBER SUPPORT: FIBER BUNDLES USING 1/2" WELDED STRAPS OF THE REQUIRED LENGTH @ 18" OC STRAPS SHALL BE UV, OIL AND WATER RESISTANT AND SUITABLE FOR INDUSTRIAL INSTALLATIONS AS MANUFACTURED BY TETTEL OR APPROVED EQUAL.
 4. DC SUPPORT: DC BUNDLES WITH ZIP TIES OF THE ADEQUATE LENGTH ZIP TIES TO BE UV STABILIZED, BLACK NYLON WITH TENSILE STRENGTH AT 12,000 PSI AS MANUFACTURED BY HELCO PRODUCTS OR EQUAL.
 5. FASTENING JUMPERS: SECURE JUMPERS TO THE SIDE ARMED UP HEAD FRAMES USING STAINLESS STEEL STRAPS OR STAINLESS STEEL BUTTERFLY CLIPS.
 6. CABLE INSTALLATION:
 - a. INSPECT CABLE PRIOR TO USE FOR SHIPPING DAMAGE, NOTIFY THE CONSTRUCTION MANAGER.
 - b. CABLE MOUNTING: CABLE INSTALLATION SHALL BE PLANNED TO ENSURE THAT THE LINES WILL BE PROPERLY ROUTED IN THE CABLE ENVIRONMENT AS INDICATED ON THE DRAWINGS AVOID TWISTING AND CROSOVERS.
 - c. HOIST CABLE USING PROPER HOISTING GRIPS DO NOT EXCEED MANUFACTURE RECOMMENDED MAXIMUM BEND RADII.
 7. GROUNDING OF TRANSMISSION LINES: ALL TRANSMISSION LINES SHALL BE GROUND AS INDICATED ON DRAWINGS.
 8. HYBRID CABLE COLOR CODING: ALL COLOR CODING SHALL BE AS REQUIRED IN "E 0200 REV. 4".
 9. HYBRID CABLE LABELING: INDIVIDUAL HYBRID AND DC BUNDLES SHALL BE LABELED ALPHABETICALLY ACCORDING TO SPRINT CELL SITE ENGINEERING NOTICE - EN 2012-001 REV. 1.

- WEATHERPROOFING EXTERIOR CONNECTORS AND HYBRID CABLE GROUND KITS:**
- A. ALL FIBER & COAX CONNECTORS AND GROUND KIT'S SHALL BE WEATHERPROOFED.
- B. WEATHERPROOFING USING ONE OF THE FOLLOWING METHODS: ALL INSTALLATIONS MUST BE DONE IN ACCORDANCE WITH THE MANUFACTURER'S RECOMMENDATIONS AND INDUSTRY BEST PRACTICES.
1. COLD SHRINK: ENCOMPASS CONNECTOR IN COLD SHRINK TUBING AND PROVIDE A DOUBLE WRAP OF 2" ELECTRICAL TAPE EXTENDING 2" BEYOND TUBING. PROVIDE 3/4" COLD SHRINK OVER BIRMS OR EQUAL.
 2. SELF-ANALAMATING TAPE: CLEAN SURFACES, APPLY A DOUBLE WRAP OF SELF-ANALAMATING TAPE 2" BEYOND CONNECTOR. APPLY A SECOND WRAP OF SELF-ANALAMATING TAPE IN OPPOSITE DIRECTION. APPLY DOUBLE WRAP OF 2" WIDE ELECTRICAL TAPE EXTENDING 2" BEYOND THE SELF-ANALAMATING TAPE.
 3. 3/4" SLAM LOCK CLOSURE: 2" SUBSTITUTIONS WILL NOT BE ALLOWED.
 4. OPEN FLAME ON JOB SITE IS NOT ACCEPTABLE.

- SECTION 11.800 - INSTALLATION OF MULTIMODAL BASE STATIONS (HUBS) AND RELATED EQUIPMENT**
- SUMMARY:**
- A. THIS SECTION SPECIFIES WABS CABINETS, POWER CABINETS, AND INTERNAL EQUIPMENT INCLUDING BUT NOT LIMITED TO RECTIFIERS, POWER DISTRIBUTION UNITS, BASE BAND UNITS, SURGE ARRESTORS, BATTERIES, AND SIMILAR EQUIPMENT FURNISHED BY THE COMPANY FOR INSTALLATION BY THE CONTRACTOR (C/O).
- B. CONTRACTOR SHALL PROVIDE AND INSTALL ALL MISCELLANEOUS MATERIALS AND PROVIDE ALL LABOR REQUIRED FOR INSTALLATION EQUIPMENT IN EXISTING CABINET OR NEW CABINET AS SHOWN ON DRAWINGS AND AS REQUIRE BY THE APPLICABLE INSTALLATION NOTES.
- C. COMPLY WITH MANUFACTURERS INSTALLATION AND START UP REQUIREMENTS.
- DC CIRCUIT BREAKER LABELING**
- A. LABEL CIRCUIT BREAKERS ACCORDING TO SPRINT CELL SITE ENGINEERING NOTICE - EN 2012-001 REV. 1.

- SECTION 11.800 - INSTALLATION OF MULTIMODAL BASE STATIONS (HUBS) AND RELATED EQUIPMENT**
- SUMMARY:**
- A. THIS SECTION SPECIFIES WABS CABINETS, POWER CABINETS, AND INTERNAL EQUIPMENT INCLUDING BUT NOT LIMITED TO RECTIFIERS, POWER DISTRIBUTION UNITS, BASE BAND UNITS, SURGE ARRESTORS, BATTERIES, AND SIMILAR EQUIPMENT FURNISHED BY THE COMPANY FOR INSTALLATION BY THE CONTRACTOR (C/O).
- B. CONTRACTOR SHALL PROVIDE AND INSTALL ALL MISCELLANEOUS MATERIALS AND PROVIDE ALL LABOR REQUIRED FOR INSTALLATION EQUIPMENT IN EXISTING CABINET OR NEW CABINET AS SHOWN ON DRAWINGS AND AS REQUIRE BY THE APPLICABLE INSTALLATION NOTES.
- C. COMPLY WITH MANUFACTURERS INSTALLATION AND START UP REQUIREMENTS.
- SUPPORTING DEVICES:**
- A. MANUFACTURED STRUCTURAL SUPPORT MATERIALS SUBJECT TO COMPLIANCE WITH REQUIREMENTS, PROVIDE PRODUCTS BY THE FOLLOWING:
1. ALLOY TUBE AND CONDUIT
 2. B-LINE SYSTEM
 3. SAWSTRIUT DIVERSIFIED PRODUCTS
 4. THOMAS & BETTS
- B. FASTENERS TYPES, MATERIALS AND CONSTRUCTION FEATURES AS FOLLOWS:
1. EXPANSION ANCHORS: CARBON STEEL WEDGE OR NIBBLE TYPE
 2. HOLLOW-DRIVEN THREADED STUDS - HEAT-TREATED STEEL, UNGRADED SPECIALLY FOR THE INTENDED SERVICE
 3. FASTEN BY MEANS OF WOOD SCREWS ON WOOD
 4. TOGGLE BOLTS ON HOLLOW MASONRY UNITS
 5. CONCRETE INSERTS OR EXPANSION BOLTS ON CONCRETE OR SOLID MASONRY
 6. MACHINE SCREWS, WELDED THREADED STUDS, OR SPRING-TENSION CLAMPS ON STEEL.
 7. EXPLOSIVE DEVICES FOR ATTACHING HANGERS TO STRUCTURE SHALL NOT BE PERMITTED.
 8. DO NOT WELD CONDUIT PIPE STRAPS OR ITEMS OTHER THAN THREADED STUDS TO STEEL STRUCTURES.
 9. IN PARTITIONS OR LIGHT STEEL CONSTRUCTION, USE SHEET METAL SCREWS.
- SUPPORTING DEVICES:**
- A. INSTALL SUPPORTING DEVICES TO FASTEN ELECTRICAL COMPONENTS SECURELY AND PERMANENTLY IN ACCORDANCE WITH NEC.
- B. COORDINATE WITH THE BUILDING STRUCTURAL SYSTEM AND WITH OTHER TRADES.
- C. UNLESS OTHERWISE INDICATED ON THE DRAWINGS, FASTEN ELECTRICAL TENTS AND THEIR SUPPORTING HARDWARE SECURELY TO THE STRUCTURE IN ACCORDANCE WITH THE FOLLOWING:
- D. ENSURE THAT THE LOAD APPLIED BY ANY FASTENER DOES NOT EXCEED 25 PERCENT OF THE PROOF TEST LOAD.
- E. USE VIBRATION AND SHOCK-RESISTANT FASTENERS FOR ATTACHMENTS TO CONCRETE SLABS.

- ELECTRICAL IDENTIFICATION:**
- A. UPDATE AND PROVIDE TYPED CIRCUIT BREAKER SCHEDULES IN THE MOUNTING BRACKETS, BRIFD DOORS OF AC PANEL BOARDS WITH ANY CHANGES MADE TO THE AC SYSTEM.
- B. BRANCH CIRCUITS FEEDING AVAILON OBSTRUCTION LIGHTING EQUIPMENT SHALL BE CLEARLY IDENTIFIED AS SUCH AT THE BRANCH CIRCUIT PANEL BOARD.

- SECTION 28.200 - ELECTRICAL MATERIALS AND EQUIPMENT**
- CONDUIT:**
- A. RIGID GALVANIZED STEEL (RGS) CONDUIT SHALL BE USED FOR EXTERIOR LOCATIONS ABOVE GROUND AND IN UNFINISHED INTERIOR LOCATIONS AND FOR ENCASED RUNS IN CONCRETE. RIGID CONDUIT AND FITTINGS SHALL BE STEEL, COATED WITH ZINC EXTERIOR AND INTERIOR BY THE HOT DIP GALVANIZING PROCESS. CONDUIT SHALL BE PRODUCED TO ANSI SPECIFICATIONS (CSG), FEDERAL SPECIFICATION WWC-581 AND SHALL BE LISTED WITH THE UNDERWRITERS LABORATORIES. FITTINGS SHALL BE THREADED - SET SCREW OR COMPRESSION FITTINGS WILL NOT BE ACCEPTABLE. RGS CONDUITS SHALL BE MANUFACTURED BY ALLED, REPUBLIC OR WHEATLAND.
- B. UNDERGROUND CONDUIT IN CONCRETE SHALL BE POLYVINYLCHLORIDE (PVC) SUITABLE FOR DIRECT BURIAL AS APPLICABLE. JOINTS SHALL BE WELDED AND FLUSH JOINTS WELDED IN ACCORDANCE WITH MANUFACTURER'S INSTRUCTIONS. CONDUIT SHALL BE CARBON ELECTRICAL PRODUCTS OR APPROVED EQUAL.
- C. TRANSITIONS BETWEEN PVC AND RIGID (RGS) SHALL BE MADE WITH PVC COATED METALLIC LONG SWEEP RADIUS FIBERS.

- D. FMT OR HOT DIP GALVANIZED STEEL CONDUIT MAY BE USED IN FINISHED SPACES CONCEALED IN WALLS AND CEILING. EMT SHALL BE WELDED, ELECTRICALLY WELDED, ELECTRO GALVANIZED OR HOT DIPPED GALVANIZED AND PRODUCED TO ANSI SPECIFICATION CS22, FEDERAL SPECIFICATION WWC-581 AND SHALL BE LISTED EMT SHALL BE MANUFACTURED BY ALLED, REPUBLIC OR WHEATLAND. OR APPROVED EQUAL. FITTINGS SHALL BE METALLIC COMPRESSION SET SCREW CONNECTIONS SHALL NOT BE ACCEPTABLE.
- E. FLUID TIGHT FLEXIBLE METALLIC CONDUIT SHALL BE USED FOR FINAL CONNECTION TO EQUIPMENT. FITTING SHALL BE METALLIC BRAND TYPE COMPRESSION FITTINGS. METALLIC BRAND TYPE COMPRESSION FITTINGS SHALL NOT EXCEED 1/2" MINIMUM LENGTH OF FLEXIBLE CONDUIT SHALL NOT EXCEED 3'-0". FITTINGS SHALL BE PROTECTED AND SUPPORTED AS REQUIRE BY NEC. MANUFACTURER OF FLEXIBLE CONDUITS SHALL BE CAROL ANACONDA METAL HOSE OR UNIVERSAL METAL HOSE, OR APPROVED EQUAL.
- F. MINIMUM SIZE CONDUIT SHALL BE 3/4" (21MM).
- HUBS AND BOXES:**
- A. AT ENTRANCES TO CABINETS OR OTHER EQUIPMENT NOT HAVING INTERNAL THREADED HUBS PROVIDE METALLIC THREADED HUBS OF THE SIZE AND CONFINEMENT REQUIRED. HUBS SHALL INCLUDE LOCKWIT AND NEOPRENE O-RING SEAL. PROVIDE IMPACT RESISTANT 100 DURET PLASTIC BUSHINGS TO PROTECT CABLE INSULATION.
- B. CABLE TERMINATION FITTINGS FOR CONDUIT:
1. CABLE TERMINATORS FOR RGS CONDUITS SHALL BE TYPE OMC BY O-Z/GEENEY OR EQUAL.
 2. CABLE TERMINATORS FOR LMC SHALL BE LTCD C20/29, OR MADE FOR THE PURPOSE PRODUCTS BY ROSTEC.
- C. EXTERIOR PULL BOXES AND PULL BOXES IN INTERIOR INDUSTRIAL AREAS SHALL BE PLATED CAST ALLOY HEAVY DUTY WEATHERPROOF, DUST PROOF, WITH GASKET PLATED IRON ALLOY COVER AND STAINLESS STEEL COVER SCREWS. COUPLER-HUBS AND SCREWS OR EQUAL.
- D. CONDUIT OUTLET BODIES SHALL BE PLATED CAST ALLOY WITH SIMILAR GASKETTED COVERS. OUTLET BODIES SHALL BE OF THE CONFIGURATION AND SIZE SUITABLE FOR THE APPLICATION. PROVIDE COUPLER-HUBS FORM B OR EQUAL.
- E. MANUFACTURE FOR BOXES AND COVERS SHALL BE HOFFMAN, SQUARE "D", COUPLER-HUBS, COOPER, ADALET, APPLETON, O-Z/GEENEY, RACO, OR APPROVED EQUAL.

- SUPPLEMENTAL GROUNDING SYSTEM**
- A. FURNISH AND INSTALL A SUPPLEMENTAL GROUNDING SYSTEM AS INDICATED ON THE DRAWINGS. SUPPORT SYSTEM WITH NON-MAGNETIC STAINLESS STEEL CLIPS WITH RUBBER GROMMETS. GROUNDING CONNECTORS SHALL BE TINED COPPER WIRE, SIZES AS INDICATED ON THE DRAWINGS. PROVIDE STRANDED OR SOLID BARE OR INSULATED CONDUCTORS AS INDICATED.
- B. SUPPLEMENTAL GROUNDING SYSTEM ALL CONNECTIONS TO BE MADE WITH CAD WELDS, EXCEPT AT EQUIPMENT USE LUGS OR OTHER AVAILABLE GROUNDING MEANS AS REQUIRED BY MANUFACTURER, AT GROUND BARS USE TWO HOLE SPACES WITH NO OR.
- C. STOLEN GROUND-BARS IN THE EVENT OF STOLEN GROUNDING BARS, CONTACT SPRINT EM FOR REPLACEMENT INSTRUCTION USING THREADED ROD KITS.
- EXISTING STRUCTURE:**
- A. EXISTING EXPOSED WIRING AND ALL EXPOSED OUTLETS, RECEPTACLES, SWITCHES, DEVICES, BOXES, AND OTHER EQUIPMENT THAT ARE NOT TO BE UTILIZED IN THE COMPLETED PROJECT SHALL BE REMOVED OR DE-ENERGIZED AND CAPPED IN THE WALL, CEILING, OR FLOOR SO THAT THEY ARE CONCEALED AND SAFE. WALL, CEILING, OR FLOOR SHALL BE PATCHED TO MATCH THE ADJACENT CONSTRUCTION.

- CONDUIT AND CONDUCTOR INSTALLATION:**
- A. CONDUITS SHALL BE FASTENED SECURELY IN PLACE WITH APPROVED NON-PYROMERITIC STRAPS AND HANGERS. EXPLOSIVE DEVICES FOR ATTACHING HANGERS TO STRUCTURE WILL NOT BE PERMITTED. CLOSELY FOLLOW THE LINES OF THE STRUCTURE, MAINTAIN CLOSE PROXIMITY TO THE STRUCTURE AND KEEP CONDUITS IN TIGHT ENVELOPES. CHANGES IN DIRECTION TO AVOID AROUND OBSTACLES SHALL BE MADE WITH CONDUIT OUTLET BODIES. CONDUIT SHALL BE INSTALLED IN A NEAT AND WORKMANLIKE MANNER. PARALLEL AND PERPENDICULAR STRUCTURE WALLS AND CEILING LINES ALL CONDUIT SHALL BE FINISHED TO CLEAR OBSTRUCTIONS. ENDS OF CONDUITS SHALL BE TEMPORARILY CAPPED TO PREVENT CONCRETE, PLASTER OR GYPSUM FROM ENTERING. CONDUITS SHALL BE PROPERLY CLAMPED TO BOXES BY GALVANIZED MALLEABLE IRON BUSHING ON INSIDE AND GALVANIZED MALLEABLE IRON LOCKWIT ON OUTSIDE AND INSIDE.
- B. CONDUCTORS SHALL BE PULLED IN ACCORDANCE WITH ACCEPTED GOOD PRACTICE.

PLANS PREPARED BY:

Sprint
8880 Sprint Parkway
Overland Park, Kansas 66261

DESIGNED BY:

EDG
CENTRAL DESIGN GROUP, LLC
10000 Mission Road, Suite 2000, Overland Park, KS 66212

EQUIPMENT MADE BY:

Alcatel-Lucent

CONSULTANT:

Cortel, LLC
1801 Arroyo Parkway
San Diego, CA 92108

PROFESSIONAL LICENSE:

REGISTERED PROFESSIONAL ENGINEER
MICHAEL CORTELL
NO. 82543
Exp. 12/31/15
CIVIL

DATE: JUN 03 2014

THESE DOCUMENTS AND ANY ATTACHMENTS ARE THE SOLE PROPERTY OF SPRINT. THEY ARE NOT TO BE REPRODUCED, COPIED, OR REDISTRIBUTED WITHOUT THE EXPRESS WRITTEN CONSENT OF SPRINT.

REVISION	DESCRIPTION	DATE	BY

SITE NAME:

JFK PARK

SITE PACKAGE:

RV82XC602

SITE ADDRESS:

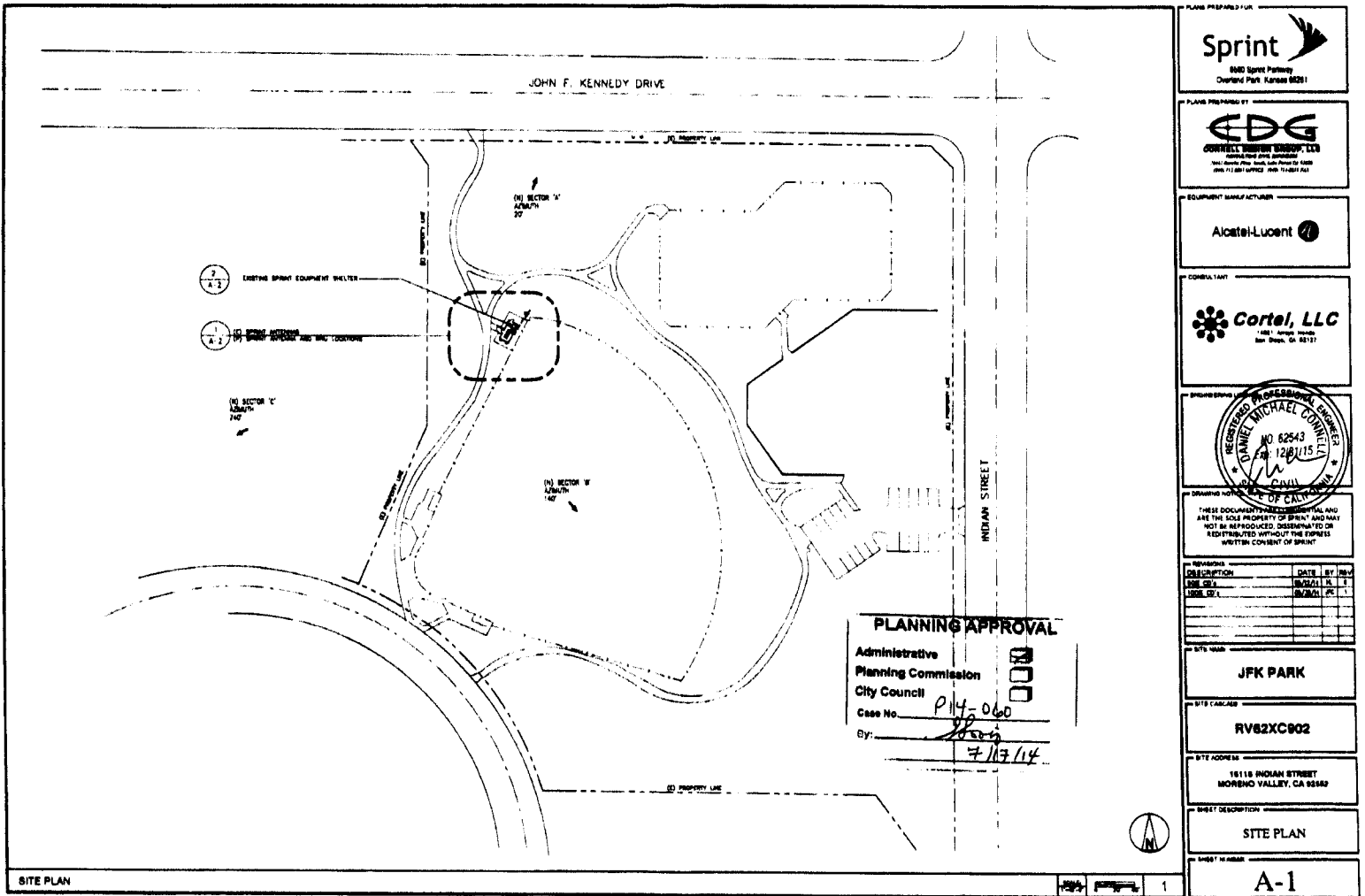
18118 INDIAN STREET
MORENO VALLEY, CA 92554

SHEET DESCRIPTION:

SPRINT SPECIFICATIONS

SHEET NUMBER:

SP-2



JUL 03 2014

17 | Page

EXISTING ANTENNA LAYOUT @ RAD CENTER 79.20'

NEW ANTENNA LAYOUT @ RAD CENTER 79.20'

ANTENNA MOUNTING DETAIL

EQUIPMENT LAYOUT

PLANNING APPROVAL

Administrative
Planning Commission
City Council

Case No. 114-060

Sy. 3/17/14

SPRINT

©2010 Sprint Patent
Overseas Pat. # 6,826,921

EDG
COMMERCIAL PROPERTY SERVICES, LLC
1001 BROADWAY, SUITE 2000
SAN DIEGO, CALIFORNIA 92101

Alcatel-Lucent

Cortel, LLC
1421 Avenue of the Stars
San Diego, CA 92117

DANIEL MICHAEL GUNDEL
REGISTERED PROFESSIONAL ENGINEER
NO. 62543
DATE 12/31/13

REVISION	DESCRIPTION	DATE	BY
001	ISSUE		
002			
003			

JFK PARK

RV62XC602

18118 INDIAN STREET
MORENO VALLEY, CA 92552

EQUIPMENT ANTENNA LAYOUTS & DETAIL

A-2

JUL 03 2014

PLANNING APPROVAL

Administrative

Planning Commission

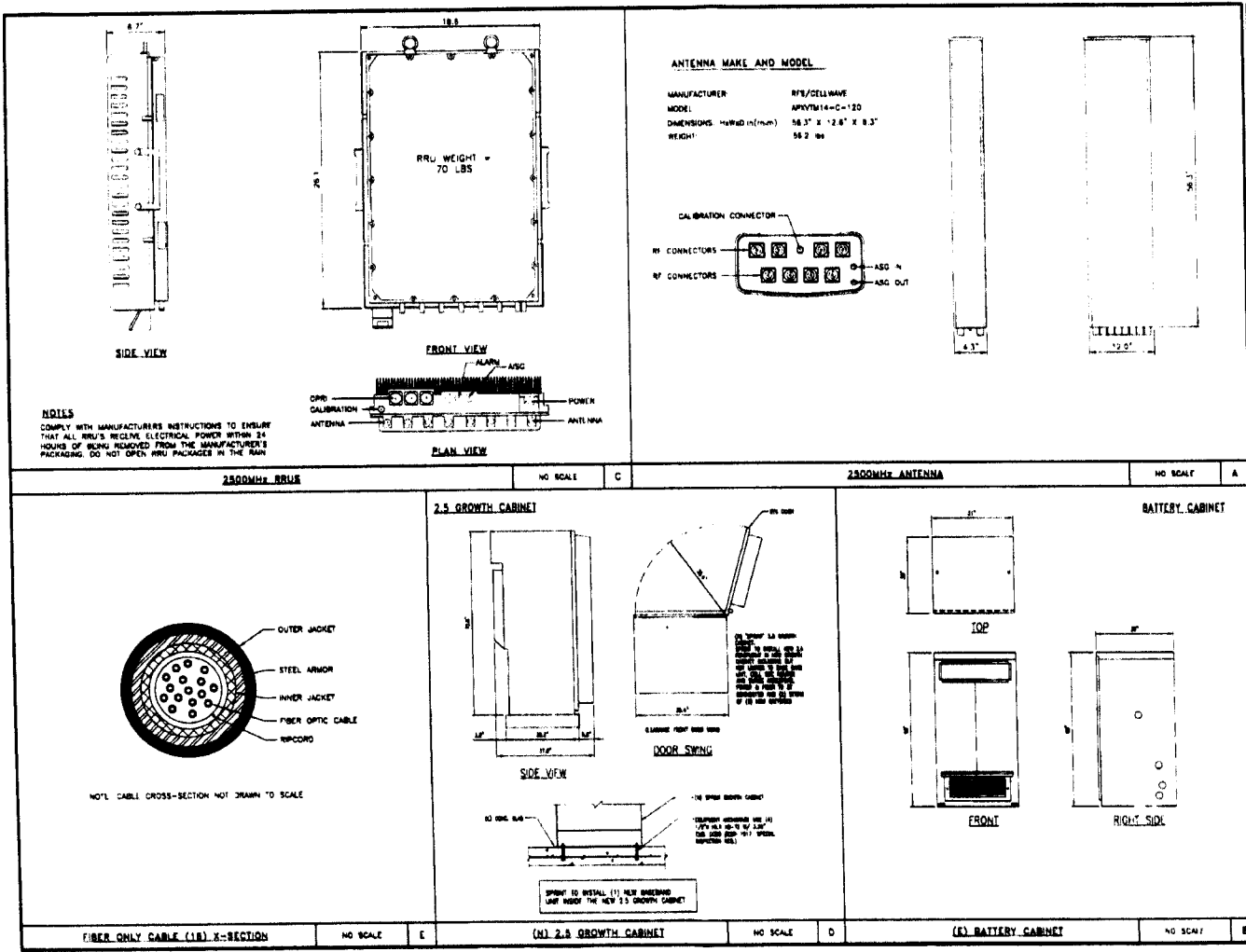
City Council

Case No. P14-060

7/17/14

DESCRIPTION	DATE	BY	REV
1. EQUIPMENT MANUFACTURER			
2. COMPANY			
3. DRAWING TITLE			
4. DRAWING NUMBER			
5. SHEET NUMBER			
6. SHEET TOTAL			

JUL 03 2014



PLAN PREPARED FOR

600 Sprint Parkway
Overland Park, Kansas 66261

PLAN PREPARED BY

EDG
COMMERCIAL ENERGY SERVICES, LLC
1401 Santa Ana Blvd., San Diego, CA 92116
408-712-0070 FAX: 408-712-0177

EQUIPMENT MANUFACTURER

Alcatel-Lucent

CONSULTANT

Cortel, LLC
1801 River Street
San Diego, CA 92117

ENGINEERING LICENSE

DATE: 03/20/14

DRAWING NOTICE

THESE DRAWINGS ARE CONFIDENTIAL AND ARE THE SOLE PROPERTY OF SPRINT AND MAY NOT BE REPRODUCED, DISSEMINATED OR REDISTRIBUTED WITHOUT THE EXPRESS WRITTEN CONSENT OF SPRINT

REVISION	DESCRIPTION	DATE	BY	REV
001	ISSUE FOR	03/20/14	AL	1
002	ISSUE FOR	03/20/14	AL	1

SITE NAME

JFK PARK

SITE CARRIER

RV62XC902

SITE ADDRESS

18118 INDIAN STREET
MORENO VALLEY, CA 92560

SHEET OR DESCRIPTION

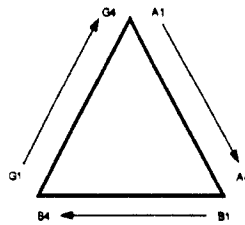
EQUIPMENT DETAILS

SHEET NUMBER

A-4

CABLE MARKING COLOR CONVENTION TABLE								
	A1-1	A1-2	A2-1	A2-2	A3-1	A3-2	A4-1	A4-2
ALPHA, A, X, #1	+45	-45	+45	-45	+45	-45	+45	-45
Sector								
Antenna	WHITE	WHITE	ORANGE	ORANGE				
Port (+/-)								
BAND (850/1900)	ORANGE/	ORANGE/	ORANGE/	ORANGE/	ORANGE/	ORANGE/	ORANGE/	ORANGE/
	B1-1	B1-2	B2-1	B2-2	B3-1	B3-2	B4-1	B4-2
BETA, B, Y, #2	+45	-45	+45	-45	+45	-45	+45	-45
Sector								
Antenna	WHITE	WHITE	ORANGE	ORANGE				
Port								
BAND (850/1900)	ORANGE/	ORANGE/	ORANGE/	ORANGE/	ORANGE/	ORANGE/	ORANGE/	ORANGE/
	C1-1	C1-2	C2-1	C2-2	C3-1	C3-2	C4-1	C4-2
GAMMA, C, Z, #3	+45	-45	+45	-45	+45	-45	+45	-45
Sector	GREEN	GREEN	GREEN	GREEN	GREEN	GREEN	GREEN	GREEN
Antenna	WHITE	WHITE	ORANGE	ORANGE				
Port								
BAND (850/1900)	ORANGE/	ORANGE/	ORANGE/	ORANGE/	ORANGE/	ORANGE/	ORANGE/	ORANGE/
	D1-1	D1-2	D2-1	D2-2	D3-1	D3-2	D4-1	D4-2
DELTA, D, #4	+45	-45	+45	-45	+45	-45	+45	-45
Sector	YELLOW	YELLOW	YELLOW	YELLOW	YELLOW	YELLOW	YELLOW	YELLOW
Antenna	WHITE	WHITE	ORANGE	ORANGE				
Port								
BAND (850/1900)	ORANGE/	ORANGE/	ORANGE/	ORANGE/	ORANGE/	ORANGE/	ORANGE/	ORANGE/

Figure 1: Antenna Orientation



Version 2.0 March 1st, 2008

Please verify with latest approved RFDS for build data and color code

- NOTE*: All color code tape shall be 3M-35 and shall be installed using a minimum of (3) wraps of tape.
- NOTE*: All color bands installed at the tower top shall be a minimum of 3" wide and shall have a minimum of 1/4" of spacing between each color.
- NOTE*: All color bands installed at or near the ground may be only 1/4" wide. Each top-jumper shall be color coded with (1) set of 3" wide bands.
- NOTE*: Each main coax shall be color coded with (1) set of 3" bands near the top jumper connection and with 1/4" color bands just prior to entering the BTS or transmitter building.
- NOTE*: All bottom jumpers shall be color coded with (1) set of 1/4" bands on each end of the bottom jumper.
- NOTE*: All bottom jumpers shall be color coded with (1) set of 1/4" bands on each end of the bottom jumper.
- NOTE*: Each color band shall have a minimum of (3) wraps and shall be neatly trimmed and smoothed out so as to avoid unraveling.
- NOTE*: X Pole Antennas should use "xx-1" for the "+45" port, "xx-2" for the "-45" port.
- NOTE*: Colorband #4 refers to the Frequency Band: ORANGE=850, VIOLET=1900. Used on jumpers only.
- NOTE*: RF feedline shall be identified with a metal tag (stainless or brass) and stamped with the sector, antenna position, and cable number.
- NOTE*: Antennas must be identified, using the sector letter and antenna number, with a black marker prior to installation.

CABLE MARKING TAGS

TO PROVIDE ADDITIONAL IDENTIFICATION RF CABLES SHALL BE IDENTIFIED WITH A METAL TAG MADE OF STAINLESS STEEL OR BRASS AND STAMPED WITH THE SECTOR, ANTENNA POSITION, AND CABLE NUMBER. THE ID MARKING LOCATIONS SHOULD BE AS PER "CABLE MARKING LOCATIONS TABLE". THE TAG SHOULD BE ATTACHED WITH CORROSIVE PROOF WIRE OR WAX STRING AROUND THE CABLE. THE TAG SHOULD BE LABELED AS SHOWN BELOW IN FIGURE 2

Figure 2: Tag Detail Example



CABLE MARKING LOCATIONS TABLE		
TAPE	TAG	LOCATIONS
X		EACH TOP JUMPER SHALL BE COLOR CODED WITH (1) SET OF 3" WIDE BANDS.
X		EACH MAIN COAX SHALL BE COLOR CODED WITH (1) SET OF 3" WIDE BANDS NEAR THE TOP JUMPER CONNECTION AND WITH (1) SET OF 3/4" WIDE COLOR BANDS JUST PRIOR TO ENTERING THE BTS OR TRANSMITTER BUILDING.
	X	MARKING TAGS SHALL BE ATTACHED AT CABLE ENTRY PORT ON THE INTERIOR OF THE SHELTER
X		ALL BOTTOM JUMPERS SHALL BE COLOR CODED WITH (1) SET OF 3/4" WIDE BANDS ON EACH END OF BOTTOM JUMPER.

PLEASE VERIFY WITH LATEST APPROVED RFDS FOR BUILD DATA AND COLOR CODE

PLANS PREPARED FOR

6500 Sprint Parkway
Overland Park, Kansas 66211

PLANS PREPARED BY

EDG
COMMERCIAL ENGINEERING, LLC
15000 N. 10th Street, Suite 100
Overland Park, KS 66213

EQUIPMENT MANUFACTURER

Alcatel-Lucent

CONSULTANT

Cortel, LLC
10000 N. 10th Street, Suite 100
Overland Park, KS 66213

REGISTERED PROFESSIONAL ENGINEER

DANIEL M. CORTEL
No. 62543
Exp. 12/31/25

THESE DOCUMENTS ARE THE PROPERTY OF THE ENGINEER AND ARE NOT TO BE REPRODUCED, DISSEMINATED OR DISTRIBUTED WITHOUT THE EXPRESS WRITTEN CONSENT OF SPRINT

PROVISIONS

DESCRIPTION	DATE	BY
NO. OF 1	10/24/11	6
NO. OF 2	10/24/11	2

SITE NAME

JFK PARK

SITE CHARGE

RR62XC602

SITE ADDRESS

15118 MEDIAN STREET
MORENO VALLEY, CA 92556

SHEET DESCRIPTION

RRU CABLE MARKING LOCATIONS DIAGRAM

SHEET NUMBER

A-5

Exhibit "B"

**CITY OF MORENO VALLEY
TELECOMMUNICATIONS LICENSE AGREEMENT**

This Telecommunications License Agreement ("License") is effective as of the date signed by Licensor and is by and between THE CITY OF MORENO VALLEY hereinafter called "Licensor," and SPRINT PCS ASSETS, LLC, A DELAWARE LIMITED LIABILITY COMPANY, hereinafter called "Licensee."

The parties agree as follows:

1. Premises.

Licensor owns the real property legally described in Exhibit "A" hereinafter called "Property." Subject to the following terms and conditions, Licensor licenses to Licensee that portion of Licensor's Property depicted in Exhibit "B," including all necessary and reasonable access and utility rights for installation, operation, and maintenance of Licensee's equipment, structures, and utilities (the "Premises"). Exhibit "C," Conditional Use Permit and Conditions of Approval, is attached hereto and incorporated by reference into this License Agreement.

2. Use.

- A. The Premises may be used by Licensee for any lawful activity in connection with the provision of mobile/wireless communications services, including without limitation, the transmission and the reception of radio communication signals on various frequencies and the construction, maintenance and operation of related communications facilities, subject to the terms and conditions of this License.
- B. Licensee shall use the Premises in compliance with all applicable laws, statutes, ordinances, rules, regulations and orders in effect.
- C. Licensor agrees, at no expense to Licensor, to cooperate with Licensee, in making application for and obtaining all licenses, permits and any and all other necessary approvals that may be required for Licensee's intended use of the Premises.
- D. The terms and conditions in this License are offered solely to Licensee as an inducement to execute the License for the Premises. Licensor would not necessarily license the Premises to another licensee on such favorable terms and conditions, it being understood that Licensor is specifically relying on the identity of Licensee in agreeing to the terms and conditions in this License. Licensee acknowledges that the License terms and conditions are for Licensee's benefit only so long as Licensee operates the business allowed by this License. But for the previously stated reasons, Licensor would not enter into this License. Therefore, Licensee shall not voluntarily, involuntarily, or by operation of laws, sublicense all or any part

\\c:\proj\capp\proj\proj\telecommunications - cell bo\cell\Telecommunications License Agreement -Boiler (7/7/04)

Attachment "C"

1

of the Premises or allow it to be assigned or sublicensed to any person or entity other than Licensee except as otherwise permitted under Section 13.

E. Licensee shall not voluntarily, involuntarily, or by operation of laws, sublicense all or any part of the Premises or allow it to be sublicensed, to any person or entity other than Licensee (except as otherwise permitted under Section 13) without the prior written approval of Licensor, which approval will not be unreasonably withheld, delayed or conditioned. In the event Licensee sublicenses or permits the collocation of equipment or antenna space within the Premises or on Licensee's pole to a communications carrier unaffiliated to Licensee, the Rent (as defined below) due under this License shall increase by an amount equal to Fifty Percent (50%) of the current rent at the time of the sublicensing or collocation for each month the additional carrier's equipment is located within the Premises or on the pole. Notwithstanding anything in this License to the contrary, nothing in this License shall prohibit the shared use of Licensee's Facilities (as defined below) with another party pursuant to a strategic alliance, roaming, or other agreement with Licensee; provided, however, such third party does not install any equipment in or upon the Premises.

3. Conditions Precedent.

This License is conditioned upon Licensee obtaining all necessary federal, state, or local governmental permits and approvals enabling Licensee to construct and operate mobile/wireless communications facilities on the Premises.

4. Term.

This License is binding and in effect upon full execution and delivery by Licensor and Licensee. The term of this License ("Term") shall be five (5) years commencing sixty (60) days after Licensee has obtained all permits and approvals necessary to construct and operate Licensee's Facilities (as defined in Section 6B below) on the Premises ("Commencement Date"). Licensee shall have the right to extend the Term of this License for five (5) additional terms ("Renewal Term") of five (5) years each. The terms and conditions for the Renewal Term shall be the same terms and conditions of this License, except that the Rent shall be increased as set forth in Section 5. This License shall automatically be extended for each successive five (5) year Renewal Term unless notice is provided in writing of Licensor's, or Licensee's intention not to extend this License at least thirty (30) days but not more than 180 days prior to the expiration of the first five year Term or any Renewal Term.

5. Rent.

A. In consideration of the rights granted by this License, upon the Commencement Date, Licensee shall pay Licensor the sum of Twenty-

\\capp\proj\proj\telecommunications - cell tower\Telecommunications License Agreement - Boiler (1/1/04)

Four Thousand Dollars (\$24,000.00) per year as rent ("Rent"). Rent shall be payable on the Commencement Date, in advance, and on each anniversary of the Commencement Date thereafter to Licensor at the address specified in Section 18 below. The rent shall increase at a rate of 3% each year.

- B. If the Rent is not received by Licensor on or before the thirtieth (30th) day following the due date, it shall be deemed delinquent. If the Rent is not paid before delinquency, then the amount due and unpaid shall be subject to a late charge at the rate of five percent (5%) of the overdue amount, without limitation to Licensor's other rights and remedies under this License.
- C. Licensee may request to expand the Premises if Licensor demands in best interest of Licensor then Licensee will submit plan for its equipment beyond the square footage of the Premises with Licensor's prior written consent, which consent shall not be unreasonably withheld, conditioned, or delayed, and Rent shall be increased in proportion to the extra square footage included in the revised Premises.

6. Improvements; Access.

- A. Licensee shall have the right (but not the obligation) at any time following the full execution and delivery of this License and prior to the Commencement Date, to enter the Premises for the purpose of making necessary inspections and engineering surveys (and soil tests where applicable) and other reasonably necessary tests (collectively "Tests") to determine the suitability of the Premises for Licensee's Facilities (as defined herein) and for the purpose of preparing for the construction of Licensee's Facilities. During any Tests or pre-construction work, Licensee will have in effect the insurance required in Section 12, Insurance. Licensee will notify Licensor of any proposed Tests or pre-construction work and will coordinate the scheduling of same with Licensor. If Licensee determines that the Premises are unsuitable for Licensee's contemplated use, then Licensee will notify Licensor and this License will terminate.
- B. Subject to all terms and conditions of this License, Conditional Use Permit, and Approved Plans and Specs, Licensee has the right to construct, maintain and operate on the Premises radio communications facilities, including but not limited to, radio frequency transmitting and receiving equipment, batteries, utility lines, transmission lines, radio frequency transmitting and receiving antennas and structures, ("Licensee's Facilities") and lighting as specifically identified on the attached Exhibit B. In connection therewith, Licensee has the right to do all work necessary to prepare, add, maintain and alter the Premises for Licensee's communications operations and to install utility lines and transmission lines connecting antennas to transmitters and receivers, except that any change to the Licensee's Facilities adversely and materially affecting the

visual appearance of the Premises, any modification of equipment which places an additional load on the Licensor's electrical system requiring an increase in Licensee's 200 amp service panel size and capacity shall be prohibited until approved in writing by Licensor, and such approval will not be unreasonably withheld, unreasonably conditioned or unreasonably delayed. Notwithstanding the forgoing, Licensee shall be entitled to exchange and replace equipment and antennas within the Premises provided that (i) any new equipment is either not physically or materially greater in size or not visible to the public; or (ii) any antennas are not substantially greater in size than those previously installed.

- C. Licensee shall submit an application to the City of Moreno Valley for a Conditional Use Permit and pay all applicable fees. Subject to the approval of a Conditional Use Permit, Licensee shall construct, maintain and operate said Facilities in accordance with the Conditions of Approval as set forth by the City's CEDD Planning, Building & Safety, Parks & Recreation Departments, and the Fire Prevention Bureau, et al, during the plan review process.
- D. Licensee shall obtain and pay for all building permits and fees as required. Temporary fencing shall be placed around the construction site for the duration of construction.
- E. As part of the installation of Licensee's Facilities, Licensee shall have the right to install electrical service, at Licensee's expense, including, but not limited to primary power and installation of an emergency back-up power system for Licensee's Facilities. Subject to Licensor's approval of the location, which approval shall not be unreasonably withheld, Licensee shall have the right to place utilities on (or to bring utilities across) Licensor's Property in order to service the Premises and Licensee's Facilities.
- F. Licensee shall commence and diligently pursue all of the construction and installation work described in this Section 6 so as to fully complete said work within 180 days of the Commencement Date subject to reasonable extension of time due to events of force majeure.
- G. All of Licensee's construction and installation work shall be performed at Licensee's sole cost and expense, in a good and workmanlike manner as defined by the prevailing industry standard.
- H. The Licensee shall have Performance Bond, and a Labor and Material Bond for all work associated with construction of Licensee facilities in amounts and form as required by the Licensor.
- I. Title to Licensee's Facilities installed or placed on the Premises by Licensee shall be held by Licensee. Licensee has the right to remove all of Licensee's Facilities at its sole expense on or before the expiration or termination of this License, except those portions of Licensee's Facilities

which are full integrated into Licensor owned property and ballfield lighting system. It is the intent of the parties that electrical service and lighting for park facilities, including but not limited to park ballfield lighting, shall be a permanent Licensor installation and all electrical service components, panels, conduits, conductors, and shall remain in place upon termination of this License and title to same shall revert to the City of Moreno Valley. Upon termination of this License the Licensor shall have the option to have Licensee's structures and buildings removed at Licensee's sole expense or to have them remain in place. The Licensor will notify the Licensee thirty (30) days prior to the termination or expiration of this License as to the option of leaving or removing the structure. If said buildings and structures are allowed to remain in place title to same shall revert to the City of Moreno Valley. Licensor shall take title to said facilities in their then existing "AS-IS, WHERE-IS" condition, without representation or warranty from Licensee. All of Licensee's communication equipment shall at all times be and remain Licensee's personal property, not be considered fixtures, and in no event shall any part of Licensee's communications equipment be deemed or considered "integrated into Licensor owned property."

- J. Licensor shall provide continuous access to Licensee, Licensee's employees, agents, contractors and subcontractors a designated access route on Exhibit B to the Premises twenty-four (24) hours a day, seven (7) days a week, at no charge to Licensee. Licensor represents and warrants that it has full rights of ingress to and egress from the Premises, and hereby grants such rights to Licensee to the extent required to construct, maintain, install and operate Licensee's Facilities on the Premises. Licensee's exercise of such rights shall not cause undue inconvenience to the Licensor. Except in the event of an emergency (including equipment failure), Licensee shall provide a minimum of twenty-four (24) hours notice to the City Parks and Facilities Division prior to access of the Premises for scheduled routine maintenance and other major work.
- K. For additional access and utility rights beyond those provided to Licensee by Licensor in this License, it shall be the responsibility of Licensee to obtain and pay for all additional easements, rights of entry and all incidentals necessary to Licensee's operations upon the Premises.
- L. Licensor shall maintain an access pathway from a public roadway to the Premises in a manner sufficient to allow access for Licensee's use of the Premises. Licensor shall be responsible for maintaining and repairing such access pathway, at its sole expense, except for any damage caused by Licensee's use of such access pathway; or replace damaged items. If Licensee causes any such damage, Licensee shall promptly repair all damages within ten (10) working days of Licensee's receipt of written notice from the Licensor. If the Licensee fails to make such repair or replacement within ten (10) working days of Licensee's receipt of written notice, the Licensor may cause the work to be done and the costs incurred

thereby shall become the liability of the Licensee, and the Licensor shall be reimbursed said cost.

M. Licensee shall fully and promptly pay for all utilities used by Licensee for the use, operation and maintenance of Licensee's Facilities in the Premises.

N. Licensor shall be entitled to enter the Premises at any time to inspect Licensee's facilities for compliance with the terms of this License, and with all applicable Federal, state and local governmental regulations.

O. Licensor retains the right to access the Premises during the term of this License for any purpose that does not interfere with Licensee's use of the Premises as provided herein.

7. Maintenance; Landscaping


A. Licensee shall be responsible for repairing and maintaining Licensee's Facilities and any other improvements installed by Licensee on the Premises in a proper operating and reasonably safe condition. This shall include the repair of all damage incurred whether natural or man made.

B. Upon acceptance of the site improvements, Licensor shall be responsible for all graffiti removal and abatement at the Premises. Licensee shall pay a graffiti removal and landscape maintenance fee in the amount of One Hundred Dollars (\$100.00) per month for said service. The abatement and landscape maintenance fee shall be noted as a separate line item.

8. Interference with Communications.

A. Licensee agrees to install equipment of types and frequencies which will not cause interference to the currently existing communications equipment (as configured) of Licensor, Licensor's vendors, or other pre-existing licensees or lessees of the Premises. In the event Licensee's equipment causes such interference, Licensee shall cooperate with Licensor in determining the source and will immediately take all steps necessary to correct and eliminate the interference. If said interference cannot be eliminated within forty-eight (48) hours after receipt of written notice from Licensor to Licensee of the existence of such interference and Licensor has reasonably determined Licensee's equipment to be the source of said interference, Licensee shall discontinue use of the equipment creating said interference. Licensee shall shut down the interfering equipment except for intermittent operation for the purpose of testing after performing any maintenance, repair, modification, replacement or other action for the purpose of correcting such interference. If such interference is not corrected within thirty (30) days after receipt of the aforesaid notice, Licensee shall remove the interfering equipment from the Premises. In the event that the cause of such interference cannot be pinpointed to a particular piece of equipment or system, Licensee shall disconnect the

w:\cappro\cappro\proj\telecommunications - cell tower\Telecommunications License Agreement - Boiler (7/7/04)



electric power and shut down all of its equipment until such time as the interference problem is corrected. If such interference is not corrected within thirty (30) days after receipt of the aforesaid notice, Licensee shall remove its equipment from the Premises within an additional ten (10) day period. Licensor shall not be liable to Licensee for any interruption of service of Licensee unless caused by Licensor or for interference with the operation of Licensee's equipment unless caused by Licensor.

- B. Notwithstanding the foregoing, in the event that said interference interferes with Licensor's own equipment as configured and installed as of the installation of a Licensee's equipment and in Licensor's sole and reasonable judgment, said interference jeopardizes the safe operation of Licensor's operations, Licensee will be responsible for eliminating the interference within twenty-four (24) hours, upon becoming aware of such interference. Licensor reserves the right to disconnect power to the interfering equipment if Licensee is unable to eliminate said interference within twenty-four (24) hours of said notification.
- C. Licensee has satisfied itself and hereby represents and warrants to Licensor that, to the best of Licensee's knowledge, no such interference shall result to the currently existing systems (as configured) of Licensor or other pre-existing licensees or lessees at the Premises. Licensee agrees to indemnify, hold harmless and defend Licensor against any claim or damage, including reasonable attorney's fees, arising out of such interference.
- D. Licensee shall be responsible for performing and providing documentation to the Licensor for all engineering studies to ensure that the placement of its equipment at the Premises will not cause interference with any existing equipment (as configured) placed there by Licensor and/or any other pre-existing licensees or lessees.
- E. It is emphasized that the primary use of the Premises is intended to include future and presently unknown Licensor uses, the integrity and security of which shall in no way be compromised by the Licensee. If during the Term of the License, Licensor's present or future operations requires installation of additional telecommunications equipment adjacent to the Premises, which equipment shall be owned and operated by Licensor or any other governmental agency, Licensor agrees to take all reasonable steps necessary not to affect or interfere with Licensee's right hereunder. If, however, such interference occurs despite the best efforts of both Licensor and Licensee, the Licensor's operational need shall prevail and Licensee shall be required to modify or remove their interfering equipment.
- F. Excepting pre-existing equipment located on the Premises prior to the date of this License, Licensor shall not allow any use of the Property which interferes with Licensee's use of the Premises. If such interference

occurs, Licensor shall promptly correct such interference within forty-eight (48) hours of Licensor's receipt of written notice from Licensee.

9. Taxes.

Licensee shall pay all taxes assessed against Licensee's Facilities. Pursuant to California Revenue and Taxation Code section 107.6, Licensee is notified that the property interest acquired by Licensee in the Premises under this License may be subject to property taxation as a possessory interest in real property, and Licensee may be subject to the payments of property taxes levied on that interest.

10. Termination.

This License shall not be revoked or terminated during the Term or any Renewal Term except as expressly stated in this License. This License may be terminated on thirty (30) days prior written notice as follows:

- A. by either party upon a default of any covenant, condition, or term hereof by the other party, which default is not cured within sixty (60) days of receipt of written notice of default, provided that if such default is curable, but not curable within such sixty (60) day period, then within such period of time as is reasonably necessary to accomplish such cure (in order to avail itself of this time period in excess of sixty (60) days, the defaulting party must send to the other party, within the sixty (60) day period, a written plan to cure the default, which is reasonably acceptable to the other party, and the defaulting party diligently commences and continues performance of such cure to completion according to the written plan).
- B. by Licensee if it does not obtain or maintain licenses, permits or other approvals necessary to the construction or operation of Licensee's Facilities; however, Licensee shall act with due diligence to obtain and maintain such agreements, licenses, permits, and other approvals;
- C. by Licensee if Licensee is unable to occupy or utilize the Premises due to ruling or directive of the Federal Communications Commission ("FCC") or other governmental or regulatory agency, including, but not limited to, a take back of channels or change in frequencies;
- D. by Licensee if Licensee determines that the Premises are not appropriate for its operations for economic, environmental or technological reasons, including without limitation, signal strength or interference; or
- E. by Licensee for any reason or for no reason, at any time during any Term of this License, subject to Sections 10.F and 10.G, provided Licensee delivers thirty (30) days written notice of termination to Licensor.
- F. In the event of a termination of this License, by Licensee, at any time within the initial Term of this License, Licensee shall pay to Licensor as

consideration of such early termination of fee equal to three (3) months of the then current Rent. Such fee shall be paid within thirty (30) days of the effective date of termination of this License.

- G. In the event of a termination of this License for any cause in any term after the initial five (5) year Term, except default and failure to cure by Licensor, Licensee shall not receive a refund of any rental amounts paid in advance to Licensor.

11. Condemnation.

If a condemning authority takes all of Licensor's Property, or a portion which in Licensee's opinion is sufficient to render the Premises unsuitable for Licensee's use, then this License shall terminate as of the date when possession is delivered to the condemning authority. In any condemnation proceeding each party shall be entitled to make a claim against the condemning authority for just compensation (which for Licensee shall include the value of Licensee's Facilities, prepaid rent, and any other amounts recoverable under condemnation law). Sale of all or part of the Premises to a purchaser with the power of eminent domain in the face of the exercise of its power of eminent domain shall be treated as a taking by a condemning authority.

12. Insurance

- A. Licensee shall maintain in full force and effect, at no expense to Licensor, the following insurance policies:
 - 1. A comprehensive general liability insurance policy in the minimum amount of five million (\$5,000,000) dollars per occurrence for death, bodily injury, personal injury, or property damage;
 - 2. An automobile liability (owned, non-owned, and hired vehicles) insurance policy in the minimum amount of one million (\$1,000,000) dollars per occurrence;
- B. The insurance coverage required of the Licensee by section 12 shall also meet the following requirements:
 - 1. The insurance shall be primary with respect to any insurance or coverage maintained by Licensor and shall not call upon Licensor insurance or coverage for any contribution.
 - 2. The insurance policies shall be endorsed for contractual liability and personal injury;
 - 3. The insurance policies shall be specifically endorsed to include the City of Moreno Valley, the Community Redevelopment Agency of the City of Moreno Valley (RDA), and the Moreno Valley

w:\cappro\cappro\proj\telecommunications - cell tower\Telecommunications License Agreement - Boiler (7/7/04)

Community Services District (CSD), its officers, agents, employees, and volunteers, as additionally named insureds under the policies; and shall bear an endorsement substantially containing the following provisions:

Solely as respect to work done by or on behalf of the named insured for the City of Moreno Valley, it is agreed that the City of Moreno Valley, the Community Redevelopment Agency of the City of Moreno Valley (RDA), and the Moreno Valley Community Services District (CSD), its officers, employees and agents, are added as additional insured under this policy and the coverage provided hereunder shall be primary insurance and not contributing with any other insurance available to the City of Moreno Valley, California, the Community Redevelopment Agency of the City of Moreno Valley, and the Moreno Valley Community Services District, its officers, employees and agents; under any third party liability policy.

It is further agreed that the other insurance provision(s) of the policy are amended to conform therewith

- 4. Licensee shall provide to Licensor's Risk Manager, (a) Certificates of Insurance evidencing the insurance coverage required herein, and (b) specific endorsements naming Licensor, its officers, agents, employees, and volunteers, as additional named insureds under the policies;
 - 5. The insurance policies shall provide that the insurance carrier shall not cancel, terminate or otherwise modify the terms and conditions of said insurance policies except upon thirty (30) days written notice to Licensor's Risk Manager;
 - 6. If the insurance is written on a Claims Made Form, then, following termination of this License, said insurance coverage shall survive for a period of not less than five (5) years;
 - 7. The insurance policies shall provide for a retroactive date of the placement of Licensee's Facilities coinciding with the effective date of this License;
 - 8. The insurance shall be approved as to form and sufficiency by the Licensor's Risk Manager and the Licensor Attorney.
- C. If it employs any person, Licensee shall maintain worker's compensation and employer's liability insurance, as required by the State Labor Code and other applicable laws and regulations.

13. Successors and assigns.

Licensee may assign this License at any time subject to amending the Conditional Use Permit, and upon written notice to and approval of Licensor, which approval shall not be unreasonably withheld, conditioned or delayed, provided, however, Licensee shall have the right to sublease or assign its rights under this License without consent of Licensor, (i) to any of its partners, members, subsidiaries, affiliates, contract affiliates, or successor legal entities, (ii) to any entity acquiring substantially all of the assets of Licensee in the geographic region the Premises are located, or (iii) to any entity in connection with any financing, loan, security interest, pledge, or mortgage of Licensee's property. This License shall inure to the benefit of and be binding upon the heirs, successors and assigns of the parties.

14. Environmental Indemnification; Hazardous substances.

A. Licensee hereby represents, warrants, covenants and agrees to and with Licensor that all of Licensee's operations or activities upon, or any use or occupancy of the Property by Licensee, or any portion thereof, by Licensee, shall be in all respects in compliance with all state, federal and local laws and regulations governing or in any way relating to the generation, handling, manufacturing, treatment, storage, use, transportation, spillage, leakage, dumping, discharge, or disposal (whether legal or illegal, accidental or intentional) of any Hazardous Substance (as defined below).

B. If any investigation or monitoring of site conditions or any clean-up, containment, restoration, removal or other remedial work (collectively, the "Remedial Work") is required under any applicable federal, state or local law or regulation, by any judicial order, or by any governmental entity due to any Hazardous Substances brought on to or generated on the Property by Licensee, Licensee shall perform or cause to be performed the Remedial Work in compliance with such law, regulation, or order. All costs and expenses of such Remedial Work shall be paid by Licensee including, without limitation, all charges of Licensee's contractors, consultants and engineers and Licensor's reasonable attorney, architect's and/or consultant's fees and costs incurred in connection with monitoring or review of such Remedial Work. In the event Licensee shall fail to timely commence, or cause to be commenced, or fail to diligently prosecute to completion, such Remedial Work, Licensor may, but shall not be required to, cause such Remedial Work to be performed, and all reasonable costs and expenses thereof, or incurred in connection therewith, shall be reimbursed to Licensor.

C. "Hazardous Substances" shall include without limitation:

- 1. Those substances included within the definitions of "hazardous substances," "hazardous materials," toxic substances," or "solid

waste" in the Comprehensive Environmental Response Compensation and Liability Act of 1980 (42 U.S.C. § 9601 et seq.) ("CERCLA"), as amended by Superfund Amendments and Reauthorization Act of 1986 (Pub. L. 99-499 100 Stat. 1613) ("SARA"), the Resource Conservation and Recovery Act of 1976 (42 U.S.C. § 6901 et seq.) ("RCRA"), and the Hazardous Materials Transportation Act, 49 U.S.C. § 1801 et seq., and in the regulations promulgated pursuant to said laws, all as may be amended from time to time;

2. Those substances listed in the United States Department of Transportation Table (49 CFR 172.101 and amendments thereto) or by the Environmental Protection Agency (or any successor agency) as hazardous substances (40 CFR Part 30, and as may be amended from time to time);
3. Any material, waste or substance which is petroleum, asbestos, polychlorinated biphenyls, designated as a "hazardous substance" pursuant to Section 311 of the Clean Water Act, 33 U.S.C. 1251 et seq. (33 U.S.C. § 1321) or listed pursuant to Section 307 of the Clean Water Act (33 U.S.C. § 1317); or radioactive materials; and such other substances, materials, and wastes which are or become regulated as hazardous or toxic under applicable local, state, or federal law, or the United States government, or which are classified as hazardous or toxic under federal, state, or local laws or regulations.

15. Indemnity and Mutual Release.

Licensor and Licensee each indemnifies the other against and holds the other harmless from any and all costs (including reasonable attorney's fees) and claims of liability or loss to the extent arising from the ownership, use and/or occupancy of the Licensor's Property or Premises by the indemnifying party. This indemnity does not apply to any claims arising from the negligence or intentional misconduct of the indemnified party, breach of this License by the indemnified party, or violation of law by the indemnified party. The indemnity obligations under this Section will survive the termination of this License.

16. Attorneys' fees; Litigation costs.

- A. If any action at law or in equity is brought to recover any Rent or other sums under this License, or for or on account of any breach of or to enforce or interpret any of the covenants, terms, or conditions of this License, or for the recovery of the possession of the Premises, the prevailing party shall be entitled to reasonable attorneys' fees, costs and other expenses, in addition to any other relief to which such party may be entitled to the extent award by a court of law.

- B. Whenever provision is made in this License for the payment of attorney's fees, such fees shall be payable whether the legal services are rendered by a salaried employee for the party or by independent counsel and shall include such fees as are incurred in connection with any pretrial proceeding, trial or appeal of the action.
- C. Any award of damages following judicial remedy or arbitration as a result of the breach of this License or any of its provisions shall include an award of prejudgment interest from the date of the breach at the lesser of (i) the maximum amount of interest allowed by law or (ii) Ten Percent (10%).

17. Waiver of Incidental and Consequential Damages.

Neither party will assert any claim whatsoever against the other party for loss of anticipatory profits or any other indirect, special, incidental or consequential damages incurred as a result of the construction, installation, operation, maintenance, or replacement of personal property owned by either party, or Licensor's or Licensee's use of the Premises or Licensor's Property, including any and all losses incurred as a result of Licensor's or Licensee's actions or defaults.

18. Miscellaneous.

- A. Severability. If any provision of the License is invalid or unenforceable with respect to any party, the remainder of this License or the application of such provision to persons other than those as to whom it is held invalid or unenforceable, shall not be affected and each provision of this License shall be valid and enforceable to the fullest extent permitted by law.
- B. Notices. Any notice or demand required to be given herein shall be made by certified or registered mail, return receipt requested, or reliable overnight mail to the address of the respective parties set forth below:

City:
 City of Moreno Valley
 City Manager
 14177 Frederick Street
 Moreno Valley, CA 92552-0805

Licensee:
 Sprint Contracts & Performance
 Mailstop: KSOPHT0101-Z2650
 6391 Sprint Parkway
 Overland Park, KS 66251-2650

with a copy to:
 City Engineer
 14177 Frederick Street
 Moreno Valley, CA 92552-0805

with a copy to:
 Sprint Law Department
 Mailstop: KSOPHT0101-Z2020
 6391 Sprint Parkway
 Overland Park, KS 66251-2020
 Attn: Sprint Real Estate Attorney

- C. Choice of Law. This License shall be governed under the laws of the State of California and applicable Federal law.

- D. **Survival of Terms.** Terms and conditions of this License which by their sense and context survive the termination, cancellation or expiration of this License will so survive.
- E. **Entire Agreement.** The terms of this License (including the Exhibits, all of which are hereby incorporated by reference) are intended by the parties as the final expression of their agreement with respect to such terms. The parties further intend that this License constitutes the complete and exclusive statement of its terms and no extrinsic evidence whatsoever may be introduced in any proceeding, involving this License. The language in all parts of this License will in all cases be construed as a whole and in accordance with its fair meaning and not construed for or against either party.
- F. **Amendments and Modifications.** No amendments, modification or supplement, including those by custom, usage of trade, or course of dealing, of any provisions of this License shall be binding on any of the parties unless it is in writing and signed by the parties in interest at the time of the modification. No oral order, objection, claim, or notice by either party to the other shall affect or modify any of the terms or obligations contained in the License.
- G. **Venue.** At Licensor's option, any action by any party to this License shall be brought in the appropriate court of competent jurisdiction within the County of Riverside, notwithstanding any other provision of law which may provide that such action may be brought in some other location.
- H. **Waiver.** Failure by a party to insist upon the strict performance of any of the provisions of this License by the other party, or the failure by a party to exercise its rights upon the default of the other party shall not constitute a waiver of such party's right to insist and demand strict compliance by the other party with the terms of this License thereafter.

IN WITNESS WHEREOF, Licensor and Licensee have executed this Telecommunications License Agreement as of the date signed by Licensor.

City of Moreno Valley

Sprint PCS Assets, LLC.

BY: [Signature]
Mayor
DATE: 1-4-2005

BY: [Signature]
TITLE: AVP-Site Delivery
(President or Vice President)

WITNESS:
[Signature]

ATTEST:
[Signature]
City Clerk

APPROVED AS TO LEGAL FORM:
[Signature]
City Attorney
DATE: 11/4/04

- Enclosures: Exhibit "A" – Legal Description of City's Property
- Exhibit "B" – Description of Premises, Licensee's Facilities, Incorporation of Plans by Reference
- Exhibit "C" – Conditional Use Permit and Conditions of Approval

Exhibit C

**FAITHFUL PERFORMANCE BOND
(100% of Estimated Total Contract Amount)**

**City of Moreno Valley, County of Riverside
State of California
(Government Code Section 66499.1)**

**Sprint PCS Assets, LLC A Delaware Limited Liability Company
JFK Park Cellular Tower on Light Standard and Building**

Telecommunications	
Facility Removal <u>\$ 100,000.00</u>	Location <u>15115 Indian St., Moreno Valley CA 92553</u>
Bond No. <u>0189920</u>	Premium <u>\$500.00</u>
Surety <u>Berkley Insurance Company</u>	Principal <u>Sprint PCS Assets, LLC</u>
Contact Name (Print) <u>Paige Turner</u>	Contact Name (Print) <u>Paul Nuckols</u>
Address <u>475 Steamboat Road</u>	Address <u>6391 Sprint Parkway</u>
City/Zip <u>Greenwich, CT 06830</u>	City/Zip <u>Overland Park, KS 66251-2650</u>
Telephone <u>816 556 4267</u>	Telephone <u>913 315 9041</u>

WHEREAS, the City Council of the City of Moreno Valley, County of Riverside, State of California, and Sprint PCS Assets, LLC A Delaware Limited Liability Company (hereinafter designated as "Principal") have entered into, or are about to enter into the attached Telecommunications License Agreement whereby Principal agrees to remove the above-designated telecommunications facility, relating to Sprint PCS Assets, LLC A Delaware Limited Liability Company, which agreement is hereby referred to and made a part hereof; and,

WHEREAS, said principal is required under the terms of said agreement to furnish bond for the faithful performance of said agreement;

NOW, THEREFORE, we the Principal, and the undersigned as corporate Surety, are held and firmly bound to the City of Moreno Valley in the penal sum of One Hundred Thousand Dollars (\$100,000), lawful money of the United States, for the payment of which sum will and truly to be made, we bind ourselves, our heirs, successors, executors and administrator, jointly and severally, firmly by these presents.

The condition of this obligation is such that if the above bonded Principal, his or its heirs, executors, administrators, successors, or assigns, shall in all things stand to and abide by, and well and truly keep and perform the covenants, conditions and provisions in the said agreement and any alteration thereof made as therein provided, on his or specified, and in all respects according to their true intent and meaning, and shall indemnify and save harmless to the City of Moreno Valley, its officers, agents and employees, as therein stipulated, then this obligation shall become null and void; otherwise, it shall be and remain in full force and effect.

Exhibit C

FAITHFUL PERFORMANCE BOND (Page 2 of 2)
PROJECT NO. SPRINT CELL TOWER, 15115 Indian St., Moreno Valley CA 92553

As part of the obligation secured hereby, and in addition to the face amount specified therefore, there shall be included costs and reasonable expenses and fees, including reasonable attorney's fees, incurred by City in successfully enforcing such obligation, all to be taxed as costs and included in any judgment rendered.

The surety hereby stipulates and agrees that no change, extension of time, alteration or addition to the terms of the agreement or to the work to be performed thereunder or the specifications accompanying the same shall in anywise affect its obligation on this bond, and it does hereby waive notice of any such change, extension of time, alteration or addition to the terms of the agreement or to the work or to the specifications. Surety further stipulates and agrees that the provisions of Section 2845 of the Civil Code are not a condition precedent to Surety's obligations hereunder and are hereby waived by Surety.

IN WITNESS WHEREOF, this instrument has been duly executed by the Principal and Surety above named on January 2nd, 20 15.

PRINCIPAL

SURETY

Name: Sprint PCS Assets, LLC

Name: Berkley Insurance Company

Title: A Delaware Limited Liability Company

Title: Paige M. Turner, Attorney-in-Fact

Name: *George A. Liddy*
George A. Liddy
Title: Manager - Risk Management

Name: *Paige M. Turner*
Attorney-in-Fact

**ATTACH NOTARIAL ACKNOWLEDGMENT OF SIGNATURE OF PRINCIPAL AND ATTORNEY-IN-FACT.
BOND COMPANY - ATTACH POWER OF ATTORNEY**

Approved as to form:

Date: 2-9-15

br.

City Attorney
City of Moreno Valley

V:\Development & Specs\Cell towers\UFK\Sprint\2014 improvements\Amendment to License\CONTRACT AND DOCUMENTS\Faithful Performance Bond for Removal - Boiler.doc

Attachment: 1st Amendment US-CA-5259_GL_062615 (6526 : Second Amendment to Telecommunications Agreement with VB Run LLC)


CORPORATE ACKNOWLEDGMENT

Commonwealth
STATE OF Virginia
COUNTY OF Saunder } ss.
On this 7th day of January, 2015

George A. Liddy
Manager, Risk Management and N/A of Sprint PCS Assets, LLC

the corporation executing the above instrument, and acknowledged said instrument to be the free and voluntary act and deed of said corporation, for the uses and purposes therein mentioned and on oath stated that the seal affixed is the seal of said corporation and that it was affixed and that he executed said instrument by order of the Board of Directors of said corporation.

IN WITNESS WHEREOF, I have hereunto set my hand and affixed my OFFICIAL SEAL, the day and year first above written.



Andrea Y Rowley
Notary Public, residing at Reston, Virginia
(Commission expires _____)

All parties agree that any microfilmed, scanned or electronically digitized copy of this document made by Surety as part of its record storage and retention program shall be as effective as the original for all purposes.

ACKNOWLEDGMENT BY SURETY

STATE OF Missouri }
County of Clay } ss.

On this 2nd day of January, 2015, before me personally appeared Paige M. Turner, known to me to be the Attorney-in-Fact of Berkley Insurance Company

_____, the corporation that executed the within instrument, and acknowledged to me that such corporation executed the same.

IN WITNESS WHEREOF, I have hereunto set my hand and affixed my official seal, at my office in the aforesaid County, the day and year in this certificate first above written.

MARY BETH SCHUPP
Notary Public - Notary Seal
State of Missouri
Commissioned for Clay County
My Commission Expires: December 15, 2016
Commission Number: 12706483

Mary Beth Schupp

Notary Public in the State of Missouri
County of Clay

Attachment: 1St Amendment US-CA-5259_GL_062615 (6526 : Second Amendment to Telecommunications Agreement with VB Run LLC)

Exhibit C

**MATERIAL AND LABOR BOND
(100% of Total Contract Amount)**

**City of Moreno Valley, County of Riverside
State of California
(Government Code Section 66499.2)**

**Sprint PCS Assets, LLC A Delaware Limited Liability Company
JFK Park Cellular Tower on Light Standard and Building**

Telecommunications Facility	\$ <u>50,000.00</u>	Location	<u>15115 Indian St., Moreno Valley CA 92553</u>
Bond No.	<u>0189921</u>	Premium	<u>\$250.00</u>
Surety	<u>Berkley Insurance Company</u>	Principal	<u>Sprint PCS Assets, LLC</u>
Contact Person (Print)	<u>Paige Turner</u>	Contact Person (Print)	<u>Paul Nuckols</u>
Address	<u>475 Steamboat Road</u>	Address	<u>6391 Sprint Parkway</u>
City/Zip	<u>Greenwich, CT 06830</u>	City/Zip	<u>Overland Park, KS 66251-2650</u>
Telephone	<u>816 556 4267</u>	Telephone	<u>913 315 9041</u>

WHEREAS, the City Council of the City of Moreno Valley, County of Riverside, State of California, and Sprint PCS Assets, LLC A Delaware Limited Liability Company (hereinafter designated as "Principal") have entered into, or are about to enter into the attached Telecommunications License Agreement whereby Principal agrees to install and complete the above-designated telecommunications facility, relating to Sprint PCS Assets, LLC A Delaware Limited Liability Company, which agreement is hereby referred to and made a part hereof; and,

WHEREAS, under the terms of said agreement, principal is required before entering upon the performance of the work, to file a good and sufficient payment bond with the City of Moreno Valley to secure the claims to which reference is made in Title 15 (commencing with Section 3082) of Part 4 of Division 3 of the Civil Code of the State of California.

NOW, THEREFORE, we the Principal, and the undersigned as corporate Surety, are held and firmly bound unto the City of Moreno Valley and all contractors, subcontractors, laborers, material persons and other persons employed in the performance of the aforesaid agreement and referred to in the aforesaid Civil Code in the sum of Fifty Thousand Dollars (\$50,000), lawful money of the United States, for materials furnished or labor thereon of any kind, or for amounts due under the Unemployment Insurance Act with respect to such work or labor, that said Surety will pay the same in an amount not exceeding the amount hereinabove set forth, also in case suit is brought upon this bond, will pay, in addition to the face amount hereof, costs and reasonable expenses and fees, including reasonable attorney's fees, incurred by City in successfully enforcing such obligation, to be awarded and fixed by the court, and to be taxed as costs and to be included in the judgement therein rendered.

Exhibit C

**MATERIAL AND LABOR BOND (Page 2 of 2)
PROJECT NO. SPRINT CELL TOWER, 15115 Indian St., Moreno Valley CA 92553**

It is hereby expressly stipulated and agreed that this bond shall inure to the benefit of any and all persons, companies and corporations entitled to file claims under Title 15 (commencing with Section 3082) of Part 4 of Division 3 of the Civil Code, so as to give a right of action to them or their assigns in any suit brought upon this bond.


Should the condition of this bond be fully performed, then this obligation shall become null and void, otherwise it shall be and remain in full force and effect.


The Surety hereby stipulates and agrees that no change, extension of time, alteration or addition to the terms of the agreement or the specifications accompanying the same shall in any manner affect its obligation on this bond, and it does hereby waive notice of any such change, extension, alteration or addition. Surety further stipulates and agrees that the provision of Section 2845 of the Civil Code are not a condition precedent to the Surety's obligations hereunder and hereby waived by the Surety.

In witness whereof, this instrument has been duly executed by the Principal and Surety above named, on
January 9th, 2015.

PRINCIPAL

SURETY

Name: Sprint PCS Assets, LLC
Title: A Delaware Limited Liability Company
Name: 
Title: George A. Liddy
Manager - Risk Management

Name: Berkley Insurance Company
Title: Paige M. Turner, Attorney-in-Fact
Name: 
Title: Attorney-in-Fact

**ATTACH NOTARIAL ACKNOWLEDGMENT OF SIGNATURE OF PRINCIPAL AND ATTORNEY-IN-FACT.
BOND COMPANY - ATTACH POWER OF ATTORNEY**

Approved as to form:

Date: 2-9-15

by: 
City Attorney
City of Moreno Valley

V:\Development & Specs\Cell towers\JFK\Sprint\2014 Improvements\Amendment to License\CONTRACT AND DOCUMENTS\Material & Labor Bond - Sprint.doc

POWER OF ATTORNEY
BERKLEY INSURANCE COMPANY
WILMINGTON, DELAWARE

NOTICE: The warning found elsewhere in this Power of Attorney affects the validity thereof. Please review carefully.

KNOW ALL MEN BY THESE PRESENTS, that BERKLEY INSURANCE COMPANY (the "Company"), a corporation duly organized and existing under the laws of the State of Delaware, having its principal office in Greenwich, CT, has made, constituted and appointed, and does by these presents make, constitute and appoint: *Michael J. Granacher, Keith A. Stiles, Paige M. Turner, Michael E. Kern or Sheryl J. Manger of Marsh USA, Inc. of Kansas City, MO* its true and lawful Attorney-in-Fact, to sign its name as surety only as delineated below and to execute, seal, acknowledge and deliver any and all bonds and undertakings, with the exception of Financial Guaranty Insurance, providing that no single obligation shall exceed **Fifty Million and 00/100 U.S. Dollars (U.S.\$50,000,000.00)**, to the same extent as if such bonds had been duly executed and acknowledged by the regularly elected officers of the Company at its principal office in their own proper persons.

This Power of Attorney shall be construed and enforced in accordance with, and governed by, the laws of the State of Delaware, without giving effect to the principles of conflicts of laws thereof. This Power of Attorney is granted pursuant to the following resolutions which were duly and validly adopted at a meeting of the Board of Directors of the Company held on January 25, 2010:

RESOLVED, that, with respect to the Surety business written by Berkley Surety Group, the Chairman of the Board, Chief Executive Officer, President or any Vice President of the Company, in conjunction with the Secretary or any Assistant Secretary are hereby authorized to execute powers of attorney authorizing and qualifying the attorney-in-fact named therein to execute bonds, undertakings, recognizances, or other suretyship obligations on behalf of the Company, and to affix the corporate seal of the Company to powers of attorney executed pursuant hereto; and said officers may remove any such attorney-in-fact and revoke any power of attorney previously granted; and further

RESOLVED, that such power of attorney limits the acts of those named therein to the bonds, undertakings, recognizances, or other suretyship obligations specifically named therein, and they have no authority to bind the Company except in the manner and to the extent therein stated; and further

RESOLVED, that such power of attorney revokes all previous powers issued on behalf of the attorney-in-fact named; and further

RESOLVED, that the signature of any authorized officer and the seal of the Company may be affixed by facsimile to any power of attorney or certification thereof authorizing the execution and delivery of any bond, undertaking, recognizance, or other suretyship obligation of the Company; and such signature and seal when so used shall have the same force and effect as though manually affixed. The Company may continue to use for the purposes herein stated the facsimile signature of any person or persons who shall have been such officer or officers of the Company, notwithstanding the fact that they may have ceased to be such at the time when such instruments shall be issued.

IN WITNESS WHEREOF, the Company has caused these presents to be signed and attested by its appropriate officers and its corporate seal hereunto affixed this 28 day of July, 2014.

Attest:

Berkley Insurance Company

(Seal)

By Ira S. Lederman
Senior Vice President & Secretary

By Jeffrey M. Hafter
Senior Vice President

WARNING: THIS POWER INVALID IF NOT PRINTED ON BLUE "BERKLEY" SECURITY PAPER.

STATE OF CONNECTICUT)

) ss:

COUNTY OF FAIRFIELD)

Sworn to before me, a Notary Public in the State of Connecticut, this 28 day of July, 2014, by Ira S. Lederman and Jeffrey M. Hafter who are sworn to me to be the Senior Vice President and Secretary, and the Senior Vice President, respectively, of Berkley Insurance Company.

MARIA C. RUNDBAKEN
NOTARY PUBLIC
MY COMMISSION EXPIRES
APRIL 30, 2019

Maria C. Rundbaker
Notary Public, State of Connecticut

CERTIFICATE

I, the undersigned, Assistant Secretary of BERKLEY INSURANCE COMPANY, DO HEREBY CERTIFY that the foregoing is a true, correct and complete copy of the original Power of Attorney; that said Power of Attorney has not been revoked or rescinded and that the authority of the Attorney-in-Fact set forth therein, who executed the bond or undertaking to which this Power of Attorney is attached, is in full force and effect as of this date.

Given under my hand and seal of the Company, this 2nd day of January, 2015.

(Seal)

John F. Beers
John F. Beers

WARNING: Any unauthorized reproduction or alteration of this document is prohibited. This power of attorney is not linked to a seal, and is not valid and the certification seal at the bottom is unaffixed. The background imprint, watermark, and confirmation can reveal a counterfeited instrument.

Attachment: 1st Amendment US-CA-5259_GL_062615 (6526 : Second Amendment to Telecommunications Agreement with VB Run LLC)

POWER OF ATTORNEY
BERKLEY INSURANCE COMPANY
WILMINGTON, DELAWARE

NOTICE: The warning found elsewhere in this Power of Attorney affects the validity thereof. Please review carefully.

KNOW ALL MEN BY THESE PRESENTS, that BERKLEY INSURANCE COMPANY (the "Company"), a corporation duly organized and existing under the laws of the State of Delaware, having its principal office in Greenwich, CT, has made, constituted and appointed, and does by these presents make, constitute and appoint: *Michael J. Granacher, Keith A. Stiles, Paige M. Turner, Michael E. Kern or Sheryl J. Manger of Marsh USA, Inc. of Kansas City, MO* its true and lawful Attorney-in-Fact, to sign its name as surety only as delineated below and to execute, seal, acknowledge and deliver any and all bonds and undertakings, with the exception of Financial Guaranty Insurance, providing that no single obligation shall exceed **Fifty Million and 00/100 U.S. Dollars (U.S.\$50,000,000.00)**, to the same extent as if such bonds had been duly executed and acknowledged by the regularly elected officers of the Company at its principal office in their own proper persons.

This Power of Attorney shall be construed and enforced in accordance with, and governed by, the laws of the State of Delaware, without giving effect to the principles of conflicts of laws thereof. This Power of Attorney is granted pursuant to the following resolutions which were duly and validly adopted at a meeting of the Board of Directors of the Company held on January 25, 2010:

RESOLVED, that, with respect to the Surety business written by Berkley Surety Group, the Chairman of the Board, Chief Executive Officer, President or any Vice President of the Company, in conjunction with the Secretary or any Assistant Secretary are hereby authorized to execute powers of attorney authorizing and qualifying the attorney-in-fact named therein to execute bonds, undertakings, recognizances, or other suretyship obligations on behalf of the Company, and to affix the corporate seal of the Company to powers of attorney executed pursuant hereto; and said officers may remove any such attorney-in-fact and revoke any power of attorney previously granted; and further

RESOLVED, that such power of attorney limits the acts of those named therein to the bonds, undertakings, recognizances, or other suretyship obligations specifically named therein, and they have no authority to bind the Company except in the manner and to the extent therein stated; and further

RESOLVED, that such power of attorney revokes all previous powers issued on behalf of the attorney-in-fact named; and further

RESOLVED, that the signature of any authorized officer and the seal of the Company may be affixed by facsimile to any power of attorney or certification thereof authorizing the execution and delivery of any bond, undertaking, recognizance, or other suretyship obligation of the Company; and such signature and seal when so used shall have the same force and effect as though manually affixed. The Company may continue to use for the purposes herein stated the facsimile signature of any person or persons who shall have been such officer or officers of the Company, notwithstanding the fact that they may have ceased to be such at the time when such instruments shall be issued.

IN WITNESS WHEREOF, the Company has caused these presents to be signed and attested by its appropriate officers and its corporate seal hereunto affixed this 28 day of July, 2014.

Attest:

(Seal)

By [Signature]
Ira S. Lederman
Senior Vice President & Secretary

Berkley Insurance Company

By [Signature]
Jeffrey M. Hafter
Senior Vice President

WARNING: THIS POWER INVALID IF NOT PRINTED ON BLUE "BERKLEY" SECURITY PAPER.

STATE OF CONNECTICUT)

) ss:

COUNTY OF FAIRFIELD)

Sworn to before me, a Notary Public in the State of Connecticut, this 28 day of July, 2014, by Ira S. Lederman and Jeffrey M. Hafter who are sworn to me to be the Senior Vice President and Secretary, and the Senior Vice President, respectively, of Berkley Insurance Company.

MARIA C. RUNDBAKEN
NOTARY PUBLIC
MY COMMISSION EXPIRES
APRIL 30, 2019

[Signature]
Notary Public, State of Connecticut

CERTIFICATE

I, the undersigned, Assistant Secretary of BERKLEY INSURANCE COMPANY, DO HEREBY CERTIFY that the foregoing is a true, correct and complete copy of the original Power of Attorney; that said Power of Attorney has not been revoked or rescinded and that the authority of the Attorney-in-Fact set forth therein, who executed the bond or undertaking to which this Power of Attorney is attached, is in full force and effect as of this date.

Given under my hand and seal of the Company, this 9th day of January, 2015.

(Seal)

[Signature]
John F. Beers

WARNING - Any unauthorized reproduction or alteration of this document is prohibited. This power of attorney is void unless it is a readable and the certification seal at the bottom is embossed. The background imprint warning and confirmation text is a part of the original document.

Attachment: 1st Amendment US-CA-5259_GL_062615 (6526 : Second Amendment to Telecommunications Agreement with VB Run LLC)

Exhibit C

**FAITHFUL PERFORMANCE BOND
(100% of Total Contract Amount)**

**City of Moreno Valley, County of Riverside
State of California
(Government Code Section 66499.1)**

**Sprint PCS Assets, LLC A Delaware Limited Liability Company
JFK Park Cellular Tower on Light Standard and Building**

Telecommunications Facility	\$ <u>50,000.00</u>	Location	<u>15115 Indian St., Moreno Valley CA 92553</u>
Bond No.	<u>0189921</u>	Premium	<u>\$250.00</u>
Surety	<u>Berkley Insurance Company</u>	Principal	<u>Sprint PCS Assets, LLC</u>
Contact Name (Print)	<u>Paige Turner</u>	Contact Name (Print)	<u>Paul Nuckols</u>
Address	<u>475 Steamboat Road</u>	Address	<u>6391 Sprint Parkway</u>
City/Zip	<u>Greenwich, CT 06830</u>	City/Zip	<u>Overland Park, KS 66251-2650</u>
Telephone	<u>816 556 4267</u>	Telephone	<u>913 315 9041</u>

WHEREAS, the City Council of the City of Moreno Valley, County of Riverside, State of California, and Sprint PCS Assets, LLC A Delaware Limited Liability Company (hereinafter designated as "Principal") have entered into, or are about to enter into the attached Telecommunications License Agreement whereby Principal agrees to install and complete the above-designated telecommunications facility, relating to Sprint PCS Assets, LLC A Delaware Limited Liability Company, which agreement is hereby referred to and made a part hereof; and,

WHEREAS, said principal is required under the terms of said agreement to furnish bond for the faithful performance of said agreement;

NOW, THEREFORE, we the Principal, and the undersigned as corporate Surety, are held and firmly bound to the City of Moreno Valley in the penal sum of Fifty Thousand Dollars (\$50,000), lawful money of the United States, for the payment of which sum will and truly to be made, we bind ourselves, our heirs, successors, executors and administrator, jointly and severally, firmly by these presents.

The condition of this obligation is such that if the above bonded Principal, his or its heirs, executors, administrators, successors, or assigns, shall in all things stand to and abide by, and well and truly keep and perform the covenants, conditions and provisions in the said agreement and any alteration thereof made as therein provided, on his or specified, and in all respects according to their true intent and meaning, and shall indemnify and save harmless to the City of Moreno Valley, its officers, agents and employees, as therein stipulated, then this obligation shall become null and void; otherwise, it shall be and remain in full force and effect.

Exhibit C

FAITHFUL PERFORMANCE BOND (Page 2 of 2)
PROJECT NO. SPRINT CELL TOWER, 15115 Indian St., Moreno Valley CA 92553

As part of the obligation secured hereby, and in addition to the face amount specified therefore, there shall be included costs and reasonable expenses and fees, including reasonable attorney's fees, incurred by City in successfully enforcing such obligation, all to be taxed as costs and included in any judgment rendered.

The surety hereby stipulates and agrees that no change, extension of time, alteration or addition to the terms of the agreement or to the work to be performed thereunder or the specifications accompanying the same shall in anywise affect its obligation on this bond, and it does hereby waive notice of any such change, extension of time, alteration or addition to the terms of the agreement or to the work or to the specifications. Surety further stipulates and agrees that the provisions of Section 2845 of the Civil Code are not a condition precedent to Surety's obligations hereunder and are hereby waived by Surety.

When the work covered by the agreement is complete, the City of Moreno Valley will issue a Certificate of Occupancy and thereupon the amount of the obligation of this bond can be exonerated.

IN WITNESS WHEREOF, this instrument has been duly executed by the Principal and Surety above named on January 9th, 2015.

PRINCIPAL

SURETY

Name: Sprint PCS Assets, LLC
Title: A Delaware Limited Liability Company

Name: Berkley Insurance Company
Title: Paige M. Turner, Attorney-in-Fact

Name: *George A. Liddy*
Title: Manager - Risk Management

Name: *Paige M. Turner*
Title: Attorney-in-Fact

**ATTACH NOTARIAL ACKNOWLEDGMENT OF SIGNATURE OF PRINCIPAL AND ATTORNEY-IN-FACT.
BOND COMPANY - ATTACH POWER OF ATTORNEY**

Approved as to form:

Date: *1-9-15*

[Signature]
City Attorney
City of Moreno Valley

V:\Development & Specs\Cell towers\UFK\Sprint\2014 Improvements\Amendment to License\CONTRACT AND DOCUMENTS\Faithful Performance Bond - Sprint.doc

Attachment: 1st Amendment US-CA-5259_GL_062615 (6526 : Second Amendment to Telecommunications Agreement with VB Run LLC)

POWER OF ATTORNEY
BERKLEY INSURANCE COMPANY
WILMINGTON, DELAWARE

NOTICE: The warning found elsewhere in this Power of Attorney affects the validity thereof. Please review carefully.

KNOW ALL MEN BY THESE PRESENTS, that BERKLEY INSURANCE COMPANY (the "Company"), a corporation duly organized and existing under the laws of the State of Delaware, having its principal office in Greenwich, CT, has made, constituted and appointed, and does by these presents make, constitute and appoint: *Michael J. Granacher, Keith A. Stiles, Paige M. Turner, Michael E. Kern or Sheryl J. Manger of Marsh USA, Inc. of Kansas City, MO* its true and lawful Attorney-in-Fact, to sign its name as surety only as delineated below and to execute, seal, acknowledge and deliver any and all bonds and undertakings, with the exception of Financial Guaranty Insurance, providing that no single obligation shall exceed **Fifty Million and 00/100 U.S. Dollars (U.S.\$50,000,000.00)**, to the same extent as if such bonds had been duly executed and acknowledged by the regularly elected officers of the Company at its principal office in their own proper persons.

This Power of Attorney shall be construed and enforced in accordance with, and governed by, the laws of the State of Delaware, without giving effect to the principles of conflicts of laws thereof. This Power of Attorney is granted pursuant to the following resolutions which were duly and validly adopted at a meeting of the Board of Directors of the Company held on January 25, 2010:

RESOLVED, that, with respect to the Surety business written by Berkley Surety Group, the Chairman of the Board, Chief Executive Officer, President or any Vice President of the Company, in conjunction with the Secretary or any Assistant Secretary are hereby authorized to execute powers of attorney authorizing and qualifying the attorney-in-fact named therein to execute bonds, undertakings, recognizances, or other suretyship obligations on behalf of the Company, and to affix the corporate seal of the Company to powers of attorney executed pursuant hereto; and said officers may remove any such attorney-in-fact and revoke any power of attorney previously granted; and further

RESOLVED, that such power of attorney limits the acts of those named therein to the bonds, undertakings, recognizances, or other suretyship obligations specifically named therein, and they have no authority to bind the Company except in the manner and to the extent therein stated; and further

RESOLVED, that such power of attorney revokes all previous powers issued on behalf of the attorney-in-fact named; and further

RESOLVED, that the signature of any authorized officer and the seal of the Company may be affixed by facsimile to any power of attorney or certification thereof authorizing the execution and delivery of any bond, undertaking, recognizance, or other suretyship obligation of the Company; and such signature and seal when so used shall have the same force and effect as though manually affixed. The Company may continue to use for the purposes herein stated the facsimile signature of any person or persons who shall have been such officer or officers of the Company, notwithstanding the fact that they may have ceased to be such at the time when such instruments shall be issued.

IN WITNESS WHEREOF, the Company has caused these presents to be signed and attested by its appropriate officers and its corporate seal hereunto affixed this 28 day of July, 2014.

Attest:

Berkley Insurance Company

(Seal)

By Ira S. Lederman
Senior Vice President & Secretary

By Jeffrey M. Hafter
Senior Vice President

WARNING: THIS POWER INVALID IF NOT PRINTED ON BLUE "BERKLEY" SECURITY PAPER.

STATE OF CONNECTICUT)

) ss:

COUNTY OF FAIRFIELD)

Sworn to before me, a Notary Public in the State of Connecticut, this 28 day of July, 2014, by Ira S. Lederman and Jeffrey M. Hafter who are sworn to me to be the Senior Vice President and Secretary, and the Senior Vice President, respectively, of Berkley Insurance Company.

MARIA C. RUNDBAKEN
NOTARY PUBLIC
MY COMMISSION EXPIRES
APRIL 30, 2019

Maria C. Rundbaker
Notary Public, State of Connecticut

CERTIFICATE

I, the undersigned, Assistant Secretary of BERKLEY INSURANCE COMPANY, DO HEREBY CERTIFY that the foregoing is a true, correct and complete copy of the original Power of Attorney; that said Power of Attorney has not been revoked or rescinded and that the authority of the Attorney-in-Fact set forth therein, who executed the bond or undertaking to which this Power of Attorney is attached, is in full force and effect as of this date.

Given under my hand and seal of the Company, this 9th day of January, 2015.

(Seal)

John F. Beers
John F. Beers

WARNING - Any unauthorized reproduction or alteration of this document is prohibited. The power of attorney, and not the seal, is the operative instrument. The background imprint, watermark, and configuration of the seal are not to be relied upon for authentication purposes.

Attachment: 1st Amendment US-CA-5259_GL_062615 (6526 : Second Amendment to Telecommunications Agreement with VB Run LLC)



CERTIFICATE OF LIABILITY INSURANCE

4/1/2016

DATE (MM/DD/YYYY)
3/23/2015

THIS CERTIFICATE IS ISSUED AS A MATTER OF INFORMATION ONLY AND CONFERS NO RIGHTS UPON THE CERTIFICATE HOLDER. THIS CERTIFICATE DOES NOT AFFIRMATIVELY OR NEGATIVELY AMEND, EXTEND OR ALTER THE COVERAGE AFFORDED BY THE POLICIES BELOW. THIS CERTIFICATE OF INSURANCE DOES NOT CONSTITUTE A CONTRACT BETWEEN THE ISSUING INSURER(S), AUTHORIZED REPRESENTATIVE OR PRODUCER, AND THE CERTIFICATE HOLDER.

IMPORTANT: If the certificate holder is an ADDITIONAL INSURED, the policy(ies) must be endorsed. If SUBROGATION IS WAIVED, subject to the terms and conditions of the policy, certain policies may require an endorsement. A statement on this certificate does not confer rights to the certificate holder in lieu of such endorsement(s).

PRODUCER Lockton Companies 444 W. 47th Street, Suite 900 Kansas City MO 64112-1906 (816) 960-9000	CONTACT NAME: _____ PHONE (A/C, No, Ext): _____ FAX (A/C, No): _____ E-MAIL ADDRESS: _____	
	INSURER(S) AFFORDING COVERAGE	
INSURED 14971 SPRINT PCS ASSETS, L.L.C. 6480 SPRINT PARKWAY OVERLAND PARK KS 66251	INSURER A: Continental Casualty Company A (XV) CA	NAIC # 20443
	INSURER B: American Casualty Company of Reading, PA	20427 A (XV) CA
	INSURER C: Transportation Insurance Company A (XV) CA	20494
	INSURER D: Starr Surplus Lines Insurance Company A (XV) CA	3604
	INSURER E: _____	_____

COVERAGES SPRCO03 **CERTIFICATE NUMBER: 2131937** **REVISION NUMBER: XXXXXXXX**

THIS IS TO CERTIFY THAT THE POLICIES OF INSURANCE LISTED BELOW HAVE BEEN ISSUED TO THE INSURED NAMED ABOVE FOR THE POLICY PERIOD INDICATED. NOTWITHSTANDING ANY REQUIREMENT, TERM OR CONDITION OF ANY CONTRACT OR OTHER DOCUMENT WITH RESPECT TO WHICH THIS CERTIFICATE MAY BE ISSUED OR MAY PERTAIN, THE INSURANCE AFFORDED BY THE POLICIES DESCRIBED HEREIN IS SUBJECT TO ALL THE TERMS, EXCLUSIONS AND CONDITIONS OF SUCH POLICIES. LIMITS SHOWN MAY HAVE BEEN REDUCED BY PAID CLAIMS.

INSR LTR	TYPE OF INSURANCE	ADDL INSD	SUBR WVD	POLICY NUMBER	POLICY EFF (MM/DD/YYYY)	POLICY EXP (MM/DD/YYYY)	LIMITS
A	<input checked="" type="checkbox"/> COMMERCIAL GENERAL LIABILITY <input type="checkbox"/> CLAIMS-MADE <input checked="" type="checkbox"/> OCCUR <input checked="" type="checkbox"/> CONTRACTUAL LIAB <input checked="" type="checkbox"/> *TENANTS LEGAL LIAB GEN'L AGGREGATE LIMIT APPLIES PER: <input checked="" type="checkbox"/> POLICY <input type="checkbox"/> PRO-JECT <input type="checkbox"/> LOC <input type="checkbox"/> OTHER	Y	Y	GL5082521363	4/1/2014	4/1/2017	EACH OCCURRENCE \$ 2,000,000 DAMAGE TO RENTED PREMISES (Ea occurrence) \$ XXXXXXXX MED EXP (Any one person) \$ XXXXXXXX PERSONAL & ADV INJURY \$ 2,000,000 GENERAL AGGREGATE \$ 10,000,000 PRODUCTS - COMPROP AGG \$ 3,000,000
A	AUTOMOBILE LIABILITY <input checked="" type="checkbox"/> ANY AUTO <input type="checkbox"/> ALL OWNED AUTOS <input type="checkbox"/> SCHEDULED AUTOS <input type="checkbox"/> HIRED AUTOS <input type="checkbox"/> NON-OWNED AUTOS	Y	N	BUA5082521315	4/1/2014	4/1/2017	COMBINED SINGLE LIMIT (Ea accident) \$ 2,000,000 BODILY INJURY (Per person) \$ XXXXXXXX BODILY INJURY (Per accident) \$ XXXXXXXX PROPERTY DAMAGE (Per accident) \$ XXXXXXXX Garagekeepers \$ Included
D	<input checked="" type="checkbox"/> UMBRELLA LIAB <input checked="" type="checkbox"/> OCCUR <input type="checkbox"/> EXCESS LIAB <input type="checkbox"/> CLAIMS-MADE DED _____ RETENTION \$ _____	N	N	1000040033151	4/1/2015	4/1/2016	EACH OCCURRENCE \$ 10,000,000 AGGREGATE \$ 10,000,000 \$ XXXXXXXX
C B B	WORKERS COMPENSATION AND EMPLOYERS' LIABILITY ANY PROPRIETOR/PARTNER/EXECUTIVE OFFICER/MEMBER EXCLUDED? (Mandatory in NH) <input type="checkbox"/> If yes, describe under DESCRIPTION OF OPERATIONS below	Y/N N	N/A	WC5082521282(RETRO) WC5082521296(DEDUCTIBLE) WC5082521279 (CA) N/A IN MONOPOLISTIC STATES	4/1/2015 4/1/2015 4/1/2015	4/1/2016 4/1/2016 4/1/2016	<input checked="" type="checkbox"/> PER STATUTE <input type="checkbox"/> OTHER E L EACH ACCIDENT \$ 1,000,000 E L DISEASE - EA EMPLOYEE \$ 1,000,000 E L DISEASE - POLICY LIMIT \$ 1,000,000

DESCRIPTION OF OPERATIONS / LOCATIONS / VEHICLES (Attach ACORD 101, Additional Remarks Schedule, may be attached if more space is required)
 *FIRE DAMAGE IS INCLUDED IN BROADER TENANTS LEGAL LIABILITY FORM WITH LIMITS OF \$1,000,000 PER OCCURRENCE THE CITY OF MORENO VALLEY, THE MORENO VALLEY COMMUNITY SERVICES DISTRICT, AND THE MORENO VALLEY HOUSING AUTHORITY, THEIR OFFICERS, EMPLOYEES, AND AGENTS ARE ADDITIONAL INSURED, WHICH IS ON A PRIMARY BASIS, AND ALL OTHER INSURANCE SHALL BE NON-CONTRIBUTORY, AND SUBROGATION IS WAIVED, WHERE REQUIRED BY CONTRACT AND SUBJECT TO POLICY TERMS AND CONDITIONS RE INSTALLATION, OPERATION & MAINTENANCE OF TELECOMMUNICATIONS EQUIPMENT

LEASED LOCATION - Site ID: RV62XC902, 15115 INDIAN STREET MORENO VALLEY CA

CERTIFICATE HOLDER 2131937 THE CITY OF MORENO VALLEY 14075 FREDERICK ST. MORENO VALLEY CA 92553	CANCELLATION See Attachments SHOULD ANY OF THE ABOVE DESCRIBED POLICIES BE CANCELLED BEFORE THE EXPIRATION DATE THEREOF, NOTICE WILL BE DELIVERED IN ACCORDANCE WITH THE POLICY PROVISIONS.
	AUTHORIZED REPRESENTATIVE

ACORD 25 (2014/01)

The ACORD name and logo are registered marks of ACORD ©1988-2014 ACORD CORPORATION. All rights reserved

Attachment: 1st Amendment US-CA-5259_GL_062615 (6526 : Second Amendment to Telecommunications Agreement with VB Run LLC)

SHOULD ANY OF THE DESCRIBED POLICIES BE CANCELLED BEFORE THE EXPIRATION DATE THEREOF, THE ISSUING INSURER WILL MAIL WRITTEN NOTICE IN ACCORDANCE WITH THE POLICY PROVISIONS TO THE CERTIFICATE HOLDER NAMED WITHIN THE STATED TIME FRAMES OF 30 DAYS, EXCEPT FOR REASON OF NON-PAYMENT OF PREMIUM AT 10 DAYS. FAILURE TO DO SO SHALL IMPOSE NO OBLIGATION OR LIABILITY OF ANY KIND UPON THE INSURER, ITS AGENTS OR REPRESENTATIVES.

Miscellaneous Attachment : M463964
Master ID: 14971, Certificate ID: 2131937

POLICY NUMBER: GL5082521363 ✓

COMMERCIAL GENERAL LIABILITY

THIS ENDORSEMENT CHANGES THE POLICY. PLEASE READ IT CAREFULLY.

**ADDITIONAL INSURED -- OWNERS, LESSEES OR
CONTRACTORS (FORM B)**

This endorsement modifies insurance provided under the following:

COMMERCIAL GENERAL LIABILITY COVERAGE PART.

SCHEDULE

Name of Person or Organization:

(If no entry appears above, information required to complete this endorsement will be shown in the Declarations as applicable to this endorsement.)

WHO IS AN INSURED (Section II) is amended to include as an insured the person or organization shown in the Schedule, but only with respect to liability arising out of "your work" for that insured by or for you.

CG 20 10 11 85 Copyright, Insurance Services Office, Inc., 1984

Attachment Code : 11245
Certificate ID : 2131937

Attachment: 1St Amendment US-CA-5259_GL_062615 (6526 : Second Amendment to Telecommunications Agreement with VB Run LLC)

POLICY NUMBER:
GL5082521363 ✓

COMMERCIAL GENERAL LIABILITY
CG 20 10 07 04

THIS ENDORSEMENT CHANGES THE POLICY. PLEASE READ IT CAREFULLY.

**ADDITIONAL INSURED - OWNERS, LESSEES OR
CONTRACTORS - SCHEDULED PERSON OR
ORGANIZATION**

This endorsement modifies insurance provided under the following:

COMMERCIAL GENERAL LIABILITY COVERAGE PART

Name Of Additional Insured Person(s) Or organization(s):	SCHEDULE	Location(s) Of
---	----------	----------------

Information required to complete this Schedule, if not shown above, will be shown in the Declarations.

A. Section II - Who Is An Insured is amended to include as an additional insured the person(s) or organization(s) shown in the Schedule, but only with respect to liability for "bodily injury", "property damage" or "personal and advertising injury" caused, in whole or in part, by:

1. Your acts or omissions; or
2. The acts or omissions of those acting on your behalf;

in the performance of your ongoing operations for the additional insured(s) at the location(s) designated above.

B. With respect to the insurance afforded to these additional insureds, the following additional exclusions apply:

This insurance does not apply to "bodily injury" or "property damage" occurring after:

1. All work, including materials, parts or equipment furnished in connection with such work, on the project (other than service, maintenance or repairs) to be performed by or on behalf of the additional insured(s) at the location of the covered operations has been completed; or
2. That portion of "your work" out of which the injury or damage arises has been put to its intended use by any person or organization other than another contractor or subcontractor engaged in performing operations for a principal as a part of the same project.

CG 20 10 07 04

ISO Properties, Inc., 2004

Attachment Code : D461205
Certificate ID : 2131937

Attachment: 1St Amendment US-CA-5259_GL_062615 (6526 : Second Amendment to Telecommunications Agreement with VB Run LLC)

POLICY NUMBER: GL5082521363 ✓

COMMERCIAL GENERAL LIABILITY
CG 20 37 07 04

THIS ENDORSEMENT CHANGES THE POLICY. PLEASE READ IT CAREFULLY.

**ADDITIONAL INSURED - OWNERS, LESSEES OR
CONTRACTORS - COMPLETED OPERATIONS**

This endorsement modifies insurance provided under the following:

COMMERCIAL GENERAL LIABILITY COVERAGE PART

SCHEDULE

**Name Of Additional Insured Person(s) Or Organization(s):
Or Organization(s):**

ANY PERSON OR ORGANIZATION FOR WHOM THE NAMED INSURED IS REQUIRED TO
PROVIDE SUCH COVERAGE UNDER THE TERMS OF A WRITTEN CONTRACT.

Location(s) of Covered Operations

IF ANY

Section II - Who Is An Insured is amended to include as an additional insured the person(s) or organization(s) shown in the Schedule, but only with respect to liability for "bodily injury" or "property damage" caused, in whole or in part, by "your work" at the location designated and described in the schedule of this endorsement performed for that additional insured and included in the "products-completed operations hazard".

G-56015-B (ED. 11/91)

Attachment Code : D486859
Certificate ID : 2131937

Attachment: 1St Amendment US-CA-5259_GL_062615 (6526 : Second Amendment to Telecommunications Agreement with VB Run LLC)

POLICY NUMBER:
GL5082521363 ✓

INSURED NAME AND ADDRESS
SPRINT CORPORATION
6200 SPRINT PARKWAY
OVERLAND PARK, KS 66251

POLICY CHANGES

WAIVER OF TRANSFER OF RIGHTS OF RECOVERY CG2404

**This Change Endorsement changes the Policy. Please read it carefully.
This Change Endorsement is a part of your Policy and takes effect on the
effective date of your Policy, unless another effective date is shown.**

CG 2404 0509

WAIVER OF TRANSFER OF RIGHTS OF RECOVERY AGAINST OTHERS TO US

This endorsement modifies insurance provided under the following:

COMMERCIAL GENERAL LIABILITY COVERAGE PART
PRODUCTS/COMPLETED OPERATIONS LIABILITY COVERAGE PART

SCHEDULE

Name Of Person Or Organization:
ANY PERSON OR ORGANIZATION FOR WHOM THE NAMED INSURED IS REQUIRED TO PROVIDE SUCH COVERAGE UNDER THE TERMS OF A WRITTEN CONTRACT.
Information required to complete this Schedule, if not shown above, will be shown in the Declarations.

The following is added to Paragraph 8. **Transfer Of Rights Of Recovery Against Others To Us of Section IV – Conditions:**

We waive any right of recovery we may have against the person or organization shown in the Schedule above because of payments we make for injury or damage arising out of your ongoing operations or "your work" done under a contract with that person or organization and included in the "products-completed operations hazard". This waiver applies only to the person or organization shown in the Schedule above.

G-56015-B (ED. 11/91)

Miscellaneous Attachment : M458995
Certificate ID : 2131937

Attachment: 1st Amendment US-CA-5259_GL_062615 (6526 : Second Amendment to Telecommunications Agreement with VB Run LLC)

POLICY NUMBER
GL5082521363 ✓

INSURED NAME AND ADDRESS
SPRINT CORPORATION
6200 SPRINT PARKWAY
OVERLAND PARK, KS 66251

POLICY CHANGES
WHEN REQUIRED IN CONTRACT-PRIMARY

This Change Endorsement changes the Policy. Please read it carefully.
This Change Endorsement is a part of your Policy and takes effect on the effective date of your Policy, unless another effective date is shown.

ENDORSEMENT BB

WHEN REQUIRED BY CONTRACT - PRIMARY AND NON-CONTRIBUTING

IT IS AGREED THAT THE INSURANCE PROVIDED TO OTHER PARTIES UNDER THIS POLICY SHALL BE PRIMARY AND NON-CONTRIBUTING WITH OTHER INSURANCE AVAILABLE TO THE OTHER PARTY TO THE EXTENT REQUIRED IN CONTRACT. ✓

Chairman of the Board

G-56015-B (ED. 11/91)

Secretary

Miscellaneous Attachment : M458997
Certificate ID : 2131937

Attachment: 1St Amendment US-CA-5259_GL_062615 (6526 : Second Amendment to Telecommunications Agreement with VB Run LLC)

POLICY NUMBER
GL5082521363 ✓

INSURED NAME AND ADDRESS
SPRINT CORPORATION
6200 SPRINT PARKWAY
OVERLAND PARK, KS 66251

POLICY CHANGES
ADDITIONAL INSURED-DESIGNATED PERSON CG2026

**This Change Endorsement changes the Policy. Please read it carefully.
This Change Endorsement is a part of your Policy and takes effect on the
effective date of your Policy, unless another effective date is hown.**

CG 2026 0704

THIS ENDORSEMENT CHANGES THE POLICY. PLEASE READ IT CAREFULLY.

**ADDITIONAL INSURED - DESIGNATED
PERSON OR ORGANIZATION**

This endorsement modifies insurance provided under the following:

COMMERCIAL GENERAL LIABILITY COVERAGE PART

SCHEDULE

<p>Name Of Additional Insured Person(s) Or Organization(s) ANY PERSON OR ORGANIZATION FOR WHOM ADDITION AS AN ADDITIONAL INSURED USING THIS FORM IS SPECIFICALLY REQUIRED IN A WRITTEN CONTRACT OR AGREEMENT</p>
<p>Information required to complete this Schedule, if not shown above, will be shown in the Declarations.</p>

Section II - Who Is An Insured is amended to include as an additional insured the person(s) or organization(s) shown in the Schedule, but only with respect to liability for "bodily injury", "property damage" or "personal and advertising injury" caused, in whole or in part, by your acts or omissions or the acts or omissions of those acting on your behalf:

- A. In the performance of your ongoing operations; or
- B. In connection with your premises owned by or rented to you.

G-56015-B (ED. 11/91)

Attachment Code : D459175
Certificate ID : 2131937

Attachment: 1St Amendment US-CA-5259_GL_062615 (6526 : Second Amendment to Telecommunications Agreement with VB Run LLC)

CNA

Policy Number: WC5082521279 ✓

G-19160-A
(Ed. 01/93)**WORKERS' COMPENSATION AND EMPLOYERS' LIABILITY INSURANCE POLICY**

BLANKET WAIVER OF OUR RIGHT TO RECOVER FROM OTHERS

This endorsement changes the policy to which it is attached.

It is agreed that **Part One - Workers' Compensation Insurance G. Recovery From Others** and **Part Two - Employers' Liability Insurance H. Recovery From Others** are amended by adding the following:

We will not enforce our right to recover against persons or organizations. (This agreement applies only to the extent that you perform work under a written contract that requires you to obtain this agreement from us.)

PREMIUM CHARGE -


5% of the total standard premium for California exposure.

G-19160-A
(Ed. 01/93)

Page 1 of 1

Miscellaneous Attachment : M469588
Certificate ID : 2131937

Attachment: 1St Amendment US-CA-5259_GL_062615 (6526 : Second Amendment to Telecommunications Agreement with VB Run LLC)



City Clerk's Office

14177 Frederick Street
 P.O. Box 88005
 Moreno Valley, CA 92552-0805
 Telephone: 951.413.3001
 FAX: 951.413.3009

January 11, 2005

Cynthia Jolly
 SPRINT PCS
 18200 Von Karman, Suite 100
 Irvine, CA 92612

Subject: Telecommunications License Agreement with Sprint PCS Assets, LLC,
 A Delaware Limited Liability Company

Dear Ms. Jolly:

At its regular meeting of November 9, 2004, the City Council approved the above-subject Agreement. Enclosed please find your copy of the Agreement, which has been signed on behalf of the City of Moreno Valley.

If you have any questions regarding this agreement, please contact Daria Padegimas, Consultant Real Property Agent, at (951) 413-3131.

Sincerely,

MARGARET E. AYARS
 Assistant City Clerk

MA

Enclosure

c: Daria Padegimas, Capital Projects
 Dolly Gonzales, Finance
 Rix Skonberg, Purchasing
 Steve Olson, Starbridge Communications

\\tok\shared\InterDept\Council-Clerk\City Clerk Files\Margie\agreement.doc

Attachment: Original AgreementUS-CA-5259_GL_010505 (6526 : Second Amendment to Telecommunications Agreement with VB Run LLC)

CITY OF MORENO VALLEY
TELECOMMUNICATIONS LICENSE AGREEMENT

This Telecommunications License Agreement ("License") is effective as of the date signed by Licensor and is by and between THE CITY OF MORENO VALLEY hereinafter called "Licensor," and SPRINT PCS ASSETS, LLC, A DELAWARE LIMITED LIABILITY COMPANY, hereinafter called "Licensee."

The parties agree as follows:

1. Premises.

Licensor owns the real property legally described in Exhibit "A" hereinafter called "Property." Subject to the following terms and conditions, Licensor licenses to Licensee that portion of Licensor's Property depicted in Exhibit "B," including all necessary and reasonable access and utility rights for installation, operation, and maintenance of Licensee's equipment, structures, and utilities (the "Premises"). Exhibit "C," Conditional Use Permit and Conditions of Approval, is attached hereto and incorporated by reference into this License Agreement.

2. Use.

- A. The Premises may be used by Licensee for any lawful activity in connection with the provision of mobile/wireless communications services, including without limitation, the transmission and the reception of radio communication signals on various frequencies and the construction, maintenance and operation of related communications facilities, subject to the terms and conditions of this License.
- B. Licensee shall use the Premises in compliance with all applicable laws, statutes, ordinances, rules, regulations and orders in effect.
- C. Licensor agrees, at no expense to Licensor, to cooperate with Licensee, in making application for and obtaining all licenses, permits and any and all other necessary approvals that may be required for Licensee's intended use of the Premises.
- D. The terms and conditions in this License are offered solely to Licensee as an inducement to execute the License for the Premises. Licensor would not necessarily license the Premises to another licensee on such favorable terms and conditions, it being understood that Licensor is specifically relying on the identity of Licensee in agreeing to the terms and conditions in this License. Licensee acknowledges that the License terms and conditions are for Licensee's benefit only so long as Licensee operates the business allowed by this License. But for the previously stated reasons, Licensor would not enter into this License. Therefore, Licensee shall not voluntarily, involuntarily, or by operation of laws, sublicense all or any part

of the Premises or allow it to be assigned or sublicensed to any person or entity other than Licensee except as otherwise permitted under Section 13.

- E. Licensee shall not voluntarily, involuntarily, or by operation of laws, sublicense all or any part of the Premises or allow it to be sublicensed, to any person or entity other than Licensee (except as otherwise permitted under Section 13) without the prior written approval of Licensor, which approval will not be unreasonably withheld, delayed or conditioned. In the event Licensee sublicenses or permits the collocation of equipment or antenna space within the Premises or on Licensee's pole to a communications carrier unaffiliated to Licensee, the Rent (as defined below) due under this License shall increase by an amount equal to Fifty Percent (50%) of the current rent at the time of the sublicensing or collocation for each month the additional carrier's equipment is located within the Premises or on the pole. Notwithstanding anything in this License to the contrary, nothing in this License shall prohibit the shared use of Licensee's Facilities (as defined below) with another party pursuant to a strategic alliance, roaming, or other agreement with Licensee; provided, however, such third party does not install any equipment in or upon the Premises.

3. Conditions Precedent.

This License is conditioned upon Licensee obtaining all necessary federal, state, or local governmental permits and approvals enabling Licensee to construct and operate mobile/wireless communications facilities on the Premises.

4. Term.

This License is binding and in effect upon full execution and delivery by Licensor and Licensee. The term of this License ("Term") shall be five (5) years commencing sixty (60) days after Licensee has obtained all permits and approvals necessary to construct and operate Licensee's Facilities (as defined in Section 6B below) on the Premises ("Commencement Date"). Licensee shall have the right to extend the Term of this License for five (5) additional terms ("Renewal Term") of five (5) years each. The terms and conditions for the Renewal Term shall be the same terms and conditions of this License, except that the Rent shall be increased as set forth in Section 5. This License shall automatically be extended for each successive five (5) year Renewal Term unless notice is provided in writing of Licensor's, or Licensee's intention not to extend this License at least thirty (30) days but not more than 180 days prior to the expiration of the first five year Term or any Renewal Term.

5. Rent.

- A. In consideration of the rights granted by this License, upon the Commencement Date, Licensee shall pay Licensor the sum of Twenty-

Four Thousand Dollars (\$24,000.00) per year as rent ("Rent"). Rent shall be payable on the Commencement Date, in advance, and on each anniversary of the Commencement Date thereafter to Licensor at the address specified in Section 18 below. The rent shall increase at a rate of 3% each year.

- B. If the Rent is not received by Licensor on or before the thirtieth (30th) day following the due date, it shall be deemed delinquent. If the Rent is not paid before delinquency, then the amount due and unpaid shall be subject to a late charge at the rate of five percent (5%) of the overdue amount, without limitation to Licensor's other rights and remedies under this License.
- C. Licensee may request to expand the Premises if Licensor demands in best interest of Licensor then Licensee will submit plan for its equipment beyond the square footage of the Premises with Licensor's prior written consent, which consent shall not be unreasonably withheld, conditioned, or delayed, and Rent shall be increased in proportion to the extra square footage included in the revised Premises.

6. Improvements; Access.

- A. Licensee shall have the right (but not the obligation) at any time following the full execution and delivery of this License and prior to the Commencement Date, to enter the Premises for the purpose of making necessary inspections and engineering surveys (and soil tests where applicable) and other reasonably necessary tests (collectively "Tests") to determine the suitability of the Premises for Licensee's Facilities (as defined herein) and for the purpose of preparing for the construction of Licensee's Facilities. During any Tests or pre-construction work, Licensee will have in effect the insurance required in Section 12, Insurance. Licensee will notify Licensor of any proposed Tests or pre-construction work and will coordinate the scheduling of same with Licensor. If Licensee determines that the Premises are unsuitable for Licensee's contemplated use, then Licensee will notify Licensor and this License will terminate.
- B. Subject to all terms and conditions of this License, Conditional Use Permit, and Approved Plans and Specs, Licensee has the right to construct, maintain and operate on the Premises radio communications facilities, including but not limited to, radio frequency transmitting and receiving equipment, batteries, utility lines, transmission lines, radio frequency transmitting and receiving antennas and structures, ("Licensee's Facilities") and lighting as specifically identified on the attached Exhibit B. In connection therewith, Licensee has the right to do all work necessary to prepare, add, maintain and alter the Premises for Licensee's communications operations and to install utility lines and transmission lines connecting antennas to transmitters and receivers, except that any change to the Licensee's Facilities adversely and materially affecting the

visual appearance of the Premises, any modification of equipment which places an additional load on the Licensor's electrical system requiring an increase in Licensee's 200 amp service panel size and capacity shall be prohibited until approved in writing by Licensor, and such approval will not be unreasonably withheld, unreasonably conditioned or unreasonably delayed. Notwithstanding the forgoing, Licensee shall be entitled to exchange and replace equipment and antennas within the Premises provided that (i) any new equipment is either not physically or materially greater in size or not visible to the public; or (ii) any antennas are not substantially greater in size than those previously installed.

- C. Licensee shall submit an application to the City of Moreno Valley for a Conditional Use Permit and pay all applicable fees. Subject to the approval of a Conditional Use Permit, Licensee shall construct, maintain and operate said Facilities in accordance with the Conditions of Approval as set forth by the City's CEDD Planning, Building & Safety, Parks & Recreation Departments, and the Fire Prevention Bureau, et al, during the plan review process.
- D. Licensee shall obtain and pay for all building permits and fees as required. Temporary fencing shall be placed around the construction site for the duration of construction.
- E. As part of the installation of Licensee's Facilities, Licensee shall have the right to install electrical service, at Licensee's expense, including, but not limited to primary power and installation of an emergency back-up power system for Licensee's Facilities. Subject to Licensor's approval of the location, which approval shall not be unreasonably withheld, Licensee shall have the right to place utilities on (or to bring utilities across) Licensor's Property in order to service the Premises and Licensee's Facilities.
- F. Licensee shall commence and diligently pursue all of the construction and installation work described in this Section 6 so as to fully complete said work within 180 days of the Commencement Date subject to reasonable extension of time due to events of force majeure.
- G. All of Licensee's construction and installation work shall be performed at Licensee's sole cost and expense, in a good and workmanlike manner as defined by the prevailing industry standard.
- H. The Licensee shall have Performance Bond, and a Labor and Material Bond for all work associated with construction of Licensee facilities in amounts and form as required by the Licensor.
- I. Title to Licensee's Facilities installed or placed on the Premises by Licensee shall be held by Licensee. Licensee has the right to remove all of Licensee's Facilities at its sole expense on or before the expiration or termination of this License, except those portions of Licensee's Facilities

which are full integrated into Licensor owned property and ballfield lighting system. It is the intent of the parties that electrical service and lighting for park facilities, including but not limited to park ballfield lighting, shall be a permanent Licensor installation and all electrical service components, panels, conduits, conductors, and shall remain in place upon termination of this License and title to same shall revert to the City of Moreno Valley. Upon termination of this License the Licensor shall have the option to have Licensee's structures and buildings removed at Licensee's sole expense or to have them remain in place. The Licensor will notify the Licensee thirty (30) days prior to the termination or expiration of this License as to the option of leaving or removing the structure. If said buildings and structures are allowed to remain in place title to same shall revert to the City of Moreno Valley. Licensor shall take title to said facilities in their then existing "AS-IS, WHERE-IS" condition, without representation or warranty from Licensee. All of Licensee's communication equipment shall at all times be and remain Licensee's personal property, not be considered fixtures, and in no event shall any part of Licensee's communications equipment be deemed or considered "integrated into Licensor owned property."

- J. Licensor shall provide continuous access to Licensee, Licensee's employees, agents, contractors and subcontractors a designated access route on Exhibit B to the Premises twenty-four (24) hours a day, seven (7) days a week, at no charge to Licensee. Licensor represents and warrants that it has full rights of ingress to and egress from the Premises, and hereby grants such rights to Licensee to the extent required to construct, maintain, install and operate Licensee's Facilities on the Premises. Licensee's exercise of such rights shall not cause undue inconvenience to the Licensor. Except in the event of an emergency (including equipment failure), Licensee shall provide a minimum of twenty-four (24) hours notice to the City Parks and Facilities Division prior to access of the Premises for scheduled routine maintenance and other major work.
- K. For additional access and utility rights beyond those provided to Licensee by Licensor in this License, it shall be the responsibility of Licensee to obtain and pay for all additional easements, rights of entry and all incidentals necessary to Licensee's operations upon the Premises.
- L. Licensor shall maintain an access pathway from a public roadway to the Premises in a manner sufficient to allow access for Licensee's use of the Premises. Licensor shall be responsible for maintaining and repairing such access pathway, at its sole expense, except for any damage caused by Licensee's use of such access pathway; or replace damaged items. If Licensee causes any such damage, Licensee shall promptly repair all damages within ten (10) working days of Licensee's receipt of written notice from the Licensor. If the Licensee fails to make such repair or replacement within ten (10) working days of Licensee's receipt of written notice, the Licensor may cause the work to be done and the costs incurred

thereby shall become the liability of the Licensee, and the Licensor shall be reimbursed said cost.

- M. Licensee shall fully and promptly pay for all utilities used by Licensee for the use, operation and maintenance of Licensee's Facilities in the Premises.
- N. Licensor shall be entitled to enter the Premises at any time to inspect Licensee's facilities for compliance with the terms of this License, and with all applicable Federal, state and local governmental regulations.
- O. Licensor retains the right to access the Premises during the term of this License for any purpose that does not interfere with Licensee's use of the Premises as provided herein.

7. Maintenance; Landscaping

- A. Licensee shall be responsible for repairing and maintaining Licensee's Facilities and any other improvements installed by Licensee on the Premises in a proper operating and reasonably safe condition. This shall include the repair of all damage incurred whether natural or man made.
- B. Upon acceptance of the site improvements, Licensor shall be responsible for all graffiti removal and abatement at the Premises. Licensee shall pay a graffiti removal and landscape maintenance fee in the amount of One Hundred Dollars (\$100.00) per month for said service. The abatement and landscape maintenance fee shall be noted as a separate line item.

8. Interference with Communications.

- A. Licensee agrees to install equipment of types and frequencies which will not cause interference to the currently existing communications equipment (as configured) of Licensor, Licensor's vendors, or other pre-existing licensees or lessees of the Premises. In the event Licensee's equipment causes such interference, Licensee shall cooperate with Licensor in determining the source and will immediately take all steps necessary to correct and eliminate the interference. If said interference cannot be eliminated within forty-eight (48) hours after receipt of written notice from Licensor to Licensee of the existence of such interference and Licensor has reasonably determined Licensee's equipment to be the source of said interference, Licensee shall discontinue use of the equipment creating said interference. Licensee shall shut down the interfering equipment except for intermittent operation for the purpose of testing after performing any maintenance, repair, modification, replacement or other action for the purpose of correcting such interference. If such interference is not corrected within thirty (30) days after receipt of the aforesaid notice, Licensee shall remove the interfering equipment from the Premises. In the event that the cause of such interference cannot be pinpointed to a particular piece of equipment or system, Licensee shall disconnect the

electric power and shut down all of its equipment until such time as the interference problem is corrected. If such interference is not corrected within thirty (30) days after receipt of the aforesaid notice, Licensee shall remove its equipment from the Premises within an additional ten (10) day period. Licensor shall not be liable to Licensee for any interruption of service of Licensee unless caused by Licensor or for interference with the operation of Licensee's equipment unless caused by Licensor.

- B. Notwithstanding the foregoing, in the event that said interference interferes with Licensor's own equipment as configured and installed as of the installation of a Licensee's equipment and in Licensor's sole and reasonable judgment, said interference jeopardizes the safe operation of Licensor's operations, Licensee will be responsible for eliminating the interference within twenty-four (24) hours, upon becoming aware of such interference. Licensor reserves the right to disconnect power to the interfering equipment if Licensee is unable to eliminate said interference within twenty-four (24) hours of said notification.
- C. Licensee has satisfied itself and hereby represents and warrants to Licensor that, to the best of Licensee's knowledge, no such interference shall result to the currently existing systems (as configured) of Licensor or other pre-existing licensees or lessees at the Premises. Licensee agrees to indemnify, hold harmless and defend Licensor against any claim or damage, including reasonable attorney's fees, arising out of such interference.
- D. Licensee shall be responsible for performing and providing documentation to the Licensor for all engineering studies to ensure that the placement of its equipment at the Premises will not cause interference with any existing equipment (as configured) placed there by Licensor and/or any other pre-existing licensees or lessees.
- E. It is emphasized that the primary use of the Premises is intended to include future and presently unknown Licensor uses, the integrity and security of which shall in no way be compromised by the Licensee. If during the Term of the License, Licensor's present or future operations requires installation of additional telecommunications equipment adjacent to the Premises, which equipment shall be owned and operated by Licensor or any other governmental agency, Licensor agrees to take all reasonable steps necessary not to affect or interfere with Licensee's right hereunder. If, however, such interference occurs despite the best efforts of both Licensor and Licensee, the Licensor's operational need shall prevail and Licensee shall be required to modify or remove their interfering equipment.
- F. Excepting pre-existing equipment located on the Premises prior to the date of this License, Licensor shall not allow any use of the Property which interferes with Licensee's use of the Premises. If such interference

occurs, Licensor shall promptly correct such interference within forty-eight (48) hours of Licensor's receipt of written notice from Licensee.

9. Taxes.

Licensee shall pay all taxes assessed against Licensee's Facilities. Pursuant to California Revenue and Taxation Code section 107.6, Licensee is notified that the property interest acquired by Licensee in the Premises under this License may be subject to property taxation as a possessory interest in real property, and Licensee may be subject to the payments of property taxes levied on that interest.

10. Termination.

This License shall not be revoked or terminated during the Term or any Renewal Term except as expressly stated in this License. This License may be terminated on thirty (30) days prior written notice as follows:

- A. by either party upon a default of any covenant, condition, or term hereof by the other party, which default is not cured within sixty (60) days of receipt of written notice of default, provided that if such default is curable, but not curable within such sixty (60) day period, then within such period of time as is reasonably necessary to accomplish such cure (in order to avail itself of this time period in excess of sixty (60) days, the defaulting party must send to the other party, within the sixty (60) day period, a written plan to cure the default, which is reasonably acceptable to the other party, and the defaulting party diligently commences and continues performance of such cure to completion according to the written plan).
- B. by Licensee if it does not obtain or maintain licenses, permits or other approvals necessary to the construction or operation of Licensee's Facilities; however, Licensee shall act with due diligence to obtain and maintain such agreements, licenses, permits, and other approvals;
- C. by Licensee if Licensee is unable to occupy or utilize the Premises due to ruling or directive of the Federal Communications Commission ("FCC") or other governmental or regulatory agency, including, but not limited to, a take back of channels or change in frequencies;
- D. by Licensee if Licensee determines that the Premises are not appropriate for its operations for economic, environmental or technological reasons, including without limitation, signal strength or interference; or
- E. by Licensee for any reason or for no reason, at any time during any Term of this License, subject to Sections 10.F and 10.G, provided Licensee delivers thirty (30) days written notice of termination to Licensor.
- F. In the event of a termination of this License, by Licensee, at any time within the initial Term of this License, Licensee shall pay to Licensor as

consideration of such early termination of fee equal to three (3) months of the then current Rent. Such fee shall be paid within thirty (30) days of the effective date of termination of this License.

- G. In the event of a termination of this License for any cause in any term after the initial five (5) year Term, except default and failure to cure by Licensor, Licensee shall not receive a refund of any rental amounts paid in advance to Licensor.

11. Condemnation.

If a condemning authority takes all of Licensor's Property, or a portion which in Licensee's opinion is sufficient to render the Premises unsuitable for Licensee's use, then this License shall terminate as of the date when possession is delivered to the condemning authority. In any condemnation proceeding each party shall be entitled to make a claim against the condemning authority for just compensation (which for Licensee shall include the value of Licensee's Facilities, prepaid rent, and any other amounts recoverable under condemnation law). Sale of all or part of the Premises to a purchaser with the power of eminent domain in the face of the exercise of its power of eminent domain shall be treated as a taking by a condemning authority.

12. Insurance

- A. Licensee shall maintain in full force and effect, at no expense to Licensor, the following insurance policies:
1. A comprehensive general liability insurance policy in the minimum amount of five million (\$5,000,000) dollars per occurrence for death, bodily injury, personal injury, or property damage;
 2. An automobile liability (owned, non-owned, and hired vehicles) insurance policy in the minimum amount of one million (\$1,000,000) dollars per occurrence;
- B. The insurance coverage required of the Licensee by section 12 shall also meet the following requirements:
1. The insurance shall be primary with respect to any insurance or coverage maintained by Licensor and shall not call upon Licensor insurance or coverage for any contribution.
 2. The insurance policies shall be endorsed for contractual liability and personal injury;
 3. The insurance policies shall be specifically endorsed to include the City of Moreno Valley, the Community Redevelopment Agency of the City of Moreno Valley (RDA), and the Moreno Valley

Community Services District (CSD), its officers, agents, employees, and volunteers, as additionally named insureds under the policies; and shall bear an endorsement substantially containing the following provisions:

Solely as respect to work done by or on behalf of the named insured for the City of Moreno Valley, it is agreed that the City of Moreno Valley, the Community Redevelopment Agency of the City of Moreno Valley (RDA), and the Moreno Valley Community Services District (CSD), its officers, employees and agents, are added as additional insured under this policy and the coverage provided hereunder shall be primary insurance and not contributing with any other insurance available to the City of Moreno Valley, California, the Community Redevelopment Agency of the City of Moreno Valley, and the Moreno Valley Community Services District, its officers, employees and agents; under any third party liability policy.

It is further agreed that the other insurance provision(s) of the policy are amended to conform therewith

4. Licensee shall provide to Licensor's Risk Manager, (a) Certificates of Insurance evidencing the insurance coverage required herein, and (b) specific endorsements naming Licensor, its officers, agents, employees, and volunteers, as additional named insureds under the policies;
 5. The insurance policies shall provide that the insurance carrier shall not cancel, terminate or otherwise modify the terms and conditions of said insurance policies except upon thirty (30) days written notice to Licensor's Risk Manager;
 6. If the insurance is written on a Claims Made Form, then, following termination of this License, said insurance coverage shall survive for a period of not less than five (5) years;
 7. The insurance policies shall provide for a retroactive date of the placement of Licensee's Facilities coinciding with the effective date of this License;
 8. The insurance shall be approved as to form and sufficiency by the Licensor's Risk Manager and the Licensor Attorney.
- C. If it employs any person, Licensee shall maintain worker's compensation and employer's liability insurance, as required by the State Labor Code and other applicable laws and regulations.

13. Successors and assigns.

Licensee may assign this License at any time subject to amending the Conditional Use Permit, and upon written notice to and approval of Licensor, which approval shall not be unreasonably withheld, conditioned or delayed, provided, however, Licensee shall have the right to sublease or assign its rights under this License without consent of Licensor, (i) to any of its partners, members, subsidiaries, affiliates, contract affiliates, or successor legal entities, (ii) to any entity acquiring substantially all of the assets of Licensee in the geographic region the Premises are located, or (iii) to any entity in connection with any financing, loan, security interest, pledge, or mortgage of Licensee's property. This License shall inure to the benefit of and be binding upon the heirs, successors and assigns of the parties.

14. Environmental Indemnification; Hazardous substances.

- A. Licensee hereby represents, warrants, covenants and agrees to and with Licensor that all of Licensee's operations or activities upon, or any use or occupancy of the Property by Licensee, or any portion thereof, by Licensee, shall be in all respects in compliance with all state, federal and local laws and regulations governing or in any way relating to the generation, handling, manufacturing, treatment, storage, use, transportation, spillage, leakage, dumping, discharge, or disposal (whether legal or illegal, accidental or intentional) of any Hazardous Substance (as defined below).
- B. If any investigation or monitoring of site conditions or any clean-up, containment, restoration, removal or other remedial work (collectively, the "Remedial Work") is required under any applicable federal, state or local law or regulation, by any judicial order, or by any governmental entity due to any Hazardous Substances brought on to or generated on the Property by Licensee, Licensee shall perform or cause to be performed the Remedial Work in compliance with such law, regulation, or order. All costs and expenses of such Remedial Work shall be paid by Licensee including, without limitation, all charges of Licensee's contractors, consultants and engineers and Licensor's reasonable attorney, architect's and/or consultant's fees and costs incurred in connection with monitoring or review of such Remedial Work. In the event Licensee shall fail to timely commence, or cause to be commenced, or fail to diligently prosecute to completion, such Remedial Work, Licensor may, but shall not be required to, cause such Remedial Work to be performed, and all reasonable costs and expenses thereof, or incurred in connection therewith, shall be reimbursed to Licensor.
- C. "Hazardous Substances" shall include without limitation:
1. Those substances included within the definitions of "hazardous substances," "hazardous materials," "toxic substances," or "solid

waste” in the Comprehensive Environmental Response Compensation and Liability Act of 1980 (42 U.S.C. § 9601 et seq.) (“CERCLA”), as amended by Superfund Amendments and Reauthorization Act of 1986 (Pub. L. 99-499 100 Stat. 1613) (“SARA”), the Resource Conservation and Recovery Act of 1976 (42 U.S.C. § 6901 et seq.) (“RCRA”), and the Hazardous Materials Transportation Act, 49 U.S.C. § 1801 et seq., and in the regulations promulgated pursuant to said laws, all as may be amended from time to time;

2. Those substances listed in the United States Department of Transportation Table (49 CFR 172.101 and amendments thereto) or by the Environmental Protection Agency (or any successor agency) as hazardous substances (40 CFR Part 30, and as may be amended from time to time);
3. Any material, waste or substance which is petroleum, asbestos, polychlorinated biphenyls, designated as a “hazardous substance” pursuant to Section 311 of the Clean Water Act, 33 U.S.C. 1251 et seq. (33 U.S.C. § 1321) or listed pursuant to Section 307 of the Clean Water Act (33 U.S.C. § 1317); or radioactive materials; and such other substances, materials, and wastes which are or become regulated as hazardous or toxic under applicable local, state, or federal law, or the United States government, or which are classified as hazardous or toxic under federal, state, or local laws or regulations.

15. Indemnity and Mutual Release.

Licensor and Licensee each indemnifies the other against and holds the other harmless from any and all costs (including reasonable attorney’s fees) and claims of liability or loss to the extent arising from the ownership, use and/or occupancy of the Licensor’s Property or Premises by the indemnifying party. This indemnity does not apply to any claims arising from the negligence or intentional misconduct of the indemnified party, breach of this License by the indemnified party, or violation of law by the indemnified party. The indemnity obligations under this Section will survive the termination of this License.

16. Attorneys’ fees; Litigation costs.

- A. If any action at law or in equity is brought to recover any Rent or other sums under this License, or for or on account of any breach of or to enforce or interpret any of the covenants, terms, or conditions of this License, or for the recovery of the possession of the Premises, the prevailing party shall be entitled to reasonable attorneys’ fees, costs and other expenses, in addition to any other relief to which such party may be entitled to the extent award by a court of law.

- B. Whenever provision is made in this License for the payment of attorney's fees, such fees shall be payable whether the legal services are rendered by a salaried employee for the party or by independent counsel and shall include such fees as are incurred in connection with any pretrial proceeding, trial or appeal of the action.
- C. Any award of damages following judicial remedy or arbitration as a result of the breach of this License or any of its provisions shall include an award of prejudgment interest from the date of the breach at the lesser of (i) the maximum amount of interest allowed by law or (ii) Ten Percent (10%).

17. Waiver of Incidental and Consequential Damages.

Neither party will assert any claim whatsoever against the other party for loss of anticipatory profits or any other indirect, special, incidental or consequential damages incurred as a result of the construction, installation, operation, maintenance, or replacement of personal property owned by either party, or Licensor's or Licensee's use of the Premises or Licensor's Property, including any and all losses incurred as a result of Licensor's or Licensee's actions or defaults.

18. Miscellaneous.

- A. **Severability.** If any provision of the License is invalid or unenforceable with respect to any party, the remainder of this License or the application of such provision to persons other than those as to whom it is held invalid or unenforceable, shall not be affected and each provision of this License shall be valid and enforceable to the fullest extent permitted by law.
- B. **Notices.** Any notice or demand required to be given herein shall be made by certified or registered mail, return receipt requested, or reliable overnight mail to the address of the respective parties set forth below:

City:
City of Moreno Valley
City Manager
14177 Frederick Street
Moreno Valley, CA 92552-0805

with a copy to:
City Engineer
14177 Frederick Street
Moreno Valley, CA 92552-0805

Licensee:
Sprint Contracts & Performance
Mailstop: KSOPHT0101-Z2650
6391 Sprint Parkway
Overland Park, KS 66251-2650

with a copy to:
Sprint Law Department
Mailstop: KSOPHT0101-Z2020
6391 Sprint Parkway
Overland Park, KS 66251-2020
Attn: Sprint Real Estate Attorney

- C. **Choice of Law.** This License shall be governed under the laws of the State of California and applicable Federal law.

- D. **Survival of Terms.** Terms and conditions of this License which by their sense and context survive the termination, cancellation or expiration of this License will so survive.
- E. **Entire Agreement.** The terms of this License (including the Exhibits, all of which are hereby incorporated by reference) are intended by the parties as the final expression of their agreement with respect to such terms. The parties further intend that this License constitutes the complete and exclusive statement of its terms and no extrinsic evidence whatsoever may be introduced in any proceeding, involving this License. The language in all parts of this License will in all cases be construed as a whole and in accordance with its fair meaning and not construed for or against either party.
- F. **Amendments and Modifications.** No amendments, modification or supplement, including those by custom, usage of trade, or course of dealing, of any provisions of this License shall be binding on any of the parties unless it is in writing and signed by the parties in interest at the time of the modification. No oral order, objection, claim, or notice by either party to the other shall affect or modify any of the terms or obligations contained in the License.
- G. **Venue.** At Licensor's option, any action by any party to this License shall be brought in the appropriate court of competent jurisdiction within the County of Riverside, notwithstanding any other provision of law which may provide that such action may be brought in some other location.
- H. **Waiver.** Failure by a party to insist upon the strict performance of any of the provisions of this License by the other party, or the failure by a party to exercise its rights upon the default of the other party shall not constitute a waiver of such party's right to insist and demand strict compliance by the other party with the terms of this License thereafter.

IN WITNESS WHEREOF, Licensor and Licensee have executed this Telecommunications License Agreement as of the date signed by Licensor.

City of Moreno Valley

Sprint PCS Assets, LLC.

BY: [Signature]
Mayor

BY: [Signature]

DATE: 1-5-2005

TITLE: AVP-Site Delivery
(President or Vice President)

WITNESS:
[Signature]

ATTEST:
[Signature]
City Clerk

APPROVED AS TO LEGAL FORM:
[Signature]
City Attorney

DATE: 11/4/04

- Enclosures: Exhibit "A" – Legal Description of City's Property
- Exhibit "B" – Description of Premises, Licensee's Facilities,
Incorporation of Plans by Reference
- Exhibit "C" – Conditional Use Permit and Conditions of Approval

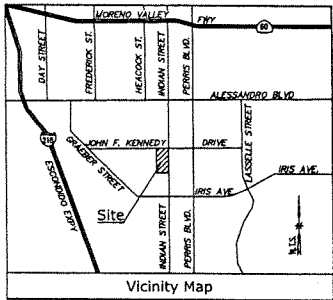
Attachment: Original AgreementUS-CA-5259_GL_010505 (6526 : Second Amendment to Telecommunications Agreement with VB Run LLC)

EXHIBIT A

LEGAL DESCRIPTION OF CITY'S PROPERTY

Licensor's Property of which Premises are a part is legally described as follows:

Attachment: Original AgreementUS-CA-5259_GL_010505 (6526 : Second Amendment to Telecommunications Agreement with VB Run LLC)



Title Report
THIS SURVEY HAS COMPLETED WITHOUT THE BENEFIT OF A TITLE REPORT.

Legal Description
LOT 'G' OF TRACT 18912-2, IN THE CITY OF MORENO VALLEY, COUNTY OF RIVERSIDE, STATE OF CALIFORNIA, FILED IN BOOK 8, PAGE 21 IN THE OFFICE OF THE COUNTY RECORDER OF SAID COUNTY.

Assessor's Parcel No.
486-042-028

Easements
NOT AVAILABLE

Access Easement & Lease Area
ACCESS EASEMENT:
BEING A STRIP OF LAND 12.00 FEET IN WIDTH, WITHIN LOT 'G' OF TRACT 18912-2, IN THE CITY OF MORENO VALLEY, COUNTY OF RIVERSIDE, STATE OF CALIFORNIA, FILED IN BOOK 8, PAGE 21 IN THE OFFICE OF THE COUNTY RECORDER OF SAID COUNTY, LYING 6.00 FEET ON EACH SIDE OF THE FOLLOWING DESCRIBED CENTERLINE:
COMMENCING AT THE MOST WESTERLY CORNER OF SAID LOT 'G', SAID POINT BEING ON A CURVE CONCAVE SOUTHWESTERLY, HAVING A RADIUS OF 125.00 FEET AND A RADIAL LINE TO SAID POINT THAT BEARS N021°45'42" E, THENCE SOUTHEASTERLY ALONG THE SOUTHWESTERLY LINE OF SAID LOT 'G', THROUGH A CENTRAL ANGLE OF 09°04'14", AN ARC DISTANCE OF 16.20 FEET TO THE POINT OF BEGINNING, THENCE N08°42'42" E, 44.18 FEET TO THE BEGINNING OF A TANGENT CURVE CONCAVE SOUTHEASTERLY, AND HAVING A RADIUS OF 130.00 FEET, THENCE NORTHEASTERLY ALONG SAID CURVE, THROUGH A CENTRAL ANGLE OF 49°04'14", AN ARC DISTANCE OF 107.48 FEET, THENCE N02°52'51" E, 16.07 FEET TO THE BEGINNING OF A TANGENT CURVE CONCAVE NORTHEASTERLY, AND HAVING A RADIUS OF 165.00 FEET, THENCE NORTHEASTERLY ALONG SAID CURVE, THROUGH A CENTRAL ANGLE OF 20°54'43", AN ARC DISTANCE OF 32.89 FEET, THENCE N14°27'02" E, 16.80, THENCE N02°12'42" E, 12.44 FEET TO A POINT HEREINAFTER REFERRED TO AS POINT "A", AND THE END OF SAID STRIP.

LEASE AREA:
BEGINNING AT POINT "A" AS DESCRIBED ABOVE, THENCE N10°25'32" E, 8.00 FEET, THENCE N07°04'20" E, 3.00 FEET, THENCE S02°32'22" E, 24.87 FEET, THENCE S27°02'15" E, 88.00 FEET, THENCE N10°52'52" E, 18.87 FEET TO THE POINT OF BEGINNING.

CONTAINING 888 SQUARE FEET OF LAND.

Date of Survey
FEBRUARY 6, 2004.

Basis of Bearings
THE STATE PLANE COORDINATES SYSTEM OF 1983 (NAD83), CALIFORNIA ZONE 10, BASED UPON THE NGS MONUMENT "TODDIT".

Bench Mark
THE NGS MONUMENT "TODDIT", ELEVATION 1722.3646 FEET (NAVD83).

Geographic Coordinates at Existing Light
NEED DATUM: LATITUDE 33°54'03.71" LONGITUDE 117°04'16.50"
1983 DATUM: LATITUDE 33°54'03.77" LONGITUDE 117°04'16.97"

Legend

CONCRETE	CONCRETE
CHAIN FENCE LINK	CHAIN FENCE LINK
FRESH SURFACE	FRESH SURFACE
FOUND MONUMENT	FOUND MONUMENT
GLAND POST	GLAND POST
LIGHT STANDARD	LIGHT STANDARD
POWER POLE	POWER POLE
PROPERTY LINE	PROPERTY LINE
TOP OF CLING	TOP OF CLING
TOP OF STRUCTURE	TOP OF STRUCTURE
TELEPHONE PULL BOX	TELEPHONE PULL BOX
ELECTRIC PULL BOX	ELECTRIC PULL BOX
WATER VALVE	WATER VALVE
NATURAL OBSTACLE	NATURAL OBSTACLE
SEWER CLEAN OUT	SEWER CLEAN OUT
ALLOY BALL	ALLOY BALL
QUARTER	QUARTER
BAR BY GRU	BAR BY GRU

Sprint.
Sprint PCS Assets, LLC

18200 VON KARMAN, SUITE #100
IRVINE, CA 92612

PROJECT INFORMATION:
JFK PARK
RV62XC902A
15115 INDIAN STREET
MORENO VALLEY, CA 91402
RIVERSIDE COUNTY

CURRENT ISSUE DATE:
04/05/04

ISSUED FOR:
DESIGN

REV.	DATE	DESCRIPTION	BY
1	02/10/04	SUBMITTAL	RG
1	02/18/04	CLIENT'S COMMENTS	RG
2	04/05/04	RELOCATE LEASE AREA	DG

PLANS PREPARED BY:
CALVADA SURVEYING, INC.
Los Angeles • San Francisco • Denver • Phoenix
108 Business Center Drive Phone: (909) 280-9980
Covina, CA 91760-1732 Fax: (909) 280-8748
www.calvada.com • (909) CALVADA (325-8232)
JOB NO. 04048

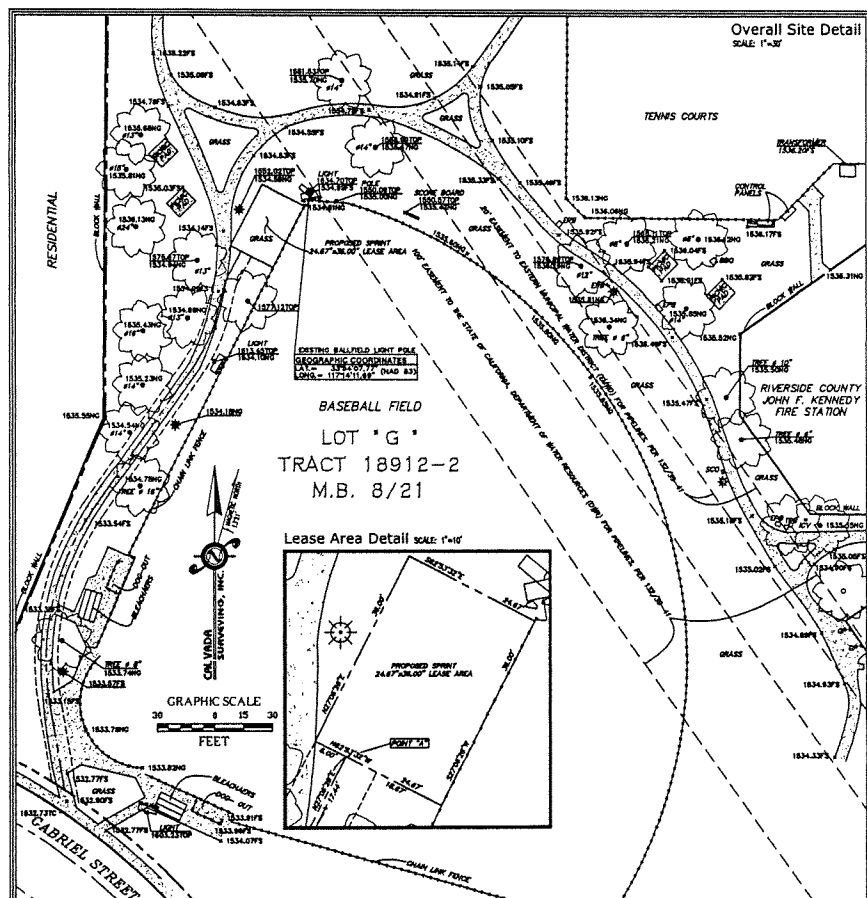
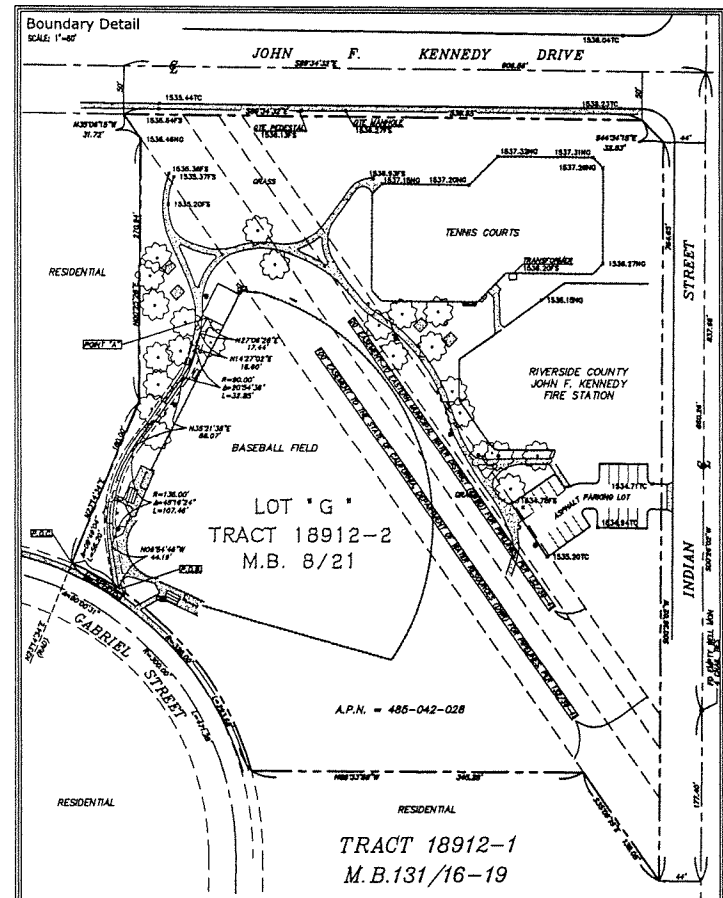
LICENSURE:

DRAWN BY: RG/JAC CHK.: ADD APV.: ADD

PROJECT MANGER/ARCHITECT:
EDG
CONNELL DESIGN GROUP
13413 ALLEN PARK DRIVE, SUITE 100, IRVINE, CA 92618
(949) 751-8811 OFFICE • (949) 751-8111 FAX

SHEET TITLE:
TOPOGRAPHIC SURVEY

SHEET NUMBER: 2
SHEET 1 OF 1 SHEETS CA04046



Attachment: Original Agreement US-CA-5259_GL_010505 (6526 : Second Amendment to

https://www.sprint-sms.com/docPathSprint/Temp/tmp_040924_AM090133_43716191_31S05124_3999/RV902 - Microsoft Internet Explorer

File Edit View Favorites Tools Help

Save a Copy Print Email Search Review & Comment Sign

Select Text 200%

Bookmarks Favorites Layers Pages Contexts

THE BENEFIT OF A TITLE REPORT.

Access Easement & Lease Area

ACCESS EASEMENT:
 BEING A STRIP OF LAND, 12.00 FEET IN WIDTH, WITHIN LOT G OF TRACT 18912-2, IN THE CITY OF MORENO VALLEY, COUNTY OF RIVERSIDE, STATE OF CALIFORNIA, FILED IN BOOK 8, PAGE 21 IN THE OFFICE OF THE COUNTY RECORDER OF SAID COUNTY, LYING 6.00 FEET ON EACH SIDE OF THE FOLLOWING DESCRIBED CENTERLINE:

COMMENCING AT THE MOST WESTERLY CORNER OF SAID LOT G, SAID POINT BEING ON A CURVE CONCAVE SOUTHWESTERLY, HAVING A RADIUS OF 328.00 FEET AND A RADIAL LINE TO SAID POINT THAT BEARS N23°14'34"E; THENCE SOUTHEASTERLY ALONG THE SOUTHWESTERLY LINE OF SAID LOT G, THROUGH A CENTRAL ANGLE OF 09°49'04", AN ARC DISTANCE OF 56.20 FEET TO THE POINT OF BEGINNING; THENCE N09°54'46"W, 44.19 FEET TO THE BEGINNING OF A TANGENT CURVE CONCAVE SOUTHEASTERLY AND HAVING A RADIUS OF 136.00 FEET; THENCE NORTHEASTERLY ALONG SAID CURVE, THROUGH A CENTRAL ANGLE OF 45°16'24", AN ARC DISTANCE OF 107.46 FEET; THENCE N35°21'38"E, 88.07 FEET TO THE BEGINNING OF A TANGENT CURVE CONCAVE NORTHWESTERLY AND HAVING A RADIUS OF 90.00 FEET; THENCE NORTHEASTERLY ALONG SAID CURVE, THROUGH A CENTRAL ANGLE OF 20°54'36", AN ARC DISTANCE OF 32.85 FEET; THENCE N14°27'02"E, 16.60; THENCE N27°06'28"E, 17.44 FEET TO A POINT HEREINAFTER REFERRED TO AS POINT "A" AND THE END OF SAID STRIP.

LEASE AREA:
 BEGINNING AT POINT "A" AS DESCRIBED ABOVE; THENCE N62°53'32"W, 6.00 FEET; THENCE N27°06'28"E, 36.00 FEET; THENCE S62°53'32"E, 24.67 FEET; THENCE S27°06'28"W, 36.00 FEET; THENCE N62°53'32"W, 18.67 FEET TO THE POINT OF BEGINNING.

CONTAINING 888 SQUARE FEET OF LAND.

THE STA
 ZONE W

Ben
 THE NG

Geo
 1927 DA
 1983 DA
 THE AC
 BEING H
 ELEVATH

17 x 11 in 1 of 1

Start Inboxes Reminders Sprint.com My Device http://co... https://a

Attachment: Original AgreementUS-CA-5259_GL_010505 (6526 : Second Amendment to Telecommunications Agreement with VB Run LLC)

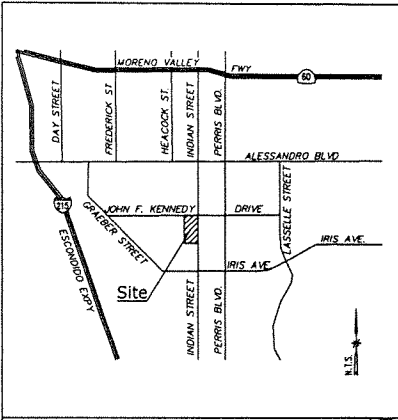


SM
Sprint PCS Assets, LLC

RV62XC902-A

JFK PARK

15115 INDIAN STREET
MORENO VALLEY, CA 92552
COUNTY OF RIVERSIDE



VICINITY MAP

FROM JOHN WAYNE AIRPORT (ORANGE COUNTY):
S5 HWY NORTH TO THE 81 EAST TO THE 80 EAST, EXIT AT HEACOCK, PROCEED SOUTH ON HEACOCK TO JOHN F. KENNEDY BLVD, GO EAST ON JF, TO IRIS AVE, GO SOUTH ON IRIS TO PARK ENTRANCE.

THOMAS BROTHERS MAP PAGE NUMBER 717 E-1 (SB, RV 2004)

DRIVING DIRECTIONS

THE PROJECT CONSISTS OF THE INSTALLATION AND OPERATION OF ANTENNAS AND ASSOCIATED EQUIPMENT CABINETS FOR SPRINT TELECOMMUNICATIONS NETWORK. A TOTAL OF THREE ANTENNAS MOUNTED ON A (M) BY HIGH REPLACEMENT BALLFIELD LIGHT STANDARD @ 75' A.G.L., THREE EQUIPMENT CABINETS AND ONE PPC CABINET ARE (M) AT THIS SITE. THE EQUIPMENT WILL BE CONTAINED INSIDE A (M) CHU EQUIPMENT ENCLOSURE.

PROJECT DESCRIPTION

ALL WORK AND MATERIALS SHALL BE PERFORMED AND INSTALLED WITH THE CURRENT EDITIONS OF THE FOLLOWING CODES AS ADOPTED BY THE LOCAL GOVERNING AUTHORITIES, NOTHING IN THESE PLANS IS TO BE CONSTRUED TO PERMIT WORK NOT CONFORMING TO THESE CODES.

- 2001 CALIFORNIA BUILDING CODE (01 CBC)
- 2001 CALIFORNIA PLUMBING CODE (01 CPC)
- 2001 CALIFORNIA MECHANICAL CODE (01 CMC)
- 2001 CALIFORNIA ELECTRICAL CODE (01 CEC)
- 2001 CALIFORNIA ENERGY EFFICIENCY STANDARDS FOR NON-RESIDENTIAL AS ADOPTED BY THE CITY

CODE COMPLIANCE

APPLICANT/LESSEE

SPRINT PCS ASSETS, LLC
18200 VON KARMAN, SUITE 100
IRVINE, CA 92612
SPRINT SITE DELIVERY SPECIALIST:
CONTACT: JEREMY MAYERS
OFFICE PHONE: (913) 227-1581
OFFICE FAX: (913) 227-5886
EMAIL: jmayers13@sprintpcspectrum.com

SPRINT RF ENGINEER:
CONTACT: ERIC WONG
OFFICE PHONE: (949) 623-5381
OFFICE FAX: (949) 623-5168
EMAIL: ewong05@sprintpcspectrum.com

PROPERTY INFORMATION

OWNER: CITY OF MORENO VALLEY
ADDRESS: 14177 FREDERICK STREET
MORENO VALLEY, CA 92552
CONTACT: CAPITOL PROJECTS DEPT.
DARIA PAREGIANAS
(909) 413-3131

AREA OF CONSTRUCTION: 780± SQ. FT.
OCCUPANCY TYPE: U-UTILITY
CONSTRUCTION TYPE: U-N
CURRENT ZONING: OS
A.P.N.: 485042028
HANDICAP REQUIREMENTS: FACILITY IS UNMANNED AND NOT FOR HUMAN HABITATION. HANDICAPPED ACCESS NOT REQUIRED.

PROJECT SUMMARY

CIVIL ENGINEER:

CONNELL DESIGN GROUP
15815 ALTON PARKWAY, SUITE 360
IRVINE, CA 92618
CONTACT: DAV CONNELL
OFFICE PHONE: (949) 753-8807
OFFICE FAX: (949) 753-8833
EMAIL: dconnell@connelldesigngroup.com

**PLANNING CONSULTING AND:
AUTHORIZED AGENT:**


STARBRIDGE
3941 BROCKTON AVE., SUITE 2
RIVERSIDE, CA 92501
CONTACT: STEVE OLSON
OFFICE PHONE: (520) 951-9958
OFFICE FAX: (909) 738-8096
EMAIL: solson@starbridge.tv

LAND SURVEYOR:

CALVADA SURVEYING
108 BUSINESS CENTER DRIVE
CORONA, CA 92680
CONTACT: ARMANDO DUPONT
OFFICE PHONE: (909) 280-9980
FAX: (909) 280-9746
EMAIL: armando@calvada.com

PROJECT TEAM

APPROVALS



PERMIT PREPARED BY: _____ DATE: _____
 REVIEWED BY: _____ DATE: _____
 PLANNING OFFICIAL: _____ DATE: _____
 PERMITS MANAGER: _____ DATE: _____
 CITY MANAGER: _____ DATE: _____



SHEET	DESCRIPTION
T-1	TITLE SHEET
T-2	GENERAL NOTES, MATERIALS LIST, LEGEND, ABBREVIATIONS
T-3	GENERAL NOTES / SPECIFICATIONS
LS-1	TOPOGRAPHIC SURVEY (FOR REFERENCE ONLY)
A-1	SITE PLAN, CONSTRUCTION NOTES
A-2	ENLARGED SITE PLAN, SECTION AT AQUEDUCT
A-3	EQUIPMENT ROOM PLAN, DETAILS
A-4	ELEVATIONS
A-5	DETAILS
A-6	DETAILS
S-1	FOUNDATION PLAN, ROOF PLAN, STRUCTURAL NOTES
S-2	STRUCTURAL DETAILS
E-1	SINGLE LINE DIAGRAM, UTILITY ROUTING, PANEL SCHEDULE AND NOTES
E-2	EQUIPMENT AND ANTENNA GROUNDING DETAILS AND NOTES
E-3	ELECTRICAL DETAILS
L-1	LANDSCAPE / IRRIGATION PLANS, DETAILS
L-2	LANDSCAPE / IRRIGATION DETAILS

SHEET INDEX ISSUED FOR: PERMIT

DO NOT SCALE DRAWINGS

CONTRACTOR SHALL VERIFY ALL PLANS AND EXISTING DIMENSIONS AND CONDITIONS ON THE JOB SITE AND SHALL IMMEDIATELY NOTIFY THE ARCHITECT IN WRITING OF ANY DISCREPANCIES BEFORE PROCEEDING WITH THE WORK OR BE RESPONSIBLE FOR SAME.

THESE PLANS HAVE BEEN SCALED FOR 24X36 SIZE SHEETS. OTHER SIZE SHEETS MUST BE SCALED ACCORDINGLY.

GENERAL CONTRACTOR NOTES




PROJECT INFORMATION:
RV62XC902-A
JFK PARK
15115 INDIAN STREET
MORENO VALLEY, CA 92552
COUNTY OF RIVERSIDE

CURRENT ISSUE DATE:
8/17/04

ISSUED FOR:
PERMIT

REV.	DATE	DESCRIPTION	BY
Δ	8/17/04	PARKS DEPT. COMMENTS	DC
Δ	7/19/04	PARKS DEPT. COMMENTS	DC
Δ	6/10/04	ISSUED FOR 100% PERMIT	DC
Δ	3/8/04	ISSUED FOR 90% PERMIT	DW



CONSULTANT:

DRAWN BY: _____ CHK: _____ APV: _____
 DW DMC DMC

LICENSE:

SHEET TITLE:
TITLE SHEET

SHEET NUMBER: T-1 REVISION: 3
04-119

Attachment: Original AgreementUS-CA-5259_GL_010505 (6526 : Second Amendment to

CA's design will become a part of the license

MORENO VALLEY PARKS AND RECREATION TELECOMMUNICATIONS SITE SPECIFICATIONS FOR PARKS

These specifications are in addition to the requirements set forth in the Conditional Use Permit.

General Specifications

- 1. All equipment utilized for Telecommunications equipment shall be reviewed and approved by Parks and Recreation, Planning, Land Development, Fire Services, and Building and Safety Division prior to approval and issuance of any permits.
2. Upon termination of the Agreement, the Licensee may be required by the City/CSD to restore the site to its original condition, or to conditions acceptable to the City and/or CSD.
3. At the discretion of Parks and Recreation, a sports field light pole, flagpole, or other device shall be utilized to transmit/receive signal.
4. Sports field light poles combined with cellular equipment shall be designed with the assistance of Musco Lighting.
5. Any proposed step down transformer is to be located in the building and have proper ventilation.
6. Any telephone landline service shall be located within the building.
7. If a generator is utilized, it shall be of an approved outlet type and located within the building, sound insulated, and properly vented.
8. Other than pole mounted transmitting/receiving devices, no other equipment shall be located outside of the building.

No AC units outside bldg.; only a meter on the outside or anything

Page 4 of 4

- 27. All permits are the responsibility of the contractor.
28. Inspections are required on all phases of the project.
29. Any changes or deviations shall be approved in writing from the Parks and Facilities Manager prior to construction.
30. Turnover items: three complete sets of As-Built plans and one As-Built Mylar of entire project.

Fence and gate specifications:

- 3" x 3" x 1/8" galvanized wall posts. Set at 8' spacing (approximate).
2" x 2" x 1/2" galvanized wall top and bottom rail.
3/4" x 3/4" x .083" galvanized wall pickets with the top 12" curved outward at 30°. Spacing not to exceed 4" between pickets.
The gate shall have an industrial strength locking device, capable of withstanding two (2) periods for access by City and applicant.
The finished fence and gate is to be 7' in height (8' fence with 1' curved outward, squared and capped).
All posts shall have footings 12" diameter x 24" deep minimum, 2500-PSI concrete.
A City approved Knox box #3268 shall be installed in the gatepost. Application for Knox box to be obtained from the City's Fire Prevention Bureau.
All posts, rails, pickets, and related hardware to be hot dip galvanized and electrocoat/epoxy coated after installation. See "Paint Schedule".

Paint specification for metal surfaces:

- Color: Gloss Chocolate Brown, unless specified otherwise. Finish coatings shall be color tinted. All coatings shall be electrostatically applied.
Prime Coats (2): DuPont High Performance Coatings Corlon® 2.1-8T high solids epoxy for steel (Minimum Dry Film Thickness [DFT] 10-mil; with two coats).
Finish Coats (2): First finish coat shall be DuPont High Performance Coatings Inworn 2.8-H3, high solids polyurethane gloss (Minimum Dry Film Thickness shall be 4.0 mils with two or more coats).

*Additional coats may be required to provide full and even coverage.

"Rated Number One in Family Recreation in Riverside County"

Page 2 of 4

- 9. The building shall be constructed of decorative split-faced block for the majority of City lots. The size shall be 8" x 8" x 16" unless specified otherwise by Parks and Facilities.
10. Angles split-faced #201 with a band of #201 precision block at 5' high. Grout shall be #201.
11. Orco block "Wheat" split-faced block with a band of "Wheat" precision block at 5' high. Grout shall be "Wheat" color.

- 12. The roof shall be T-Bar standing seam. Color to be "Weathered Copper" or other color designated by Parks and Facilities.
13. In Moreno Valley Ranch locations the block type shall be slump stone. The roof type shall be a Spanish or Mediterranean look red concrete tile or metal roofing with a barrel tile look.
14. The building shall have exterior security lighting.

- 15. Entrance doors to the building shall be manufactured of tubular steel or be solid doors. Tubular steel doors shall be constructed per the Fence and Gate Specification.
a. Stainless steel stiffened 1-3/4" B door. 14-gauge galvanized skin for exterior door.
b. Hinge # 8811AR, security stud, non-removable pin (rvp).
c. Trimco # 111C-630 interior trim pull, ADA.
d. Trimco # 100-1, 4x16, 630 push plate.
e. Trimco # 101D-3, 4x16, 630 pull plate.
f. Trimco # 5020, kick wedge.
g. Door closure: LCN #R4041. Color to match finished door color.
h. Threshold and door sweep: Pemco brand. Color to match finished door color.
i. Exterior door seat Pemco # 294. Color to match finished door color.
j. Entire door shall be painted per the "Paint Schedule". The color for doors and doorframes shall be dark brown to match powder coating.

- 16. A warning sign shall with graffiti overlay coating shall be installed on the door of the building.
17. All buildings shall be coated with an anti-graffiti coating. The specification shall be "Virogon High Build Anti-Graffiti Clear Coat" for Exterior Concrete Block. Manufactured and applied by Bihel, Inc @ (626) 331-2292.

"Rated Number One in Family Recreation in Riverside County"

Page 3 of 4

Contractor shall coordinate to have a Parks & Facilities Inspector on-site for all coatings. A minimum of 48 hours notice is required for all inspections.

Paint Application and Workmanship for All Metal Surfaces:

- 1. All surfaces not to be painted shall be protected during cleaning and painting operations.
2. All surfaces shall be cleaned, de-glossed, and prepped to the paint manufacturer's specifications.
3. All materials shall be applied uniformly by electrostatic coating.
4. Mechanical mixers, capable of thoroughly mixing the pigment with the paint shall be used according to the manufacturer's instructions.
5. No exterior painting shall be undertaken if air or surface temperature is below 50 degrees Fahrenheit, nor immediately preceding or following rain, or until frost, dew, or condensation has evaporated.
6. Refer to the manufacturer's data sheet and comply with the requirements regarding application such as mixing of the components, thinning, and application equipment.
7. When surface temperatures are high, care must be taken while applying the paint to prevent formation of voids, pinholes, and bubbles due to the rapid evaporation of solvents.
8. If more than one day passes between subsequent coats, contaminated areas must be further prepared by brush-off blast, water blasting, or steam cleaning.

Planning Division - Standard Requirements for Pole-mounted Facilities

- 1. The approved plans and photo simulations must include all equipment, cables, connections, supports, brackets, etc. that are required for the installation and operation of the pole-mounted antennas.
2. All ancillary equipment and hardware attached to the stadium light pole shall be painted to match the light pole, or as approved by the Community and Economic Development Director.
3. There shall be no signage or graphics affixed to the new equipment, equipment building or fence except for public safety warnings.
4. All proposed ancillary equipment shall be placed within the confines of the equipment building. Any associated fencing or gates shall be of wrought iron construction, chain link is not acceptable. No barbed or razor wire fencing shall be used for the facility.

"Rated Number One in Family Recreation in Riverside County"

Page 2 of 4

- 18. Paint for wood surfaces shall be Virogon High Build Anti-Graffiti Clear Coat with DuPont Clear Coat. Color shall be Chocolate Brown unless specified otherwise by Parks and Facilities.
19. If outside ventilation is to be utilized on the building it shall be constructed from 18" plate steel and polyester powder coated chocolate brown.
20. If access to the building is needed, the applicant shall be required to design and build deck if suitable access does not exist at the site.
21. A 3" wide concrete apron shall surround the building.
22. A tubular steel fence is to be constructed on the outside perimeter of project per the Fence and Gate Specification.
23. A 3" planter is to be installed within the fenced area of project on all sides unless otherwise specified by Parks and Facilities.

- 24. Irrigation for the shrubs is to be installed from the main irrigation line.
25. Current irrigation located within and surrounding the project shall be relocated to provide irrigation to the existing turf.
26. The contractor is responsible for any and all damage to turf, concrete, plants, irrigation, electrical, etc.

"Rated Number One in Family Recreation in Riverside County"

Page 3 of 4

- 5. The antennas shall be a flush-mounted design.
6. All utility connections, telecommunications equipment, coaxial, or any other connections to the monopole shall be underground.
7. The facility and pole shall be designed for co-location of facilities and other equipment for the same or other companies in accordance with city regulations.

Fire Prevention Bureau - Communications Systems

- 1. Prior to issuance of building permit applicant shall provide written verification that the system they will be installing will not interfere with Fire or Police Communication System.
2. Anytime after installation, any interruption of Fire, Police or other public emergency Communication System due to the purveyor's system, the purveyor shall cease to operate site until corrections can be made to purveyor's system.

CONTRACTOR SHALL PROTECT ALL EXISTING UTILITIES AND STRUCTURES AND BE RESPONSIBLE FOR ANY DAMAGE TO EXISTING UTILITIES AND STRUCTURES.

"Rated Number One in Family Recreation in Riverside County"



PROJECT INFORMATION:
RV62XC902-A
JFK PARK
15115 MONROE STREET
MORENO VALLEY, CA 92552
COUNTY OF RIVERSIDE

CURRENT ISSUE DATE:
7/19/04

ISSUED FOR:
PERMIT

REV. DATE: DESCRIPTION: BY:

Table with 3 columns: REV. DATE, DESCRIPTION, BY. Contains revision history for 7/19/04, 6/10/04, and 3/8/04.

PLANS PREPARED BY:



CONSULTANT:

DRAWN BY: DW, CHK: DMC, APV: DMC

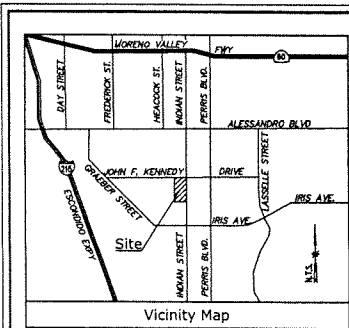
LICENSE:

SHEET TITLE:
GENERAL NOTES SPECIFICATIONS

SHEET NUMBER: T-3, REVISION: 2

04-119

Attachment: Original AgreementUS-CA-5259_GL_010505 (6526 : Second Amendment to



Title Report
THIS SURVEY WAS COMPLETED WITHOUT THE BENEFIT OF A TITLE REPORT.

Legal Description
LOT G OF TRACT 18912-2, IN THE CITY OF MORENO VALLEY, COUNTY OF RIVERSIDE, STATE OF CALIFORNIA, FILED IN BOOK 8, PAGE 23 IN THE OFFICE OF THE COUNTY RECORDER OF SAID COUNTY.

Assessor's Parcel No.
485-042-028

Easements
NOT AVAILABLE

Access Easement & Lease Area
ACCESS EASEMENT:
BEING A STRIP OF LAND 12.00 FEET IN WIDTH WITHIN LOT G OF TRACT 18912-2, IN THE CITY OF MORENO VALLEY, COUNTY OF RIVERSIDE, STATE OF CALIFORNIA, FILED IN BOOK 8, PAGE 23 IN THE OFFICE OF THE COUNTY RECORDER OF SAID COUNTY, LYING 6.00 FEET ON EACH SIDE OF THE FOLLOWING DESCRIBED CENTERLINE:
COMMENCING AT THE MOST WESTERLY CORNER OF SAID LOT G, SAID POINT BEING ON A CURVE CONCAVE SOUTHWESTERLY, HAVING A RADIUS OF 328.00 FEET AND A RADIAL LINE TO SAID POINT THAT BEINGS 102°14'21" THENCE SOUTHEASTERLY ALONG THE SOUTHWESTERLY LINE OF SAID LOT G THROUGH A CENTRAL ANGLE OF 101°04'14", AN ARC DISTANCE OF 86.00 FEET TO THE POINT OF BEGINNING, THENCE NORTHEAST 64.61 FEET TO THE BEGINNING OF A TANGENT CURVE CONCAVE SOUTHEASTERLY AND HAVING A RADIUS OF 130.00 FEET; THENCE NORTHEASTERLY ALONG SAID CURVE THROUGH A CENTRAL ANGLE OF 40°16'24", AN ARC DISTANCE OF 107.44 FEET; THENCE NORTHEAST 184.77 FEET TO THE BEGINNING OF A TANGENT CURVE CONCAVE NORTHWESTERLY AND HAVING A RADIUS OF 90.00 FEET; THENCE NORTHWESTERLY ALONG SAID CURVE THROUGH A CENTRAL ANGLE OF 20°54'30", AN ARC DISTANCE OF 32.68 FEET; THENCE WEST 17°12'02" 18.48; THENCE WEST 17°12'02" 17.44 FEET TO A POINT HEREINAFTER REFERRED TO AS POINT "A" AND THE END OF SAID STRIP.

LEASE AREA:
BEGINNING AT POINT "A" AS DESCRIBED ABOVE, THENCE NORTHEAST 11.60 FEET; THENCE WEST 127°02'11" 38.00 FEET; THENCE SOUTHWEST 24.67 FEET; THENCE SOUTHWEST 11.60 FEET; THENCE WEST 127°02'11" 38.00 FEET TO THE POINT OF BEGINNING.

CONTAINING 888 SQUARE FEET OF LAND.

Date of Survey
FEBRUARY 5, 2004.

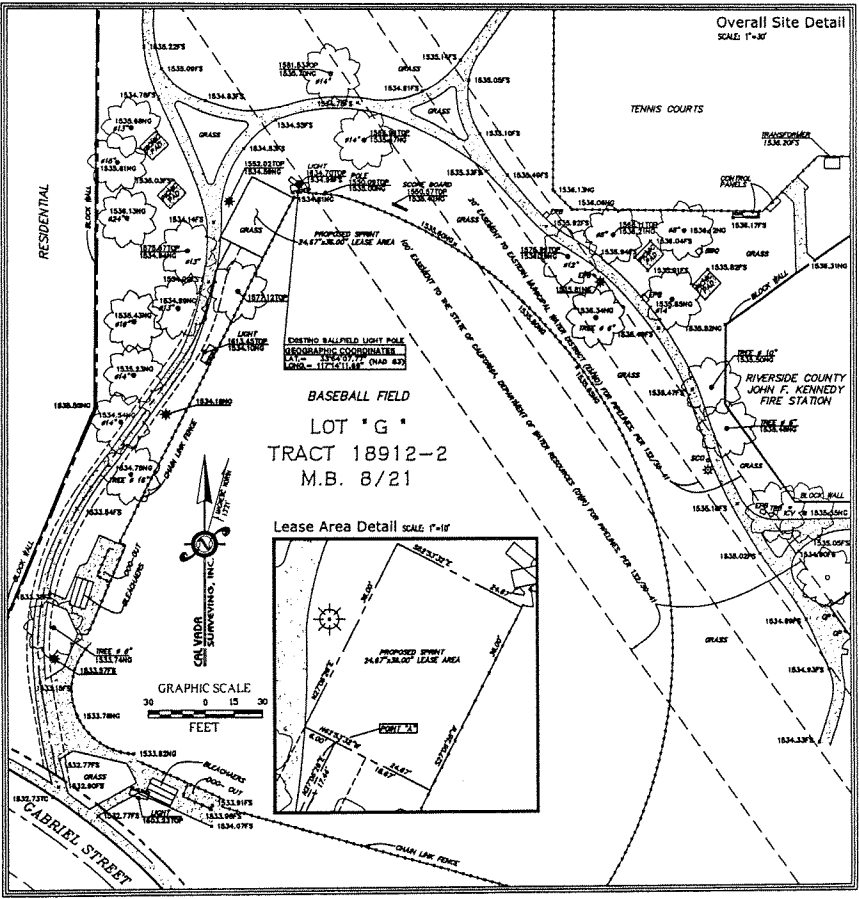
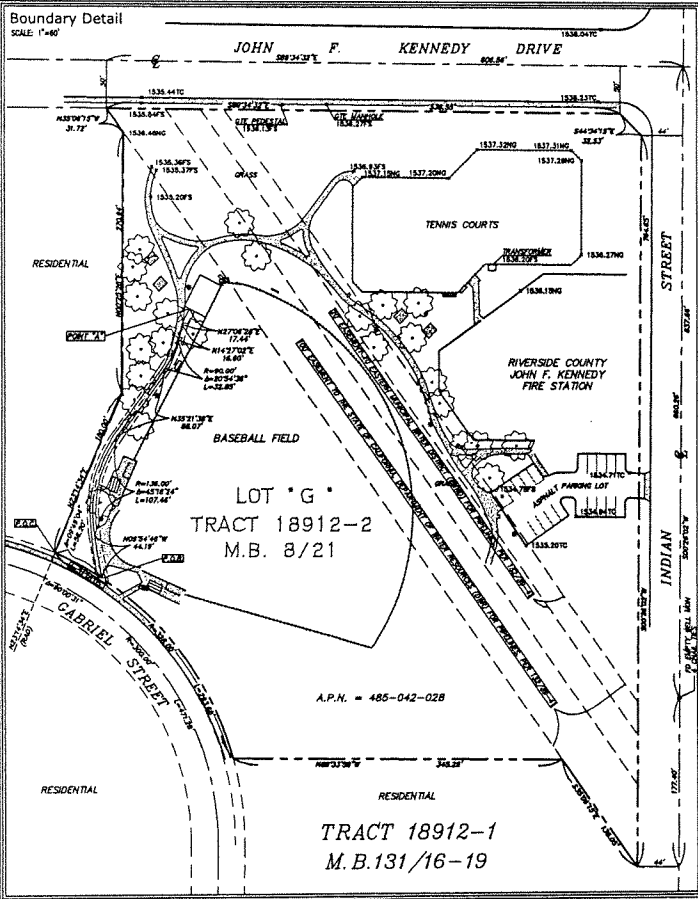
Basis of Bearings
THE STATE PLANE COORDINATES SYSTEM OF 1983 QUADRS, CALIFORNIA ZONE 14, BASED UPON THE NGS MONUMENT TUGS417.

Bench Mark
THE NGS MONUMENT TUGS417, ELEVATION 1722.888 FEET (NAVD83).

Geographic Coordinates at Existing Light
1827 DATUM LATITUDE 33°54'02.27" LONGITUDE 117°14'08.62"
1983 DATUM LATITUDE 33°54'01.27" LONGITUDE 117°14'11.64"

THE ACCURACY OF THIS SURVEY IS WITHIN THE LIMITS ESTABLISHED BY THE FOG 2C STANDARDS BEING HORIZONTALLY FOR LATITUDE AND LONGITUDE WITHIN 30 FEET AND VERTICALLY FOR ELEVATION WITHIN 20 FEET.

- Legend**
- CONCRETE
 - CENTERLINE
 - CHAIN FENCE LINK
 - FRESH SURFACE
 - FIELD MONUMENT
 - GLAND POST
 - LIGHT STANDARD
 - POWER POLE
 - PROPERTY LINE
 - TOP OF CURB
 - TOP OF STRUCTURE
 - TELEPHONE PULL BOX
 - ELECTRIC PULL BOX
 - IRRIGATION CONTROL VALVE
 - NATURAL BOUNDARY
 - SEWER CLEAN OUT
 - BLOOD BALL
 - JAMMER
 - BAR BY CUI



Sprint
Sprint PCS Assets, LLC
18200 VON KARMAN, SUITE #100
IRVINE, CA 92612

PROJECT INFORMATION:
JFK PARK
RV62XC902A
15115 INDIAN STREET
MORENO VALLEY, CA 91402
RIVERSIDE COUNTY

CURRENT ISSUE DATE:
04/05/04

ISSUED FOR:
DESIGN

REV.	DATE	DESCRIPTION	BY
1	02/10/04	SUBMITTAL	RG
1	02/18/04	CLIENT'S COMMENTS	RG
2	04/05/04	RELOCATE LEASE AREA	DC

PLANS PREPARED BY:
CAL VADA SURVEYING, INC.
Los Angeles • San Francisco • Denver • Phoenix
108 Business Center Drive Phone: (800) 280-8880
Carroll, CA 92801-1782 Fax: (909) 280-9746
www.calvada.com • (800) CALVADA (22-3232)
JOB NO. 04046

LICENSURE:
[Professional Seal]

DRAWN BY: CHK. **APV:** [Signature]

RC/JAC ADD ADD

PROJECT MANGER/ARCHITECT
CDG
CONNELL DESIGN GROUP
CONSULTING CIVIL ENGINEERS
15415 ASTOR PARK, SUITE 400, MORENO VALLEY, CA 91714
PHN: 951-244-1122 FAX: (951) 251-3111 FAX

SHEET TITLE:
TOPOGRAPHIC SURVEY

SHEET NUMBER: 1 **REVISION:** 2

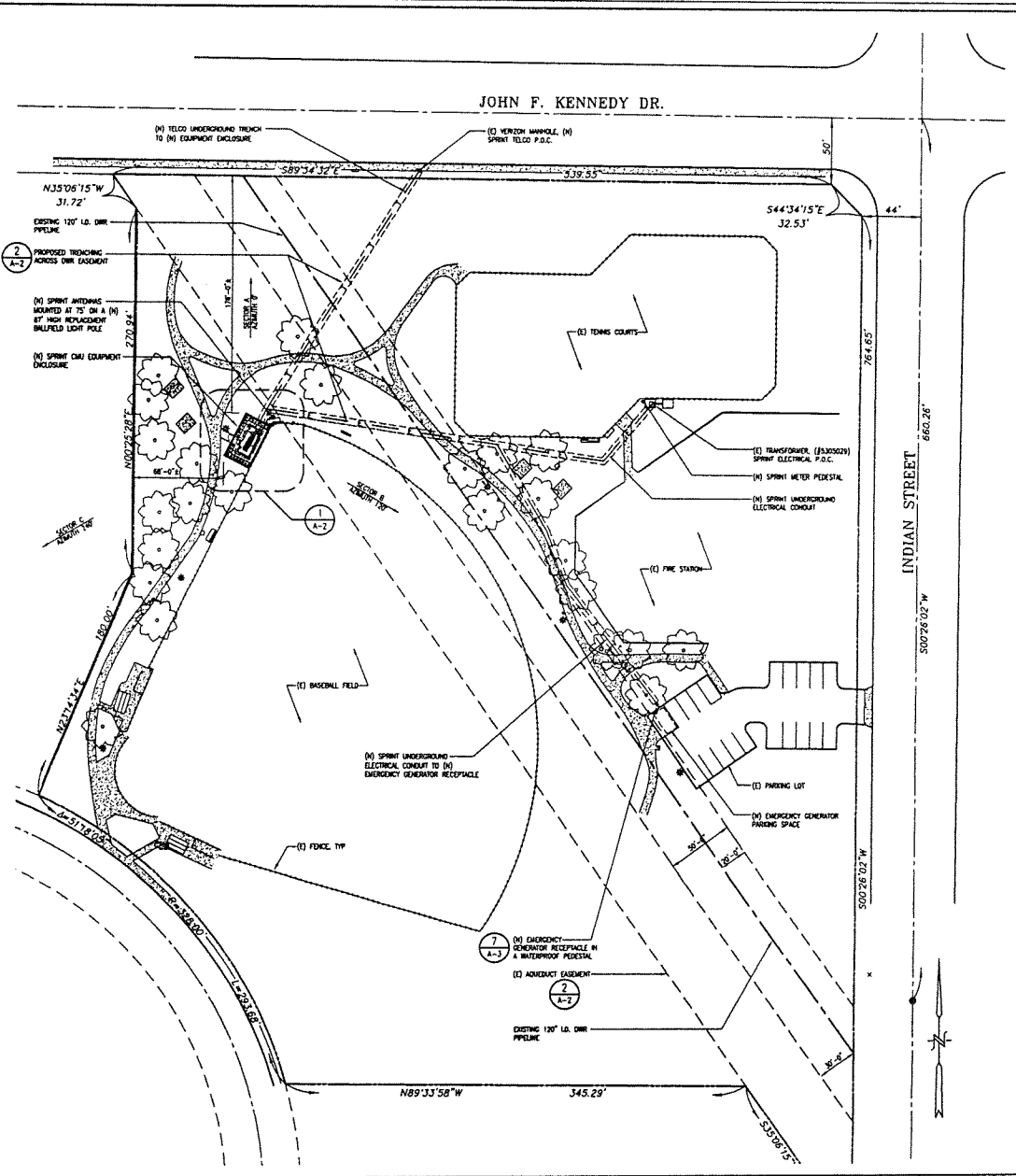
LS1 2
SHEET 1 OF 1 SHEETS CA04046

Attachment: Original AgreementUS-CA-5259_GL_010505 (6526 : Second Amendment to

ELEVATION: 1535 FEET

- ELEVATIONS ARE U.S.G.S. DATUM.
- SURVEY INFORMATION SHOWN IS OBTAINED FROM A SURVEY PREPARED BY CALVADA SURVEYING, INC TITLED JFK PARK DATED FEBRUARY 10, 2004.
- THE ARCHITECT/ENGINEER CONNELL DESIGN GROUP AND REPRESENTATIVES OF THE OWNER, MUST BE NOTIFIED AT LEAST TWO FULL DAYS PRIOR TO COMMENCEMENT OF CONSTRUCTION AT (949) 753-8807.
- DO NOT EXCAVATE OR DISTURB BEYOND THE PROPERTY LINES OR LEASE LINES, UNLESS OTHERWISE NOTED.
- DO NOT SCALE BUILDING DIMENSIONS FROM DRAWINGS.
- ANY DRAIN AND/OR FIELD TILE ENCOUNTERED DURING CONSTRUCTION SHALL BE RETURNED TO ITS ORIGINAL CONDITION PRIOR TO COMPLETION OF WORK. SIZE, LOCATION AND TYPE OF ANY UNDERGROUND UTILITIES OR IMPROVEMENTS SHALL BE ACCURATELY NOTED AND PLACED ON AS-CONSTRUCTED DRAWINGS BY GENERAL CONTRACTOR AND ISSUED TO ARCHITECT/ENGINEER AT COMPLETION OF PROJECT.
- ALL EXISTING UTILITIES, FACILITIES, CONDITIONS, AND THEIR DIMENSIONS SHOWN ON PLANS HAVE BEEN PLOTTED FROM AVAILABLE RECORDS. THE ARCHITECT/ENGINEER AND OWNER ASSUME NO RESPONSIBILITY WHATSOEVER AS TO THE SUFFICIENCY OR ACCURACY OF THE INFORMATION SHOWN ON THE PLANS OR THE MANNER OF THEIR REMOVAL OR ADJUSTMENT. CONTRACTOR SHALL BE RESPONSIBLE FOR DETERMINING EXACT LOCATION OF ALL EXISTING UTILITIES AND FACILITIES PRIOR TO START OF CONSTRUCTION. CONTRACTOR SHALL ALSO OBTAIN FROM EACH UTILITY COMPANY DETAILED INFORMATION RELATIVE TO WORKING SCHEDULES AND METHODS OF REMOVING OR ADJUSTING EXISTING UTILITIES.
- CONTRACTOR SHALL VERIFY ALL EXISTING UTILITIES BOTH HORIZONTALLY AND VERTICALLY PRIOR TO START OF CONSTRUCTION. ANY DISCREPANCIES OR DOUBTS AS TO THE INTERPRETATION OF PLANS SHOULD BE IMMEDIATELY REPORTED TO THE ARCHITECT/ENGINEER FOR RESOLUTION AND INSTRUCTION, AND NO FURTHER WORK SHALL BE PERFORMED UNTIL THE DISCREPANCY IS CHECKED AND CORRECTED BY THE ARCHITECT/ENGINEER. FAILURE TO SECURE SUCH INSTRUCTION MEANS CONTRACTOR WILL HAVE WORKED AT HIS/HER OWN RISK AND EXPENSE. CONTRACT SHALL CALL LOCAL ORDER HOT LINE FOR UTILITY LOCATIONS 48 HOURS PRIOR TO START OF CONSTRUCTION.
- ALL NEW AND EXISTING UTILITY STRUCTURES ON SITE AND IN AREAS TO BE DISTURBED BY CONSTRUCTION SHALL BE ADJUSTED TO FINISH ELEVATIONS PRIOR TO FINAL INSPECTION OF WORK.
- THE BUILDING DEPARTMENT ISSUING THE BUILDING PERMIT SHALL BE NOTIFIED AT LEAST TWO WORKING DAYS PRIOR TO THE COMMENCEMENT OF WORK OR AS STIPULATED BY THE CODE ENFORCEMENT OFFICIAL HAVING JURISDICTION.
- GRADING OF THE SITE WORK AREA IS TO BE SMOOTH AND CONTINUOUS IN SLOPE AND IS TO FEATHER INTO EXISTING GRADES AT THE GRADING LIMITS.
- ALL TEMPORARY EXCAVATIONS FOR THE INSTALLATION OF FOUNDATIONS, UTILITIES, ETC., SHALL BE PROPERLY LAID BACK OR BRACED IN ACCORDANCE WITH CORRECT OCCUPATIONAL SAFETY AND HEALTH ADMINISTRATION (OSHA) REQUIREMENTS.
- STRUCTURAL FILLS SUPPORTING PAVEMENTS SHALL BE COMPACTED TO 100% OF MAXIMUM STANDARD PROCTOR DRY DENSITY.
- NEW GRADES NOT IN BUILDING AND DRIVEWAY IMPROVEMENT AREA TO BE ACHIEVED BY FILLING WITH APPROVED CLEAN FILL AND COMPACTED TO 95% OF STANDARD PROCTOR DENSITY.
- ALL FILL SHALL BE PLACED IN UNIFORM LIFTS. THE LIFTS THICKNESS SHOULD NOT EXCEED THAT WHICH CAN BE PROPERLY COMPACTED THROUGHOUT ITS ENTIRE DEPTH WITH THE EQUIPMENT AVAILABLE.
- ANY FILLS PLACED ON EXISTING SLOPES THAT ARE STEEPER THAN 10 HORIZONTAL TO 1 VERTICAL SHALL BE PROPERLY BENCHED INTO THE EXISTING SLOPE AS DIRECTED BY A GEOTECHNICAL ENGINEER.
- THE GRADES WITHIN THE FENCED-IN AREA ARE TO BE ACHIEVED BY COMPACTING CLEAN FILL TO A DENSITY OF 90% OF STANDARD PROCTOR COVERING THE AREA WITH 6 MIL VISCOLENE (1" OVERLAP AT SEAMS) FOR WEED SUPPRESSION, THEN ACHIEVING FINISH GRADE BY ADDING 6" OF 3/4" CRUSHED STONE-NO FINES.
- CONTRACTOR SHALL CLEAN ENTIRE SITE AFTER CONSTRUCTION SUCH THAT NO PAPERS, TRASH, WEEDS, BRUSH OR ANY OTHER DEPOSITS WILL REMAIN. ALL MATERIALS COLLECTED DURING CLEANING OPERATIONS SHALL BE DISPOSED OF OFF-SITE BY THE GENERAL CONTRACTOR.
- ALL TREES AND SHRUBS WHICH ARE NOT IN DIRECT CONFLICT WITH THE IMPROVEMENTS SHALL BE PROTECTED BY THE GENERAL CONTRACTOR.
- DRIVEWAY CONSTRUCTION, GRADING AND DRAINAGE WORK SHALL CONFORM TO CALIFORNIA DEPARTMENT OF TRANSPORTATION "STANDARD SPECIFICATION FOR THE ROAD AND BRIDGE CONSTRUCTION", LATEST EDITIONS, AND ALL APPLICABLE PROVISIONS OR LOCAL COUNTY ORDINANCES.
- ALL SITE WORK SHALL BE CAREFULLY COORDINATED BY GENERAL CONTRACTOR WITH LOCAL UTILITY COMPANY, TELEPHONE COMPANY, AND ANY OTHER UTILITY COMPANIES HAVING JURISDICTION OVER THIS LOCATION.

UTILITY PURVEYORS
 SOUTHERN CALIFORNIA EDISON
 CONTACT: BOB PATTERSON
 OFFICE PHONE: (909) 307-6759
 SBC
 CONTACT: CHUCK FREEMAN
 OFFICE PHONE: (714) 856-5781



GENERAL CONSTRUCTION NOTES

2 SITE PLAN

Sprint
 Sprint PCS Assets, LLC
 18200 VON KARMAN, SUITE #100
 IRVINE, CA 92612

PROJECT INFORMATION:
 RV62XC902-A
 JFK PARK
 15115 INDIAN STREET
 MORENO VALLEY, CA 92552
 COUNTY OF RIVERSIDE

CURRENT ISSUE DATE:
 7/19/04

ISSUED FOR:
 PERMIT

REV. NO.	DATE	DESCRIPTION	BY
2	7/19/04	PARKS DEPT. COMMENTS	DC
1	6/10/04	ISSUED FOR 100% PERMIT	DC
1	3/8/04	ISSUED FOR 50% PERMIT	DW

PLANS PREPARED BY:
CONNELL DESIGN GROUP, LLC
 CONSULTING CIVIL ENGINEERS
 15415 ILLINOIS STREET, SUITE 300, IRVINE, CA 92614
 (949) 753-8807 OFFICE - (949) 751-8833 FAX

CONSULTANT:

DRAWN BY: _____ CHK: _____ APV: _____
 DW DMG DMG

LICENSE:

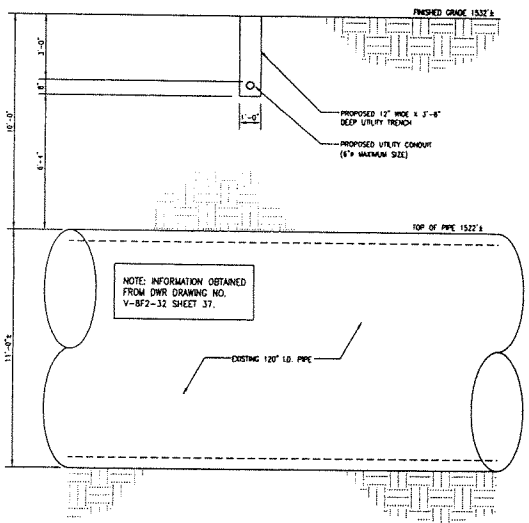
SHEET TITLE:
 SITE PLAN
 CONSTRUCTION NOTES

SHEET NUMBER: _____ REVISION:
A-1 **2**
 04-119

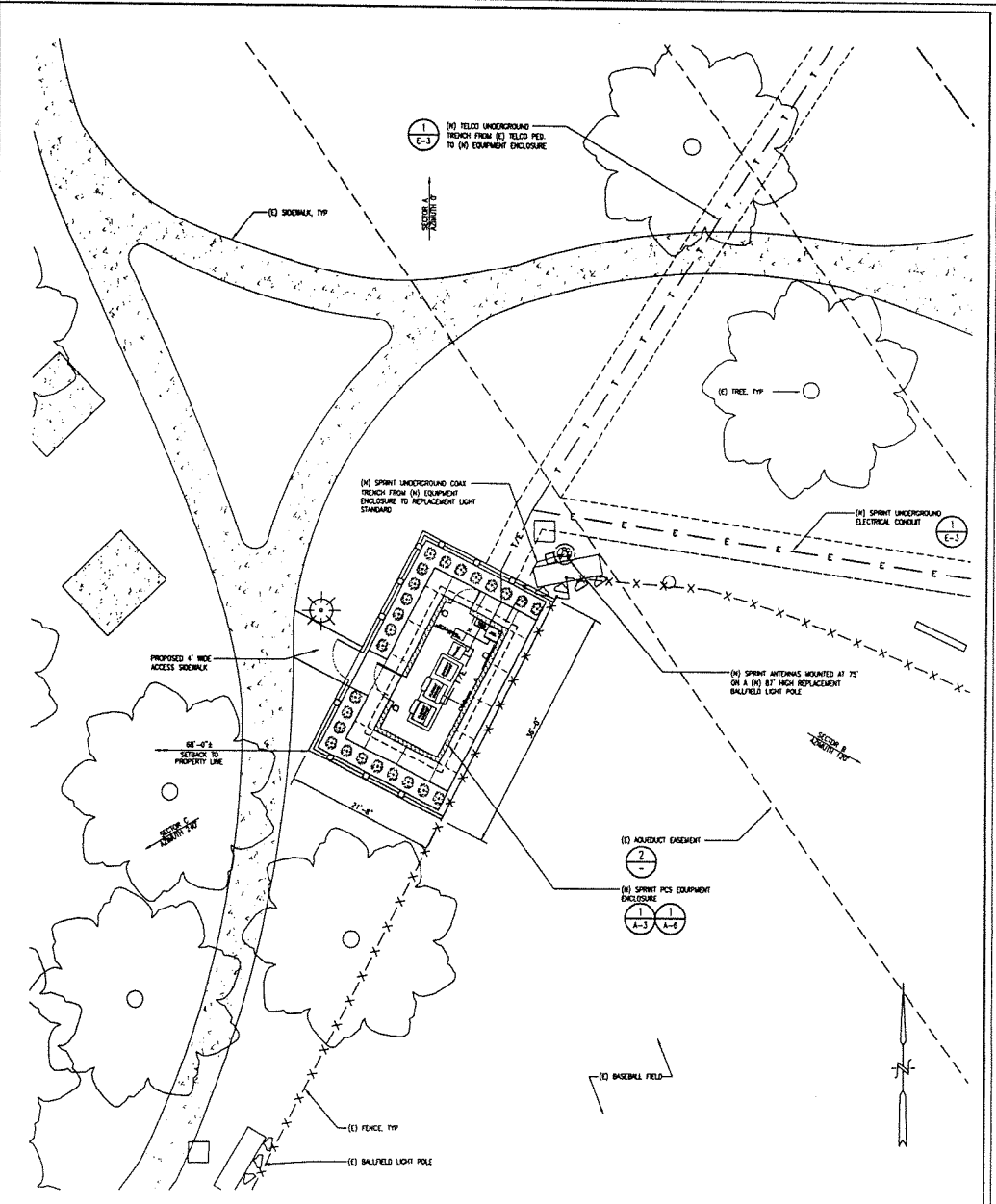
Attachment: Original AgreementUS-CA-5259_GL_010505 (6526 : Second Amendment to

NOTE:
 A SEVEN (7) DAY ADVANCE NOTIFICATION IS REQUIRED PRIOR TO STARTING WORK WITHIN STATE WATER PROJECT RIGHT OF WAY. CONTACT THE DEPARTMENT OF WATER RESOURCES, DIVISION OF LAND AND RIGHT OF WAY, ENCROACHMENT PERMIT DIVISION, SACRAMENTO, CA AT (800) 900-4397. THE APPROPRIATE DWR FIELD DIVISION SHALL SIMULTANEOUSLY BE NOTIFIED AT (661) 944-8500.

EXCEPT AS OTHERWISE PROVIDED HEREIN, MEASURES SHALL BE TAKEN BY THE CONTRACTOR TO PROTECT IN PLACE ANY AND ALL SHIP FACILITIES AND APPURTENANCES, INCLUDING BUT NOT LIMITED TO COMMUNICATION AND CONTROL CABLES AND CATHODIC PROTECTION TEST STATIONS. THE PERMITEE AND CONTRACTOR WILL BE LIABLE FOR ALL DAMAGES TO SHIP FACILITIES AND APPURTENANCES AS A RESULT OF THE CONSTRUCTION, AND FOR ANY OTHER DAMAGES OR LOSSES SUFFERED BY DWR OR ITS WATER CONTRACTORS, INCLUDING POWER, IRRIGATION, MUNICIPAL, AND INDUSTRIAL WATER SUPPLY, AND COMMUNICATION LOSSES.



- NOTES:**
1. ALL TRENCH EXCAVATION SHALL COMPLY WITH THE MOST CURRENT OCCUPATIONAL AND SAFETY HEALTH ADMINISTRATION STANDARDS. TRENCH BACKFILL SHALL BE PLACED IN NO GREATER THAN 4-INCH LIFTS IF HAND COMPACTED OR NO GREATER THAN 8" LIFTS IF POWER COMPACTED. TRENCH BACKFILL COMPACTION WITHIN STATE WATER PROJECT RIGHT OF WAY SHALL BE COMPACTED TO 88 PERCENT RELATIVE COMPACTION (ASTM 1557), EXCEPT ACROSS SHIP PIPELINES, ROADWAYS, EMBANKMENTS, AND THROUGH PROTECTIVE DIKES, WHERE BACKFILL COMPACTION SHALL MEET 95 PERCENT (ASTM 1557).
 2. DETECTABLE WARNING TAPE IS REQUIRED OVER ALL BURIED UTILITIES AND SHALL BE A MINIMUM OF 18" ABOVE CONDUIT.
 - 2.A. FOR TELEPHONE CONDUIT(S), THE WARNING TAPE SHALL BE A 3-INCH-WIDE ORANGE DETECTABLE TAPE IMPRINTED WITH "CAUTION BURIED TELEPHONE CONDUIT".
 - 2.B. FOR ELECTRICAL CONDUIT(S), THE WARNING TAPE SHALL BE A 3-INCH-WIDE RED DETECTABLE TAPE IMPRINTED WITH "CAUTION BURIED ELECTRICAL CONDUIT".
 3. ELECTRICAL CONDUIT(S) INSTALLED WITHIN A SHIP RIGHT-OF-WAY SHALL BE OVERLAD WITH 3 INCHES OF RED-DYED CONCRETE. IN ADDITION TO DETECTABLE WARNING TAPE AS DESCRIBED IN 2.B ABOVE.
 4. THE LOCATION OF ANY EXISTING COMMUNICATION AND CONTROL CABLES SHALL BE VERIFIED WITH THE APPROPRIATE FIELD DIVISION. THE PRESENCE OF A DWR INSPECTOR IS REQUIRED THROUGHOUT THE CABLE EXPOSURE PROCESS.
 5. COMMUNICATIONS AND CONTROL CABLE(S) CONNECTED WITH THE OPERATION OF THE STATE WATER PROJECT ARE BURIED ALONG EITHER OF BOTH SIDES OF THE AQUEDUCT/PIPELINE WITHIN STATE WATER PROJECT RIGHT OF WAY, AS APPROXIMATELY DEPICTED ON THIS DRAWING. PRIOR TO ANY EXCAVATION IN THIS AREA, THE CABLE(S) SHALL BE LOCATED AND EXPOSED BY POtholing IN THE PRESENCE OF A DEPARTMENT OF WATER RESOURCES FIELD DIVISION REPRESENTATIVE. CALL (661) 944-8500 AT LEAST SEVEN (7) DAYS IN ADVANCE FOR AN APPOINTMENT. ALL EXCAVATION WITHIN THREE (3) FEET OF THE CABLE(S) SHALL BE DONE USING HAND-HELD TOOLS ONLY.
 6. ALL EXISTING BLOW-OFFS, AIR VALVES, VENTS, MANHOLES, AND/OR CATHODIC PROTECTION TEST STATIONS SHALL BE PROTECTED IN PLACE PRIOR AND DURING CONSTRUCTION.



SECTION AT AQUEDUCT SCALE: 1/8"=1'-0" 2 ENLARGED SITE PLAN

PLAN SCALE: 1/8"=1'-0" 1

Sprint.
 Sprint PCS Assets, LLC
 18200 VON KARMAN, SUITE #100
 IRVINE, CA 92612

PROJECT INFORMATION:
 RV62XC902-A
 JFK PARK
 15115 INDIAN STREET
 MORENO VALLEY, CA 92552
 COUNTY OF RIVERSIDE

CURRENT ISSUE DATE:
 7/19/04

ISSUED FOR:
 PERMIT

REV.	DATE	DESCRIPTION	BY
1	7/19/04	PARKS DEPT. COMMENTS	DC
2	6/10/04	ISSUED FOR 100% PERMIT	DC
3	3/9/04	ISSUED FOR 90% PERMIT	DW

PLANS PREPARED BY:

CONNELL DESIGN GROUP, LLC
 CONSULTING CIVIL ENGINEERS
 12415 ALLEN PKWY., SUITE 200, IRVINE, CA 92618
 (949) 753-8807 OFFICE • (949) 753-8853 FAX

CONSULTANT:

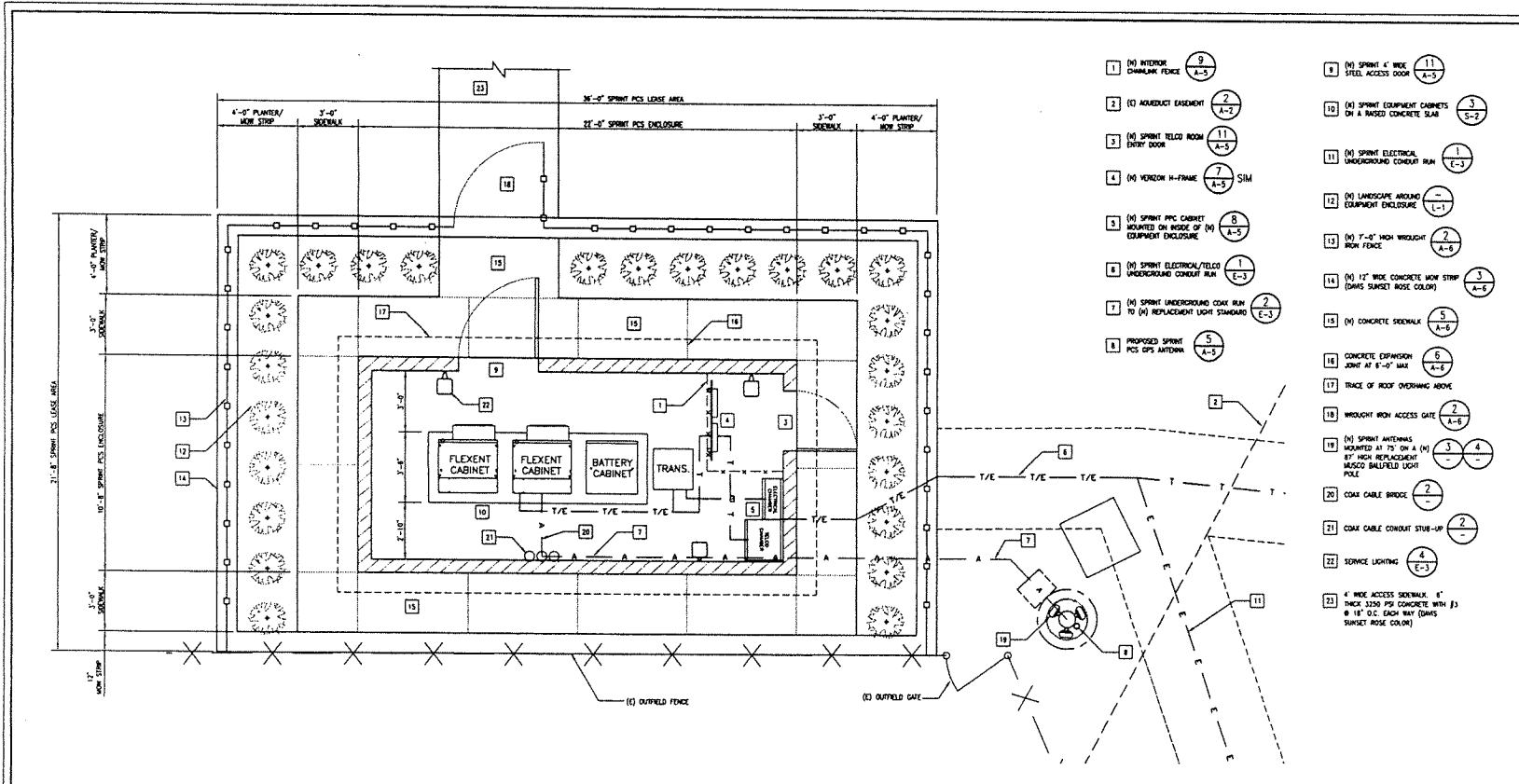
DRAWN BY: CHK. APV.
 DW DMC DMC

LICENSURE:

SHEET TITLE:
 ENLARGED SITE PLAN
 SECTION AT AQUEDUCT

SHEET NUMBER: REVISION:
A-2 **2**
 04-119

Attachment: Original AgreementUS-CA-5259_GL_010505 (6526 : Second Amendment to



Sprint
Sprint PCS Assets, LLC
18200 VON KARMAN, SUITE #100
IRVINE, CA 92612

PROJECT INFORMATION:
RV62XC902-A
JFK PARK
15115 INDIAN STREET
MORENO VALLEY, CA 92552
COUNTY OF RIVERSIDE

CURRENT ISSUE DATE:
7/19/04

ISSUED FOR:
PERMIT

REV.: DATE: DESCRIPTION: BY:

7/19/04	PARKS DEPT. COMMENTS	DC
6/10/04	ISSUED FOR 100% PERMIT	DC
3/8/04	ISSUED FOR 90% PERMIT	DW

PLANS PREPARED BY:
CDG
CONNELL DESIGN GROUP, LLC
CONSULTING CIVIL ENGINEERS
1545 ALLEN PARKWAY, SUITE 300 IRVINE, CA 92614
PH: 949.260.8777 FAX: 949.261.1133

CONSULTANT:

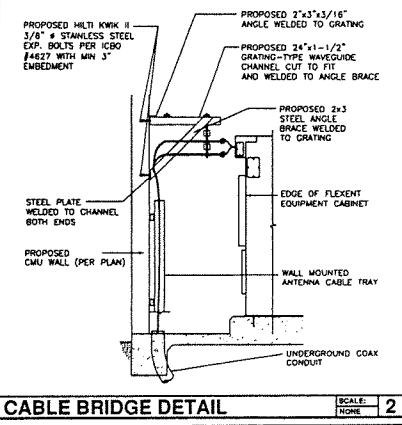
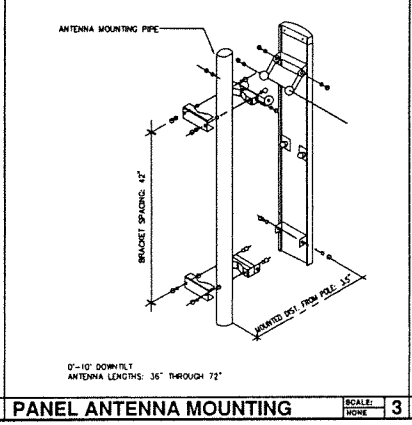
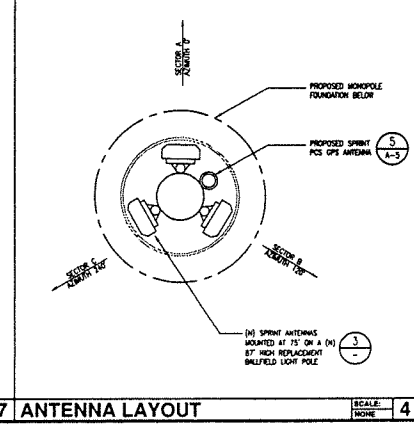
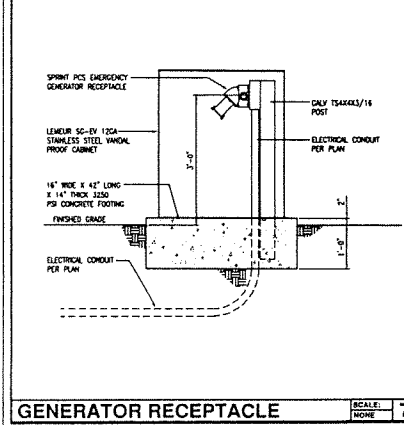
DRAWN BY: CHK.: APV.:
DW DMC DMC

LICENSURE:

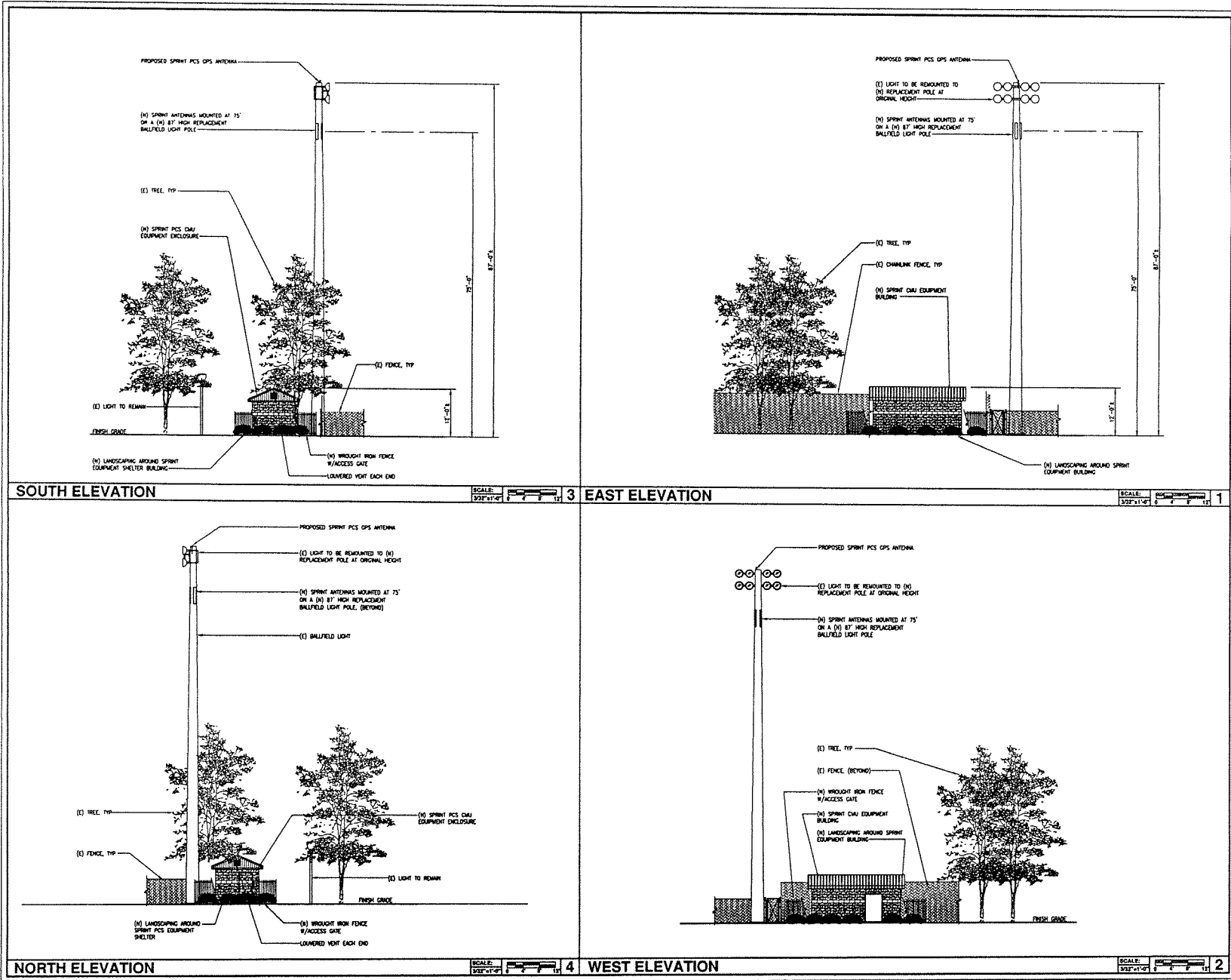
SHEET TITLE:
EQUIPMENT AREA PLAN
DETAILS

SHEET NUMBER: REVISION:
A-3 2
04-119

EQUIPMENT AREA PLAN



Attachment: Original AgreementUS-CA-5259_GL_010505 (6526 : Second Amendment to



Sprint
Sprint PCS Assets, LLC
18200 VON KARMAN, SUITE #100
IRVINE, CA 92612

PROJECT INFORMATION:
RV62XC902-A
JFK PARK
15115 INDIAN STREET
MORENO VALLEY, CA 92552
COUNTY OF RIVERSIDE

CURRENT ISSUE DATE:
7/19/04

ISSUED FOR:
PERMIT

REV.	DATE	DESCRIPTION	BY
1	7/19/04	PARKS DEPT. COMMENTS	DC
2	6/10/04	ISSUED FOR 100% PERMIT	DC
3	3/8/04	ISSUED FOR 90% PERMIT	DW

PLANS PREPARED BY:
CDG
CONNELL DESIGN GROUP, LLC
CONSULTING CIVIL ENGINEERS
12615 ALTON PARKWAY, SUITE 300, IRVINE, CA 92618
(949) 751-8807 OFFICE • (949) 751-8811 FAX

CONSULTANT:

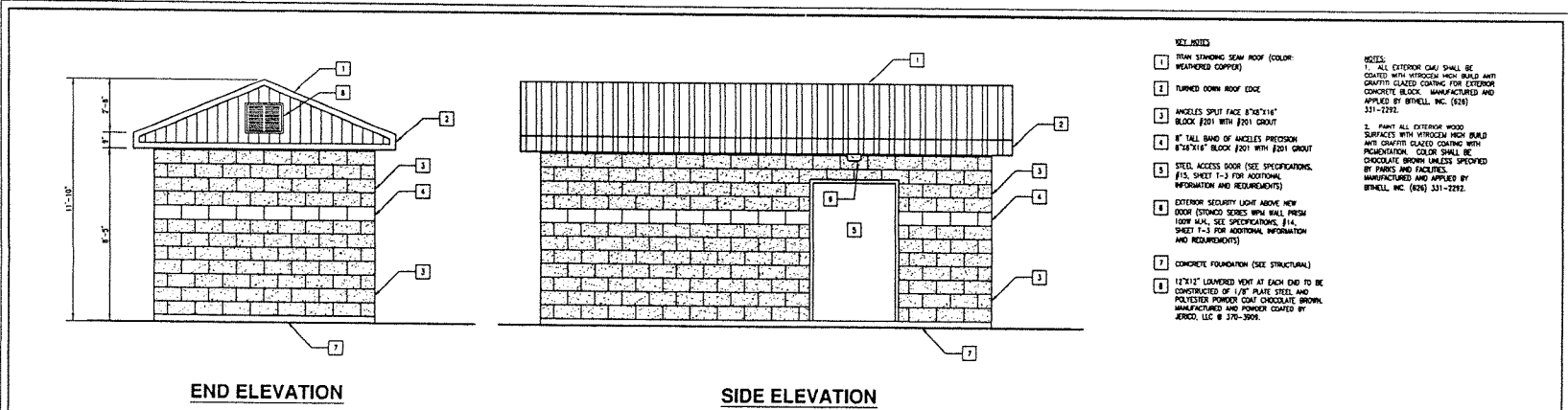
DRAWN BY: _____ CHK.: _____ APV.: _____
DW DMC DMC

LICENSURE:

SHEET TITLE:
ELEVATIONS

SHEET NUMBER: **A-4** REVISION: **2**
04-119

Attachment: Original AgreementUS-CA-5259_GL_010505 (6526 : Second Amendment to

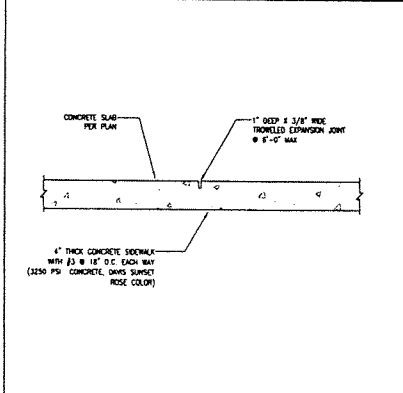
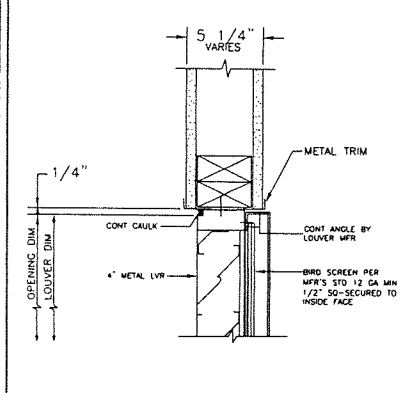


- NOTES:**
1. STEEL STRUCTURE SEAM ROOF (COLOR WEATHERED COPPER)
 2. TURNED DOWN ROOF EDGE
 3. ANGELES SPILT FACE 8"X16"X16" BLOCK #201 WITH #201 GROUT
 4. 8" TALL BAND OF ANGELES PRECISION 8"X16"X16" BLOCK #201 WITH #201 GROUT
 5. STEEL ACCESS DOOR (SEE SPECIFICATIONS, #14 SHEET T-3 FOR ADDITIONAL INFORMATION AND REQUIREMENTS)
 6. EXTERIOR SECURITY LIGHT ABOVE NEW DOOR (STONCO SERIES WPA WALL FINISH 100% HAZ. SEE SPECIFICATIONS, #14 SHEET T-3 FOR ADDITIONAL INFORMATION AND REQUIREMENTS)
 7. CONCRETE FOUNDATION (SEE STRUCTURAL)
 8. 12"X12" Louvered VENT AT EACH END TO BE CONSTRUCTED OF 1/8" PLATE STEEL AND POLYESTER POWDER COAT CHOCOLATE BROWN. MANUFACTURED AND POWDER COATED BY JERCO, LLC @ 370-3609.
- NOTES:**
1. ALL EXTERIOR CMU SHALL BE COATED WITH VITROCEM HIGH BUILD AND GRAFTED GLAZED COATING FOR EXTERIOR CONCRETE BLOCK. MANUFACTURED AND APPLIED BY BIRNELL, INC. (524) 331-1292.
 2. PAINT ALL EXTERIOR WOOD SURFACES WITH VITROCEM HIGH BUILD AND GRAFTED GLAZED COATING WITH PIGMENTATION. COLOR SHALL BE CHOCOLATE BROWN UNLESS SPECIFIED BY PARTS AND FACILITIES. MANUFACTURED AND APPLIED BY BIRNELL, INC. (524) 331-1292.

END ELEVATION

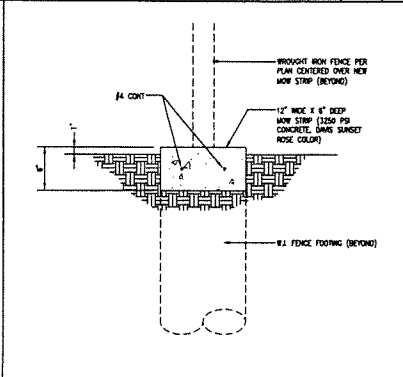
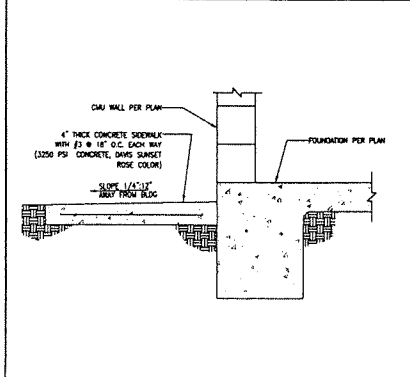
SIDE ELEVATION

SHELTER ELEVATIONS



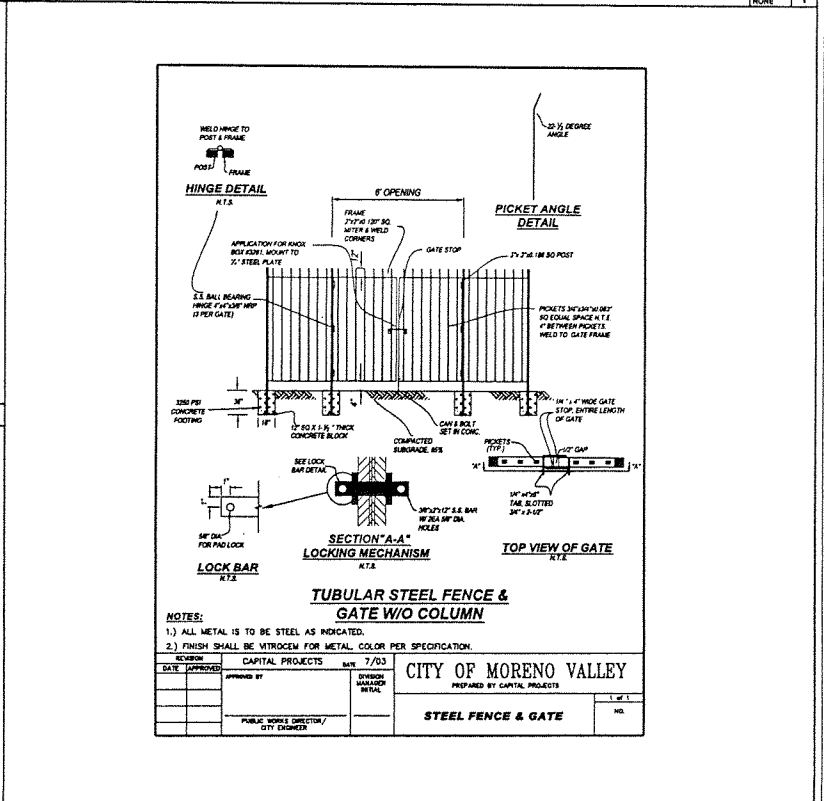
LOUVERED VENT

CONCRETE EXP JOINT



CONCRETE SIDEWALK

MOW STRIP



TUBULAR STEEL FENCE & GATE W/O COLUMN

NOTES:

- 1.) ALL METAL IS TO BE STEEL AS INDICATED.
- 2.) FINISH SHALL BE VITROCEM FOR METAL. COLOR PER SPECIFICATION.

REVISION	CAPITAL PROJECTS	DATE	7/03
DATE APPROVED	APPROVED BY	DIVISION	MANAGER
			METAL

CITY OF MORENO VALLEY
PREPARED BY CAPITAL PROJECTS

STEEL FENCE & GATE

Sprint
Sprint PCS Assets, LLC
18200 VON KARMAN, SUITE #100
IRVINE, CA 92612

PROJECT INFORMATION:
RV62XC902-A
JFK PARK
15115 INDIAN STREET
MORENO VALLEY, CA 92552
COUNTY OF RIVERSIDE

CURRENT ISSUE DATE:
7/19/04

ISSUED FOR:
PERMIT

REV.	DATE	DESCRIPTION	BY
Δ	7/19/04	PARKS DEPT. COMMENTS	DC
Δ	6/10/04	ISSUED FOR 100% PERMIT	DC
Δ	3/8/04	ISSUED FOR 90% PERMIT	DW

PLANS PREPARED BY:

CONNELL DESIGN GROUP, LLC
CONSULTING CIVIL ENGINEERS
13415 ALLEN HWY., SUITE 240, IRVINE, CA 92618
(949) 751-6887 OFFICE FAX: (949) 751-8833 FAX

CONSULTANT:

DRAWN BY: DW
CHK: DMC
APV: DMC

LICENSURE:

SHEET TITLE:
SHELTER ELEVATIONS, DETAILS

SHEET NUMBER: A-6
REVISION: 2

04-119


Attachment: Original AgreementUS-CA-5259_GL_010505 (6526 : Second Amendment to

EXHIBIT "C"

Conditional Use Permit and Conditions of Approval

Attachment: Original AgreementUS-CA-5259_GL_010505 (6526 : Second Amendment to Telecommunications Agreement with VB Run LLC)

M O R E N O



V A L L E Y

**PLANNING COMMISSION
STAFF REPORT**

Case: Conditional Use Permit PA04-0054

Date: October 14, 2004

Applicant: Sprint PCS Assets, LLC

Representative: Starbridge Communications

Location: John F. Kennedy Memorial Park, southwest corner of John F. Kennedy Drive and Indian Street

Proposal: Conditional Use Permit for a new wireless telecommunications facility.

Redevelopment Area: No

Recommendation: Approval

SUMMARY

Conditional Use Permit for a new wireless communications facility comprised of three panel antennas and one GPS antenna mounted on an existing 87' tall stadium light pole and an approximately 235-square foot equipment building. The existing light pole will be replaced with a larger diameter pole of equal height. The pole will continue to function as a ballfield light.

There are no outstanding issues associated with the proposed project; therefore, Staff recommends that the Planning Commission approve the proposal as designed and conditioned.

Planning Commission Staff Report
PA04-0054 – Conditional Use Permit
October 14, 2004
Page 2

PROJECT DESCRIPTION

Project

On April 7, 2004, Sprint PCS Assets, LLC submitted an application for a Conditional Use Permit to construct a new telecommunications facility within John F. Kennedy Memorial Park near the northwest corner of the ballfield. The applicant will be required to lease a portion of the park from the City of Moreno Valley. The lease site will include an area for a new building in which all the telecommunications equipment will be placed and an adjacent stadium light pole.

The project as proposed will mount three panel antennas and a Global Positioning System (GPS) antenna at a height of 75-feet on an ~~existing~~ 87-foot stadium light pole. The applicant proposes to replace the existing pole with a larger diameter stadium light pole of equal height. The larger diameter pole is required to accommodate the additional coaxial cable and wiring associated with the antennas. This project is conditioned to ensure that the stadium light will continue to operate at this location.

The project also includes an adjacent equipment building of approximately 235-square feet. The project is conditioned to place all telecommunications equipment including air conditioning units, electrical cabinets, etc. inside the building.

Site/Surrounding Area

This project is situated within a portion of John F. Kennedy Memorial Park, which is located at the southwest corner of John F. Kennedy Drive and Indian Street. As noted above, the proposed facility is situated near the northwest corner of the ballfield, which is in the northwest portion of the park. The park site is owned and maintained by the City of Moreno Valley and is comprised of open grassy areas, a ball diamond, playground equipment, tennis courts, restrooms and visitor parking.

There is a 100-foot easement for the California Aqueduct and a 20-foot easement for Eastern Municipal Water District, which bisects the park near the proposed telecommunications facility. The pole and equipment building are located outside of the easement area. The project has been conditioned to obtain all necessary encroachment permits from these outside agencies, if utility connections must cross the easements.

The park is zoned Open Space (OS) for low intensity, outdoor-oriented recreational facilities. The proposed use was reviewed under Municipal Code Section 9.09.040 for telecommunications facilities, which requires approval of a Conditional Use Permit for this type of use in Open Space districts.

The park wraps around a fire station, which is located to the east of the project. This station is accessed from Indian Street and is separated from the park by block walls and landscape screening.

**Planning Commission Staff Report
PA04-0054 – Conditional Use Permit
October 14, 2004
Page 3**

The adjacent land uses to the north, south, east, and west are single-family residences in the R5 zone. The homes located immediately adjacent to the park – west and south of the project – have been developed with block walls at the rear property lines to separate the homes from the park. The nearest homes are located to the west of the proposed pole and equipment building locations. The distance from the stadium light pole to the nearest residential property is approximately 100-feet at its nearest point.

Access/Parking

The project will be serviced once a month for routine maintenance. This maintenance would not typically require vehicular access for the service vehicle. The applicant proposes accessing the facility by parking along Gabriel Street and using existing sidewalks to cross the park to the equipment shelter and pole location on foot.

This type of facility does not require on-site personnel. Therefore, no additional improvements are required for access or parking purposes.

Design/Landscaping

The proposed telecommunications facility includes a “flush-mounted” antenna array mounted at a height of 75-feet on an existing 87-foot tall stadium light pole. A “flush-mounted” array is an installation that mounts the panels in a parallel fashion directly against the pole. The existing pole will be replaced with a larger diameter pole in order to accommodate the project’s coaxial cable and other wiring. The orientation of the antennas and the larger diameter pole will reduce the silhouette of the array. The panels and all related pole-mounted equipment will be painted to match the pole, which further reduces their aesthetic impact.

The telecommunications equipment will not be visible, since it must be placed inside an adjacent building. The design of the equipment building includes a peaked standing seam metal roof and decorative block walls. The building design is consistent with Parks and Recreation Department standards for other buildings in City parks such as restrooms and storage buildings.

The project has been designed with a generator receptacle next to the parking lot for the park. The generator has been conditioned for use only during an emergency and it must comply with the City’s noise standards.

The equipment building will be placed inside a wrought iron enclosure and screened with screening shrubs placed inside the perimeter of the wrought iron fence. The stadium light pole will not be fenced or enclosed. Utility and other equipment connections to the equipment building will be underground and similar connections from the building to the pole mounted equipment must also be underground.

The project site is 176-feet from John F. Kennedy Drive and over 400-feet from Indian Street. The park has a great deal of mature landscape, including trees, which help

Planning Commission Staff Report
PA04-0054 – Conditional Use Permit
October 14, 2004
Page 4

screen the use from off-site. Existing trees on the site will not be disturbed by approval of this conditional use permit.

A Conditional Use Permit (PA00-0053) for a similar telecommunications facility was approved by the Planning Commission at this same park in February 2001. The applicant, AT&T, proposed to place their equipment on an existing pole that was actually closer to the adjacent residences (approximately 50-feet).

In comparison, the current project proposes to utilize an existing pole that is approximately 100-feet from the nearest residential property. The design and location of the equipment building is also an improvement over the prior approval.

REVIEW PROCESS

In the review of this project, consideration was given to the potential impact of the telecommunications facility tentative to the park and to surrounding land uses. Staff reviewed this project on May 11, 2004, and minor modifications were required to the site plan and elevations. Revised plans were submitted in June, July and August 2004 to address Parks and Recreation design concerns. Upon completion of all revision comments, the project was then scheduled for Planning Commission public hearing.

ENVIRONMENTAL

An Initial Study has been completed for the project. Based upon the Initial Study, a determination has been made that this project will not result in the potential for significant impacts to the environment. Therefore, the adoption of a Negative Declaration is recommended.

NOTIFICATION

Public notice was sent to all property owners of record within 300' of the project. The public hearing notice for this project was also posted on the project site and published in the local newspaper. As of the date of report preparation, staff had received no inquiries in response to the noticing for this project.

REVIEW AGENCY COMMENTS

Staff received the following responses to the Project Review Staff Committee transmittal; which was sent to all potentially affected reviewing agencies.

<u>Agency</u>	<u>Response Date</u>	<u>Comments</u>
Southern California Gas Co.	May 14, 2004	No Issues
Southern California Edison	May 15, 2004	No Issues

Planning Commission Staff Report
 PA04-0054 – Conditional Use Permit
 October 14, 2004
 Page 5

STAFF RECOMMENDATION

Staff recommends that the Planning Commission take the following action:


APPROVE Resolution No. 2004-69, adopting a Negative Declaration for Conditional Use Permit PA04-0054 in that this project will not result in significant environmental impacts, and approving Conditional Use Permit PA04-0054, subject to the attached conditions of approval included as Exhibit A.

Prepared by:

Approved by:



 Jeff Bradshaw
 Associate Planner



 for John C. Terell, AICP
 Planning Official

ATTACHMENTS:

1. Public Hearing Notice
2. Resolution No. 2004-69 with attached conditions of approval
3. Negative Declaration
4. Initial Study
5. Aerial Photograph
6. Reduced Site Plan and Elevations
7. Photo simulations

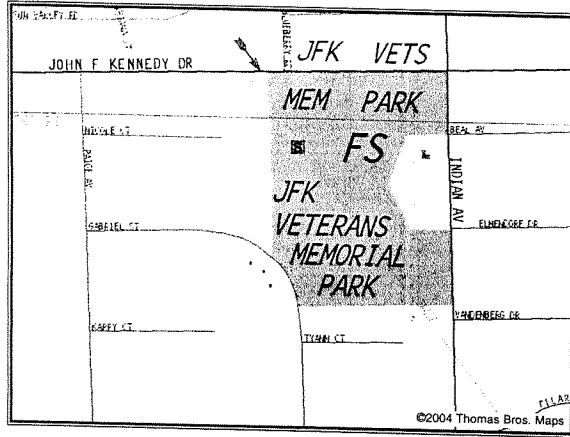


RV62XC902-A


JFK PARK

15115 INDIAN STREET MORENO VALLEY, CA 92552

LOCATION



EXISTING



VIEW 1

PROPOSED -- LOOKING SOUTHEAST FROM JOHN F. KENNEDY DRIVE

PLANNING COMMISSION	
APPROVED	
10/14/04	<i>J. Brackman</i>
DATE	INITIALS

ARTISTIC ENGINEERING WARRANTS THAT THIS PHOTO SIMULATION IS AN ACCURATE REPRESENTATION OF THE SITE BASED UPON INFORMATION PROVIDED BY PROJECT APPLICAN



Attachment: Original AgreementUS-CA-5259_GL_010505 (6526 : Second Amendment to


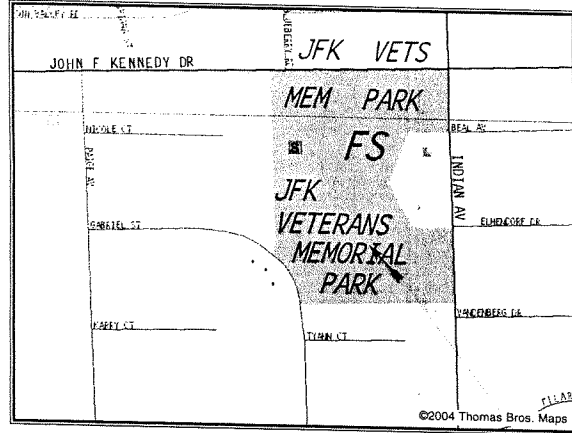


RV62XC902-A

JFK PARK


15115 INDIAN STREET MORENO VALLEY, CA 92552

LOCATION



EXISTING

VIEW 2



PROPOSED - LOOKING NORTHWEST FROM PARK

ARTISTIC ENGINEERING WARRANTS THAT THIS PHOTO SIMULATION IS AN ACCURATE REPRESENTATION OF THE SITE BASED UPON INFORMATION PROVIDED BY PROJECT APPLICANT



Attachment: Original AgreementUS-CA-5259_GL_010505 (6526 : Second Amendment to

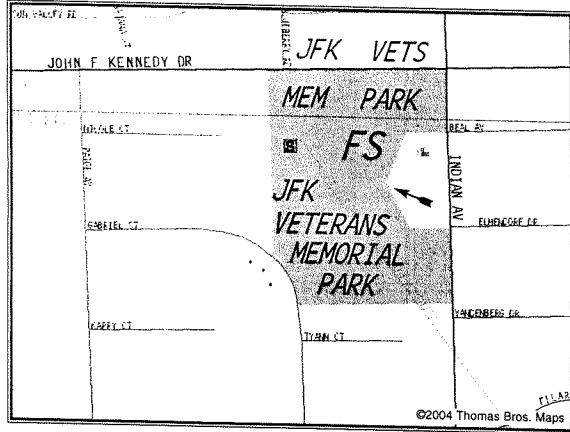


RV62XC902-A

JFK PARK

15115 INDIAN STREET MORENO VALLEY, CA 92552

LOCATION



VIEW 3



EXISTING



PROPOSED - LOOKING NORTHWEST FROM PARKING LOT

ARTISTIC ENGINEERING WARRANTS THAT THIS PHOTO SIMULATION IS AN ACCURATE REPRESENTATION OF THE SITE BASED UPON INFORMATION PROVIDED BY PROJECT APPLICANT



Attachment: Original AgreementUS-CA-5259_GL_010505 (6526 : Second Amendment to


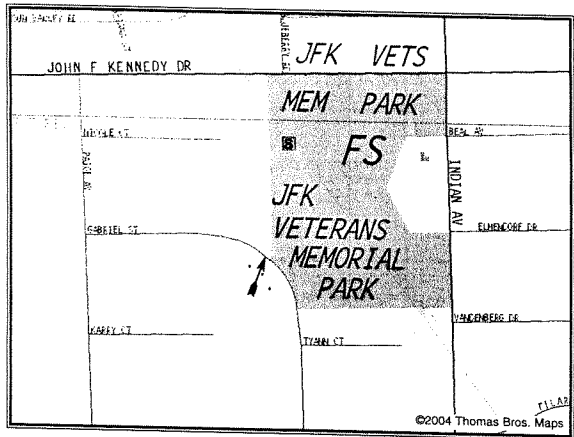


RV62XC902-A


JFK PARK

15115 INDIAN STREET MORENO VALLEY, CA 92552

LOCATION



EXISTING



PROPOSED - LOOKING NORTHEAST FROM GABRIEL STREET

ARTISTIC ENGINEERING WARRANTS THAT THIS PHOTO SIMULATION IS AN ACCURATE REPRESENTATION OF THE SITE BASED UPON INFORMATION PROVIDED BY PROJECT APPLICANT



Attachment: Original AgreementUS-CA-5259_GL_010505 (6526 : Second Amendment to



Sprint PCS Assets, LLC

RV62XC902-A

JFK PARK

15115 INDIAN STREET
 MORENO VALLEY, CA 92552
 COUNTY OF RIVERSIDE

APPROVALS

MORENO VALLEY
 People • Pride • Progress

PLANNING COMMISSION

PLANNING COMMISSION APPROVED
 10/17/04
 DATE INITIALS

ADMINISTRATIVE REVIEW APPROVED

Date Initials

Sprint
 Sprint PCS Assets, LLC

18200 VON KARMAN, SUITE #100
 IRVINE, CA 92612

PROJECT INFORMATION:

RV62XC902-A
 JFK PARK
 15115 INDIAN STREET
 MORENO VALLEY, CA 92552
 COUNTY OF RIVERSIDE

CURRENT ISSUE DATE: 8/17/04

ISSUED FOR: PERMIT

REV. DATE DESCRIPTION BY:

3	8/17/04	PARKS DEPT. COMMENTS	DC
2	7/19/04	PARKS DEPT. COMMENTS	DC
1	6/10/04	ISSUED FOR 100% PERMIT	DC
1	3/8/04	ISSUED FOR 90% PERMIT	DW

PLANS PREPARED BY:

CDG
 CONNELL DESIGN GROUP, LLC
 CONSULTING CIVIL ENGINEERS
 15615 ALTON PARKWAY, SUITE 300, IRVINE CA 92618
 (949) 753-8807 OFFICE • (949) 753-8833 FAX

CONSULTANT:

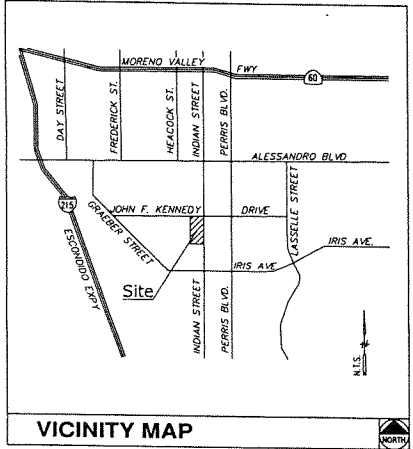
DRAWN BY: _____ CHK: _____ APV: _____

DW OMC DMC

LICENSE:

SHEET TITLE: TITLE SHEET

SHEET NUMBER: _____ REVISION: _____



VICINITY MAP

FROM JOHN WAYNE AIRPORT (ORANGE COUNTY)
 55 Fwy NORTH TO THE 91 EAST TO THE 80 EAST, EXIT AT HEACOCK, PROCEED SOUTH ON HEACOCK TO JOHN F. KENNEDY BLVD, GO EAST ON JFK TO INDIAN STREET, GO SOUTH ON INDIAN TO PARK ENTRANCE.

THOMAS BROTHERS MAP PAGE NUMBER 717 E-1 (5B, RV 2004)

DRIVING DIRECTIONS

PROJECT DESCRIPTION

THE PROJECT CONSISTS OF THE INSTALLATION AND OPERATION OF ANTENNAS AND ASSOCIATED EQUIPMENT CABINETS FOR SPRINT SPECTRUM'S PERSONAL COMMUNICATION SERVICES (PCS) WIRELESS TELECOMMUNICATIONS NETWORK. A TOTAL OF THREE ANTENNAS MOUNTED ON A (N) 67' HIGH REPLACEMENT BALLFIELD LIGHT STANDARD @ 75' A.G.L., THREE EQUIPMENT CABINETS AND ONE PPC CABINET ARE (N) AT THIS SITE. THE EQUIPMENT WILL BE CONTAINED INSIDE A (N) CMU EQUIPMENT ENCLOSURE.

CODE COMPLIANCE

ALL WORK AND MATERIALS SHALL BE PERFORMED AND INSTALLED WITH THE CURRENT EDITIONS OF THE FOLLOWING CODES AS ADOPTED BY THE LOCAL GOVERNING AUTHORITIES, NOTHING IN THESE PLANS IS TO BE CONSTRUED TO PERMIT WORK NOT CONFORMING TO THESE CODES.

- 2001 CALIFORNIA BUILDING CODE (01 CBC)
- 2001 CALIFORNIA PLUMBING CODE (01 CPC)
- 2001 CALIFORNIA MECHANICAL CODE (01 CMC)
- 2001 CALIFORNIA ELECTRICAL CODE (01 CEC)
- 2001 CALIFORNIA ENERGY EFFICIENCY STANDARDS FOR NON-RESIDENTIAL AS ADOPTED BY THE CITY

APPLICANT/LESSEE

SPRINT PCS ASSETS, LLC
 18200 VON KARMAN, SUITE 100
 IRVINE, CA 92612

SPRINT SITE DELIVERY SPECIALIST:
 CONTACT: JEREMY MYERS
 OFFICE PHONE: (913) 227-1561
 OFFICE FAX: (913) 227-5856
 EMAIL: jmyers15@sprintpcspectrum.com

SPRINT RF ENGINEER:
 CONTACT: ERIC WONG
 OFFICE PHONE: (949) 623-5381
 OFFICE FAX: (949) 623-5166
 EMAIL: ewong55@sprintpcspectrum.com

PROPERTY INFORMATION

OWNER: CITY OF MORENO VALLEY
 ADDRESS: 14177 FREDERICK STREET
 MORENO VALLEY, CA 92552
 CONTACT: DARIA PADOCHAS
 DARIA PADOCHAS (909) 413-3131
 PHONE: 780 ± SQ. FT.
 AREA OF CONSTRUCTION: U-UTILITY
 OCCUPANCY TYPE: V-N
 CONSTRUCTION TYPE: OS
 CURRENT ZONING: 455042028
 A.P.N.:
 HANDICAP REQUIREMENTS: FACILITY IS UNMANNED AND NOT FOR HUMAN HABITATION. HANDICAPPED ACCESS NOT REQUIRED.

PROJECT SUMMARY

CIVIL ENGINEER:

CONNELL DESIGN GROUP
 15615 ALTON PARKWAY, SUITE 300
 IRVINE, CA 92618
 CONTACT: DAN CONNELL
 OFFICE PHONE: (949) 753-8807
 OFFICE FAX: (949) 753-8833
 EMAIL: dconnell@connelldesigngroup.com

PLANNING CONSULTING AND AUTHORIZED AGENT:

STARBUROGE
 3941 BROCKTON AVE., SUITE 2
 RIVERSIDE, CA 92501
 CONTACT: STEVE OLSON
 OFFICE PHONE: (520) 991-9959
 OFFICE FAX: (909) 788-8056
 EMAIL: solson@starburowge.com

LAND SURVEYOR:

CALVADA SURVEYING
 108 BUSINESS CENTER DRIVE
 CORONA, CA 92680
 CONTACT: ARMANDO DUPOUNT
 OFFICE PHONE: (909) 280-9980
 FAX: (909) 280-9746
 EMAIL: armando@calvada.com

PROJECT TEAM

SHEET	DESCRIPTION
T-1	TITLE SHEET
T-2	GENERAL NOTES, MATERIALS LIST, LEGEND, ABBREVIATIONS
T-3	GENERAL NOTES / SPECIFICATIONS
LS-1	TOPOGRAPHIC SURVEY (FOR REFERENCE ONLY)
A-1	SITE PLAN, CONSTRUCTION NOTES
A-2	ENLARGED SITE PLAN, SECTION AT ADJUNCT
A-3	EQUIPMENT ROOM PLAN, DETAILS
A-4	ELEVATIONS
A-5	DETAILS
A-6	DETAILS
S-1	FOUNDATION PLAN, ROOF PLAN, STRUCTURAL NOTES
S-2	STRUCTURAL DETAILS
E-1	SINGLE LINE DIAGRAM, UTILITY ROUTING, PANEL SCHEDULE AND NOTES
E-2	EQUIPMENT AND ANTENNA GROUNDING DETAILS AND NOTES
E-3	ELECTRICAL DETAILS
L-1	LANDSCAPE / IRRIGATION PLANS, DETAILS
L-2	LANDSCAPE / IRRIGATION DETAILS

SHEET INDEX ISSUED FOR: PERMIT

DO NOT SCALE DRAWINGS

CONTRACTOR SHALL VERIFY ALL PLANS AND EXISTING DIMENSIONS AND CONDITIONS ON THE JOB SITE AND SHALL IMMEDIATELY NOTIFY THE ARCHITECT IN WRITING OF ANY DISCREPANCIES BEFORE PROCEEDING WITH THE WORK OR BE RESPONSIBLE FOR SAME.

THESE PLANS HAVE BEEN SCALED FOR 24X36 SIZE SHEETS. OTHER SIZE SHEETS MUST BE SCALED ACCORDINGLY.

GENERAL CONTRACTOR NOTES

Attachment: Original Agreement US-CA-5259_GL_010505 (6526 : Second Amendment to



Sprint PCS Assets, LLC

18200 VON KARMAN, SUITE #100
IRVINE, CA 92612

PROJECT INFORMATION:

RV62XC902-A
JFK PARK
15115 INDIAN STREET
WOREND VALLEY, CA 92552
COUNTY OF RIVERSIDE

CURRENT ISSUE DATE:

7/19/04

ISSUED FOR:

PERMIT

REV. DATE DESCRIPTION BY:

Table with 4 columns: REV., DATE, DESCRIPTION, BY. Contains three revision entries for permit issuance and date changes.

PLANS PREPARED BY:



CONNELL DESIGN GROUP, LLC
CONSULTING CIVIL ENGINEER
15115 ALTON DRIVE, SUITE 500, IRVINE, CA 92618
(949) 751-8801 OFFICE - (949) 751-8811 FAX

CONSULTANT:

Table with 2 columns: DRAWN BY, CHK., APV. Contains names DW, DMC, DMC.

LICENSE:

SHEET TITLE:
GENERAL NOTES
MATERIALS LIST
LEGEND
ABBREVIATIONS

SHEET NUMBER: REVISION:

Packet Pg. 465

MATERIALS LIST table with columns: ITEM DESCRIPTION, MANUFACTURER, MODEL OR PART #, QTY, UNIT, PRICE PER UNIT, BY. Lists various materials like antennas, cables, and mounting hardware.

LEGEND table with columns: A/B, ANCHOR BOLT, AND/OR HEAVY, etc. Lists abbreviations and their corresponding symbols for materials and construction details.

ANTENNA & CABLE SCHEDULE table with columns: ANTENNA/SECTOR, ANTENNA MAKE/MODEL, COAXIAL CABLE LENGTH, NUMBER OF CABLES, etc. Lists specific antenna and cable specifications for the project.

Attachment: Original Agreement US-CA-5259_GL_010505 (6526 : Second Amendment to

MORENO VALLEY PARKS AND RECREATION TELECOMMUNICATIONS SITE SPECIFICATIONS FOR PARKS

These specifications are in addition to the requirements set forth in the Conditional Use Permit:

General Specifications

- 1. All equipment utilized for Telecommunications equipment shall be reviewed and approved by Parks and Recreation, Planning, Land Development, Fire Services, and Building and Safety Division prior to approval and issuance of any permits.
2. Upon termination of the Agreement, the Licensee may be required by the City/CSD to restore the site to its original condition...
3. At the discretion of Parks and Recreation, a sports field light pole, flagpole, or other device shall be utilized to transmittive signal...
4. Sports field light poles combined with cellular equipment shall be designed with the assistance of Musco Lighting...
5. Any proposed step down transformer is to be located in the building and have proper ventilation.
6. Any telephone landline service shall be located within the building.
7. If a generator is utilized, it shall be of an approved quiet type and located within the building, sound insulated, and properly vented.
8. Other than pole mounted transmitting/receiving devices, no other equipment shall be located outside of the building.

No AC Units outside bldg.; only a meter on the outside of building.

- 9. The building shall be constructed of decorative split-faced block for the majority of City sites. The size shall be 8" x 8" x 16" unless specified otherwise by Parks and Facilities.
10. Angulus split-faced #201 with a band of #201 precision block at 5' high. Grout shall be #201.
11. Orco block 'Wheat' split-faced block with a band of 'Wheat' precision block at 5' high. Grout shall be 'Wheat' color.
12. The roof shall be 'Titan' standing seam. Color to be 'Weathered Copper' or other color designated by Parks and Facilities.
13. In Moreno Valley Ranch locations the block type shall be slump stone. The roof type shall be a Spanish or Mediterranean look red concrete tile or metal roofing with a barrel tile look.
14. The building shall have exterior security lighting. The specification for lighting fixtures shall be Sirocco series WPM Walipolism, 100 or 150 watt IAH (metal halide), tamper-proof screws, polycarbonate lens cover, stainless steel wire guard, photconcent, medium bronze finish, 100 watt shall be utilized where the building is in close proximity to residences.
15. Entrance doors to the building shall be manufactured of tubular steel or be solid doors. Tubular steel doors shall be constructed per the Fence and Gate Specification.
16. A warning sign shall with graffiti overlay coating shall be installed on the door of the building.
17. All buildings shall be coated with an anti-graffiti coating. The specification shall be 'Virogram High Build Anti-Grffiti Coating for Concrete Block'.

"Rated Number One in Family Recreation in Riverside County"

- 18. Paint for wood surfaces shall be Virogram High Build Anti-Grffiti Coating with Pigmentation; Color shall be Chocolate Brown unless specified otherwise by Parks and Facilities.
19. If outside ventilation is to be utilized on the building it shall be constructed from 1/8" plate steel and polyester powder coated chocolate brown.
20. If access to the building is needed, the applicant shall be required to design and build access if suitable access does not exist at the site.
21. A 3' wide concrete apron shall surround the building. The apron shall be 4" thick and sloped with drainage away from the building.
22. A tubular steel fence is to be constructed on the outside perimeter of project per the Fence and Gate Specification.
23. A 3' planter is to be installed within the fenced area of project on all sides unless otherwise specified by Parks and Facilities.
24. Irrigation for the shrubs is to be installed from the main irrigation line.
25. Current irrigation located within and surrounding the project shall be relocated to provide irrigation to the existing turf.
26. The contractor is responsible for any and all damage to turf, concrete, plants, irrigation, electrical, etc. Any and all damaged items shall be replaced and paid for by the contractor before a release is issued.

"Rated Number One in Family Recreation in Riverside County"

- 27. All permits are the responsibility of the contractor.
28. Inspections are required on all phases of the project. 48-hour notification shall be provided to Parks and Facilities.
29. Any changes or deviations shall be approved in writing from the Parks and Facilities Manager prior to construction.
30. Turnover items: three complete sets of As-Built plans and one As-Built Mylar of entire project.

Fence and gate specifications:

- 3" X 3" X .188" galvanized wall posts. Set at 8' spacing (approximate).
2" X 2" X .120" galvanized wall top and bottom rail.
3/4" X 3/4" X .035" galvanized wall pickets with the top 1/2" curved outward at 30°. Spacing not to exceed 4" between pickets.
The gate shall have an industrial strength locking device, capable of withstanding two (2) pedicabs for access by City and applicant.
The finished fence and gate is to be 7' in height (6' fence with 1' curved outward, squared and capped).
All posts shall have footings 12" diameter x 24" deep minimum, 2500-PSI concrete.
A City approved Knox box #3266 shall be installed in the gatepost. Application for Knox box to be obtained from the City's Fire Prevention Bureau.
All posts, rails, pickets, and related hardware to be hot dip galvanized and electrostatically coated after installation. See Paint Schedule.

Paint specification for metal surfaces:

Color: Gloss Chocolate Brown, unless specified otherwise. Finish coatings shall be color United. All coatings shall be electrostatically applied.

Prime Coats (2): DuPont High Performance Coatings Coran® 2.1-ST high solids epoxy for steel (Minimum Dry Film Thickness [DFT] 10-mils, with two coats).

Finish Coats (2): First Finish coat shall be DuPont High Performance Coatings Irovron® 2.5-HG, high solids polyurethane gloss (Minimum Dried Film Thickness shall be 4.0 mils with two or more coats).

*Additional coats may be required to provide full and even coverage.

"Rated Number One in Family Recreation in Riverside County"

Contractor shall coordinate to have a Parks & Facilities inspector on-site for all coatings. A minimum of 48 hours notice is required for all inspections.

Paint Application and Workmanship for All Metal Surfaces:

- 1. All surfaces not to be painted shall be protected during cleaning and painting operations. Any surfaces or material (columns, walkways, plants, etc.) that are damaged during the cleaning and/or painting operations shall be repaired or replaced at the contractor's expense.
2. All surfaces shall be cleaned, de-glossed, and prepped to the paint manufacturer's specifications.
3. All materials shall be applied uniformly by electrostatic coating. If any thinning of the coating is necessary, it shall be done in accordance with the manufacturer's label directions.
4. Mechanical mixers, capable of thoroughly mixing the pigment with the paint shall be used according to the manufacturer's instructions.
5. No exterior painting shall be undertaken if air or surface temperature is below 50 degrees Fahrenheit, nor immediately preceding or following rain or until frost, dew, or condensation has evaporated.
6. Refer to the manufacturer's data sheet and comply with the requirements regarding application such as mixing of the components, thinning, and application equipment.
7. When surface temperatures are high, care must be taken while applying the paint to prevent formation of voids, pinholes, and bubbles due to the rapid evaporation of solvent.
8. If more than one day passes between subsequent coats, contaminated areas must be further prepared by brush-off blast, water blasting, or steam cleaning.

Planning Division - Standard Requirements for Pole-mounted Facilities

- 1. The approved plans and photo simulations must include all equipment, cables, connections, supports, brackets, etc. that are required for the installation and operation of the pole-mounted antennas.
2. All ancillary equipment and hardware attached to the stadium high pole shall be painted to match the light pole, or as approved by the Community and Economic Development Director.
3. There shall be no signage or graphics affixed to the new equipment, equipment building or fence except for public safety warnings.
4. All proposed ancillary equipment shall be placed within the confines of the equipment building. Any associated fencing or gates shall be of wrought iron construction; chain link is not acceptable. No barbed or razor wire fencing shall be used for the facility.

"Rated Number One in Family Recreation in Riverside County"


- 5. The antennas shall be a flush-mounted design.
6. All utility connections, telecommunications equipment, coaxial, or any other connections to the monopole shall be underground.
7. The facility and pole shall be designed for co-location of facilities and other equipment for the same or other companies in accordance with city regulations.

Fire Prevention Bureau - Communications Systems

- 1. Prior to issuance of building permit applicant shall provide written verification that the system they will be installing will not interfere with Fire or Police Communication System.
2. Any after installation, any interruption of Fire, Police or other public emergency Communication System due to the purveyor's system, the purveyor shall cease to operate site until corrections can be made to purveyor's system.

ULCAPRODLINEAPROPRMULFV Vector Metered Panel/Cell Line/OT9003 Telecommunications Specification for Parks and Planning/Int.

"Rated Number One in Family Recreation in Riverside County"



PROJECT INFORMATION: RVE2XC902-A JFK PARK 15115 INDIAN STREET MORENO VALLEY, CA 92552 COUNTY OF RIVERSIDE

CURRENT ISSUE DATE: 7/19/04

ISSUED FOR: PERMIT

REV. DATE DESCRIPTION BY

Table with 4 columns: REV. DATE, DESCRIPTION, BY, and a fourth column. Contains revision history entries for 7/19/04, 6/10/04, and 3/8/04.

PLANS PREPARED BY:



CONSULTANT:

DRAWN BY: DW CHK: DMC APV: DMC

LICENSE:

SHEET TITLE: GENERAL NOTES SPECIFICATIONS

SHEET NUMBER: REVISION:

Attachment: Original AgreementUS-CA-5259_GL_010505 (6526 : Second Amendment to

Attachment: Original AgreementUS-CA-5259_GL_010505 (6526 : Second Amendment to



PROJECT INFORMATION:
 RV62XC902-A
 JFK PARK
 15115 INDIAN STREET
 MORENO VALLEY, CA 92552
 COUNTY OF RIVERSIDE

CURRENT ISSUE DATE:
 7/19/04

ISSUED FOR:
 PERMIT

REV. DATE	DESCRIPTION	BY
7/19/04	PARKS DEPT. COMMENTS	DC
6/10/04	ISSUED FOR 100% PERMIT	DC
3/8/04	ISSUED FOR 90% PERMIT	DW

PLANS PREPARED BY:
CONNELL DESIGN GROUP, LLC
 CONSULTING CIVIL ENGINEERS
 15115 ALTON PKWY., SUITE 340, IRVINE, CA 92618
 (949) 551-8807 OFFICE - (949) 751-8311 FAX

CONSULTANT:

DRAWN BY: _____ **CHK.:** _____ **APV.:** _____
 DW DMC DMC

LICENSE:

SHEET TITLE:
 SITE PLAN
 CONSTRUCTION NOTES

SHEET NUMBER: _____ **REVISION:** _____

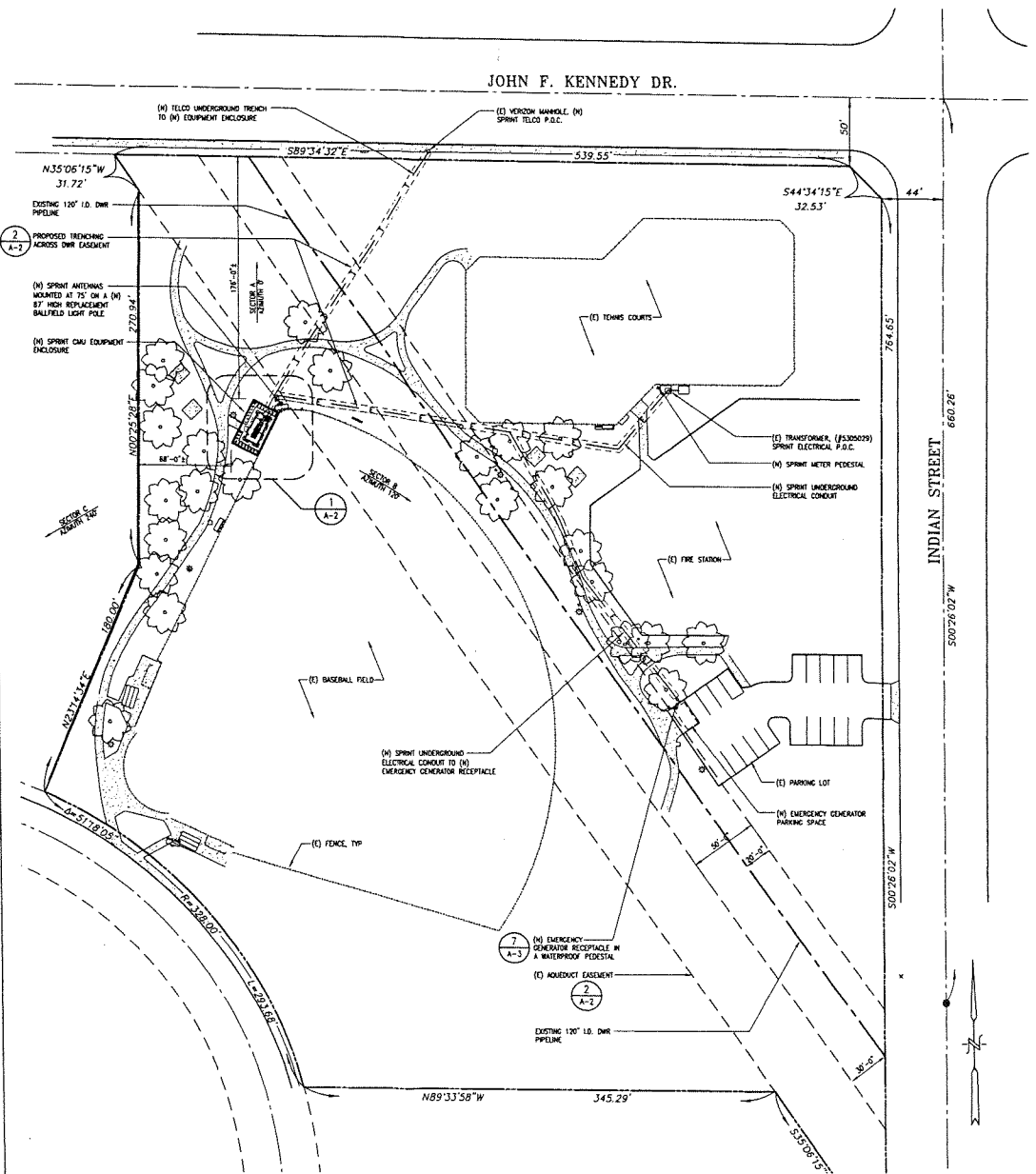
ELEVATION: 1535 FEET

- ELEVATIONS ARE U.S.G.S. DATUM.
- SURVEY INFORMATION SHOWN IS OBTAINED FROM A SURVEY PREPARED BY CALVADA SURVEYING, INC TITLED JFK PARK DATED FEBRUARY 10, 2004.
- THE ARCHITECT/ENGINEER CONNELL DESIGN GROUP AND REPRESENTATIVES OF THE OWNER, MUST BE NOTIFIED AT LEAST TWO FULL DAYS PRIOR TO COMMENCEMENT OF CONSTRUCTION AT (949) 753-8807 UNLESS OTHERWISE NOTED.
- DO NOT EXCAVATE OR DISTURB BEYOND THE PROPERTY LINES OR LEASE LINES, UNLESS OTHERWISE NOTED.
- DO NOT SCALE BUILDING DIMENSIONS FROM DRAWINGS.
- ANY DRAIN AND/OR FIELD TILE ENCOUNTERED DURING CONSTRUCTION SHALL BE RETURNED TO ITS ORIGINAL CONDITION PRIOR TO COMPLETION OF WORK. SIZE, LOCATION AND TYPE OF ANY UNDERGROUND UTILITIES OR IMPROVEMENTS SHALL BE ACCURATELY NOTED AND PLACED ON AS-CONSTRUCTED DRAWINGS BY GENERAL CONTRACTOR AND ISSUED TO ARCHITECT/ENGINEER AT COMPLETION OF PROJECT.
- ALL EXISTING UTILITIES, FACILITIES, CONDITIONS, AND THEIR DIMENSIONS SHOWN ON PLANS HAVE BEEN PLOTTED FROM AVAILABLE RECORDS. THE ARCHITECT/ENGINEER AND OWNER ASSUME NO RESPONSIBILITY WHATSOEVER AS TO THE SUFFICIENCY OR ACCURACY OF THE INFORMATION SHOWN ON THE PLANS OR THE MANNER OF THEIR REMOVAL OR ADJUSTMENT. CONTRACTOR SHALL BE RESPONSIBLE FOR DETERMINING EXACT LOCATION OF ALL EXISTING UTILITIES AND FACILITIES PRIOR TO START OF CONSTRUCTION. CONTRACTOR SHALL ALSO OBTAIN FROM EACH UTILITY COMPANY DETAILED INFORMATION RELATIVE TO WORKING SCHEDULES AND METHODS OF REMOVING OR ADJUSTING EXISTING UTILITIES.
- CONTRACTOR SHALL VERIFY ALL EXISTING UTILITIES BOTH HORIZONTALLY AND VERTICALLY PRIOR TO START OF CONSTRUCTION. ANY DISCREPANCIES OR GAPS AS TO THE INTERPRETATION OF PLANS SHOULD BE IMMEDIATELY REPORTED TO THE ARCHITECT/ENGINEER FOR RESOLUTION AS INSTRUCTION, AND NO FURTHER WORK SHALL BE PERFORMED UNTIL THE DISCREPANCY IS CHECKED AND CORRECTED BY THE ARCHITECT/ENGINEER. FAILURE TO SECURE SUCH INSTRUCTION MEANS CONTRACTOR WILL HAVE WORKED AT HIS/HER OWN RISK AND EXPENSE. CONTRACT SHALL CALL LOCAL DIGGER HOT LINE FOR UTILITY LOCATIONS 48 HOURS PRIOR TO START OF CONSTRUCTION.
- ALL NEW AND EXISTING UTILITY STRUCTURES ON SITE AND IN AREAS TO BE DISTURBED BY CONSTRUCTION SHALL BE ADJUSTED TO FINISH ELEVATIONS PRIOR TO FINAL INSPECTION OF WORK.
- THE BUILDING DEPARTMENT ISSUING THE BUILDING PERMIT SHALL BE NOTIFIED AT LEAST TWO WORKING DAYS PRIOR TO THE COMMENCEMENT OF WORK OR AS STIPULATED BY THE CODE ENFORCEMENT OFFICIAL HAVING JURISDICTION.
- GRADING OF THE SITE WORK AREA IS TO BE SMOOTH AND CONTINUOUS IN SLOPE AND IS TO FEATHER INTO EXISTING GRADES AT THE GRADING LIMITS.
- ALL TEMPORARY EXCAVATIONS FOR THE INSTALLATION OF FOUNDATIONS, UTILITIES, ETC., SHALL BE PROPERLY LAID BACK OR BRACED IN ACCORDANCE WITH CORRECT OCCUPATIONAL SAFETY AND HEALTH ADMINISTRATION (OSHA) REQUIREMENTS.
- STRUCTURAL FILLS SUPPORTING PAVEMENTS SHALL BE COMPACTED TO 100% OF MAXIMUM STANDARD PROCTOR DRY DENSITY.
- NEW GRADES NOT IN BUILDING AND DRIVEWAY IMPROVEMENT AREA TO BE ACHIEVED BY FILLING WITH APPROVED CLEAN FILL AND COMPACTED TO 85% OF STANDARD PROCTOR DENSITY.
- ALL FILLS SHALL BE PLACED IN UNIFORM LIFTS. THE LIFT THICKNESS SHOULD NOT EXCEED THAT WHICH CAN BE PROPERLY COMPACTED THROUGHOUT ITS ENTIRE DEPTH WITH THE EQUIPMENT AVAILABLE.
- ANY FILLS PLACED ON EXISTING SLOPES THAT ARE STEEPER THAN 10 HORIZONTAL TO 1 VERTICAL SHALL BE PROPERLY BENCHED INTO THE EXISTING SLOPE AS DIRECTED BY A GEOTECHNICAL ENGINEER.
- THE GRADES WITHIN THE FENCED-IN AREA ARE TO BE ACHIEVED BY COMPACTING CLEAN FILL TO A DENSITY OF 90% OF STANDARD PROCTOR COVERING THE AREA WITH 6 MIL VISCOQUE (1" OVERLAP AT SEAMS) FOR WEED SUPPRESSION, THEN ACHIEVING FINISH GRADE BY ADDING 8" OF 3/4" CRUSHED STONE-NO FINES.
- CONTRACTOR SHALL CLEAN ENTIRE SITE AFTER CONSTRUCTION SUCH THAT NO PAPERS, TRASH, WEEDS, BRUSH OR ANY OTHER DEPOSITS WILL REMAIN. ALL MATERIALS COLLECTED DURING CLEANING OPERATIONS SHALL BE DISPOSED OF OFF-SITE BY THE GENERAL CONTRACTOR.
- ALL TREES AND SHRUBS WHICH ARE NOT IN DIRECT CONFLICT WITH THE IMPROVEMENTS SHALL BE PROTECTED BY THE GENERAL CONTRACTOR.
- DRIVEWAY CONSTRUCTION, GRADING AND DRAINAGE WORK SHALL CONFORM TO CALIFORNIA DEPARTMENT OF TRANSPORTATION "STANDARD SPECIFICATION FOR THE ROAD AND BRIDGE CONSTRUCTION", LATEST EDITIONS, AND ALL APPLICABLE PROVISIONS OR LOCAL COUNTY ORDINANCES.
- ALL SITE WORK SHALL BE CAREFULLY COORDINATED BY GENERAL CONTRACTOR WITH LOCAL UTILITY COMPANY, TELEPHONE COMPANY, AND ANY OTHER UTILITY COMPANIES HAVING JURISDICTION OVER THIS LOCATION.

UTILITY PURVEYORS

SOUTHERN CALIFORNIA EDISON
 CONTACT: BOB PATTERSON
 OFFICE PHONE: (909) 307-8759

SBC
 CONTACT: CHUCK FREEMAN
 OFFICE PHONE: (714) 666-5781



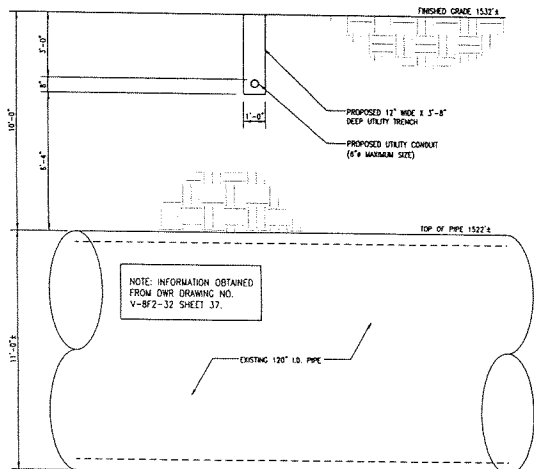
GENERAL CONSTRUCTION NOTES

2 SITE PLAN

PLAN NORTH SCALE 1"=50'

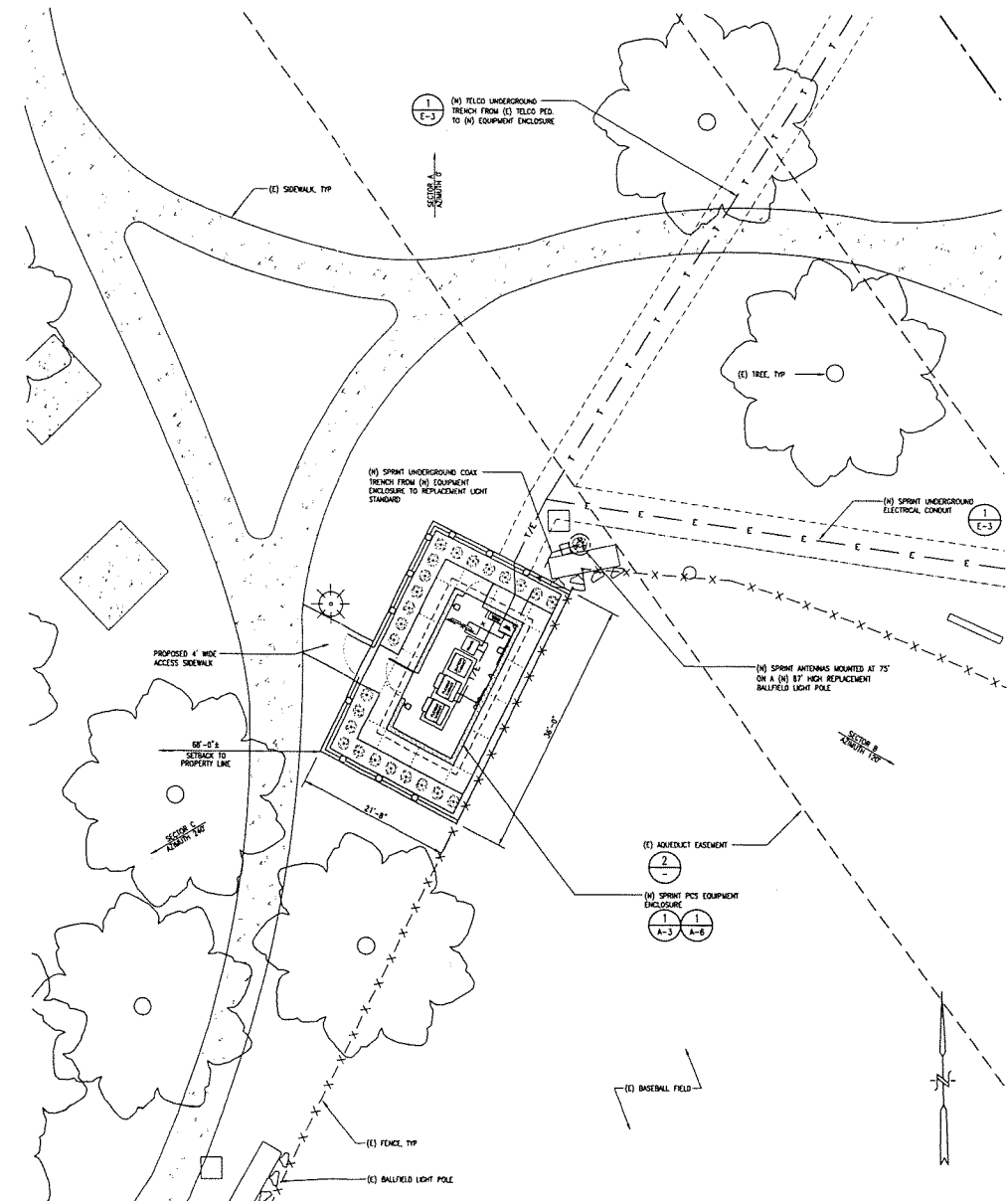
NOTE:
 A SEVEN (7) DAY ADVANCE NOTIFICATION IS REQUIRED PRIOR TO STARTING WORK WITHIN STATE WATER PROJECT RIGHT OF WAY. CONTACT THE DEPARTMENT OF WATER RESOURCES, DIVISION OF LAND AND RIGHT OF WAY, ENCROACHMENT PERMIT DIVISION, SACRAMENTO, CA AT (800) 800-4397. THE APPROPRIATE DWR FIELD DIVISION SHALL SIMULTANEOUSLY NOTIFIED AT (861) 944-8500.

EXCEPT AS OTHERWISE PROVIDED HEREIN, MEASURES SHALL BE TAKEN BY THE CONTRACTOR TO PROTECT IN PLACE ANY AND ALL SWP FACILITIES AND APPURTENANCES, INCLUDING BUT NOT LIMITED TO COMMUNICATION AND CONTROL CABLES AND CATHODIC PROTECTION TEST STATIONS. THE PERMITEE AND CONTRACTOR WILL BE LIABLE FOR ALL DAMAGES TO SWP FACILITIES AND APPURTENANCES AS A RESULT OF THE CONSTRUCTION, AND FOR ANY OTHER DAMAGES OR LOSSES SUFFERED BY DWR OR ITS WATER CONTRACTORS, INCLUDING POWER, IRRIGATION, MUNICIPAL, AND INDUSTRIAL WATER SUPPLY, AND COMMUNICATION LOSSES.



NOTE: INFORMATION OBTAINED FROM DWR DRAWING NO. V-8F2-32 SHEET 37.

- NOTES:**
1. ALL TRENCH EXCAVATION SHALL COMPLY WITH THE MOST CURRENT OCCUPATIONAL AND SAFETY HEALTH ADMINISTRATION STANDARDS. TRENCH BACKFILL SHALL BE PLACED IN NO GREATER THAN 4-INCH LIFTS IF HAND COMPACTED OR NO GREATER THAN 8" LIFTS IF POWER COMPACTED. TRENCH BACKFILL COMPACTION WITHIN STATE WATER PROJECT RIGHT OF WAY SHALL BE COMPACTED TO 88 PERCENT RELATIVE COMPACTION (ASTM 1557), EXCEPT ACROSS SWP PIPELINES, ROADWAYS, EMBANKMENTS, AND THROUGH PROTECTIVE DIKES, WHERE BACKFILL COMPACTION SHALL MEET 95 PERCENT (ASTM 1557).
 2. DETECTABLE WARNING TAPE IS REQUIRED OVER ALL BURIED UTILITIES AND SHALL BE A MINIMUM OF 18" ABOVE CONDUIT.
 - 2.A. FOR TELEPHONE CONDUIT(S), THE WARNING TAPE SHALL BE A 3-INCH-WIDE ORANGE DETECTABLE TAPE IMPRINTED WITH "CAUTION BURIED TELEPHONE CONDUIT".
 - 2.B. FOR ELECTRICAL CONDUIT(S), THE WARNING TAPE SHALL BE A 3-INCH-WIDE RED DETECTABLE TAPE IMPRINTED WITH "CAUTION BURIED ELECTRICAL CONDUIT".
 3. ELECTRICAL CONDUIT(S) INSTALLED WITHIN A SWP RIGHT-OF-WAY SHALL BE OVERLAP WITH 3 INCHES OF RED-DYED CONCRETE, IN ADDITION TO DETECTABLE WARNING TAPE AS DESCRIBED IN 2.8 ABOVE.
 4. THE LOCATION OF ANY EXISTING COMMUNICATION AND CONTROL CABLES SHALL BE VERIFIED WITH THE APPROPRIATE FIELD DIVISION. THE PRESENCE OF A DWR INSPECTOR IS REQUIRED THROUGHOUT THE CABLE EXPOSURE PROCESS.
 5. COMMUNICATIONS AND CONTROL CABLE(S) CONNECTED WITH THE OPERATION OF THE STATE WATER PROJECT ARE BURIED ALONG EITHER OF BOTH SIDES OF THE AQUEDUCT/PIPELINE WITHIN STATE WATER PROJECT RIGHT OF WAY, AS APPROXIMATELY DEPICTED ON THIS DRAWING. PRIOR TO ANY EXCAVATION IN THIS AREA, THE CABLE(S) SHALL BE LOCATED AND EXPOSED BY POT-HOLING IN THE PRESENCE OF A DEPARTMENT OF WATER RESOURCES FIELD DIVISION REPRESENTATIVE. CALL (861) 944-8500 AT LEAST SEVEN (7) DAYS IN ADVANCE FOR AN APPOINTMENT. ALL EXCAVATION WITHIN THREE (3) FEET OF THE CABLES SHALL BE DONE USING HAND-HELD TOOLS ONLY.
 6. ALL EXISTING BLOW-OFFS, AIR VALVES, VENTS, MANHOLES, AND/OR CATHODIC PROTECTION TEST STATIONS SHALL BE PROTECTED IN PLACE PRIOR AND DURING CONSTRUCTION.



SECTION AT AQUEDUCT

SCALE: 3/8"=1'-0" 2 ENLARGED SITE PLAN

PLAN NORTH SCALE: 1/8"=1'-0" 1

Sprint
 Sprint PCS Assets, LLC
 18200 VON KARMAN, SUITE #100
 IRVINE, CA 92612

PROJECT INFORMATION:
 RV62XC902--A
 JFK PARK
 15115 INDIAN STREET
 MORENO VALLEY, CA 92552
 COUNTY OF RIVERSIDE

CURRENT ISSUE DATE:
 7/19/04

ISSUED FOR:
 PERMIT

REV. DATE	DESCRIPTION	BY
7/19/04	PARKS DEPT. COMMENTS	DC
6/10/04	ISSUED FOR 100% PERMIT	DC
3/8/04	ISSUED FOR 90% PERMIT	DW

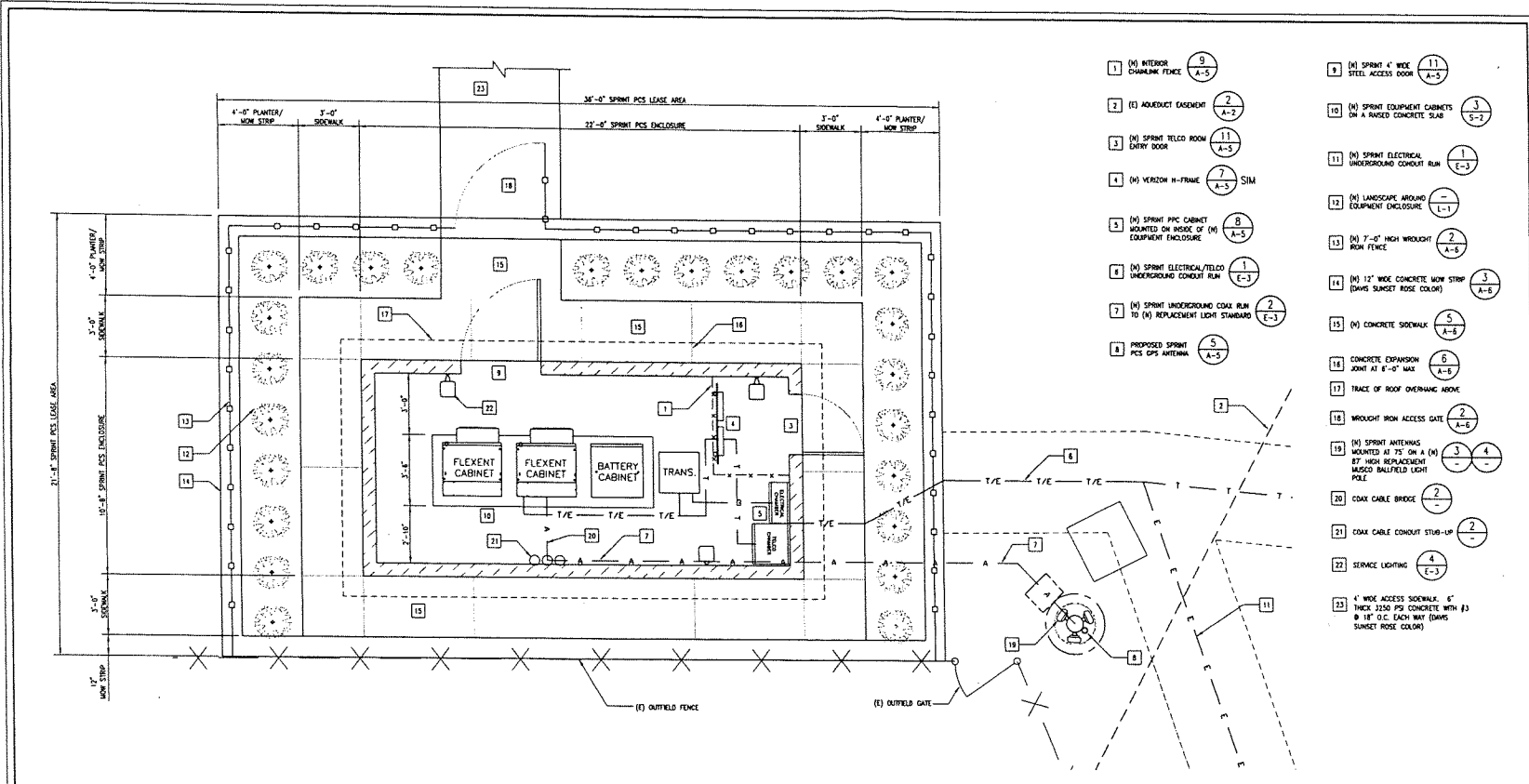
PLANS PREPARED BY:
CDG
CONNELL DESIGN GROUP, LLC
 CONSULTING CIVIL ENGINEERS
 15615 ALTON PARKWAY, SUITE 360, IRVINE, CA 92618
 (949) 753-8807 OFFICE - (949) 753-8833 FAX

CONSULTANT:
 DRAWN BY: DW CHK: DMC APV: DMC

LICENSURE:
 SHEET TITLE:
 ENLARGED SITE PLAN SECTION AT AQUEDUCT

SHEET NUMBER: REVISION:

Attachment: Original AgreementUS-CA-5259_GL_010505 (6526 : Second Amendment to



- 1 (M) INTERIOR CHARLUM FENCE (9 A-5)
- 2 (E) ADJACENT EASEMENT (2 A-2)
- 3 (M) SPRINT TELCO ROOM ENTRY DOOR (11 A-5)
- 4 (M) VERZON H-FRAME (7 A-3) SIM
- 5 (M) SPRINT PCS CABINET MOUNTED ON INSIDE OF (M) EQUIPMENT ENCLOSURE (8 A-5)
- 6 (M) SPRINT ELECTRICAL/TELCO UNDERGROUND CONDUIT RUN (1 E-1)
- 7 (M) SPRINT UNDERGROUND COAX RUN TO (M) REPLACEMENT LIGHT STANDARD (2 E-3)
- 8 PROPOSED SPRINT PCS GPS ANTENNA (5 A-5)
- 9 (M) SPRINT 4" WIDE STEEL ACCESS DOOR (11 A-5)
- 10 (M) SPRINT EQUIPMENT CABINETS ON A RAISED CONCRETE SLAB (3 S-2)
- 11 (M) SPRINT ELECTRICAL UNDERGROUND CONDUIT RUN (1 E-3)
- 12 (M) LANDSCAPE AROUND EQUIPMENT ENCLOSURE (L-1)
- 13 (M) 7'-0" HIGH WROUGHT IRON FENCE (2 A-6)
- 14 (M) 12" WIDE CONCRETE WALK STRIP (DAWS SUNSET RISE COLOR) (3 A-6)
- 15 (M) CONCRETE SIDEWALK (5 A-6)
- 16 CONCRETE EXPANSION JOINT AT 8'-0" MAX (8 A-6)
- 17 TRACE OF ROOF OVERHANG ABOVE
- 18 WROUGHT IRON ACCESS GATE (2 A-6)
- 19 (M) SPRINT ANTENNAS MOUNTED AT 75' ON A (M) 87' HIGH REPLACEMENT MASSO BALLFIELD LIGHT POLE (3 A-6) (4 A-6)
- 20 COAX CABLE BRIDGE (2 A-6)
- 21 COAX CABLE CONDUIT STUB-UP (2 A-6)
- 22 SERVICE LIGHTING (4 E-3)
- 23 4" WIDE ACCESS SIDEWALK, 6" THICK 3250 PSI CONCRETE WITH #3 @ 18" O.C. EACH WAY (DAWS SUNSET RISE COLOR) (11 A-5)



PROJECT INFORMATION:
 RV62XC902-A
 JFK PARK
 15115 INDIAN STREET
 MORENO VALLEY, CA 92552
 COUNTY OF RIVERSIDE

CURRENT ISSUE DATE:
 7/19/04

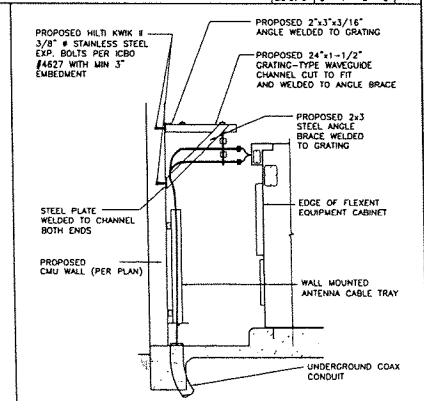
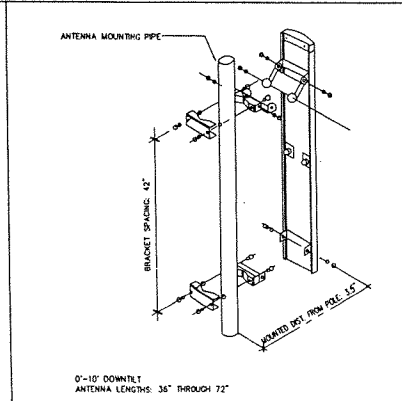
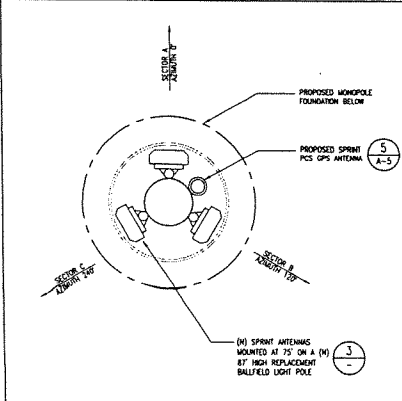
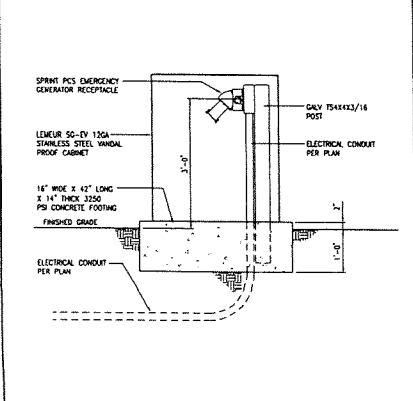
ISSUED FOR:
 PERMIT

REV. DATE	DESCRIPTION	BY
7/19/04	PARKS DEPT. COMMENTS	DC
6/10/04	ISSUED FOR 100% PERMIT	DC
3/8/04	ISSUED FOR 90% PERMIT	DW



CONSULTANT:
 DRAWN BY: DW
 CHK: DMC
 APV: DMC

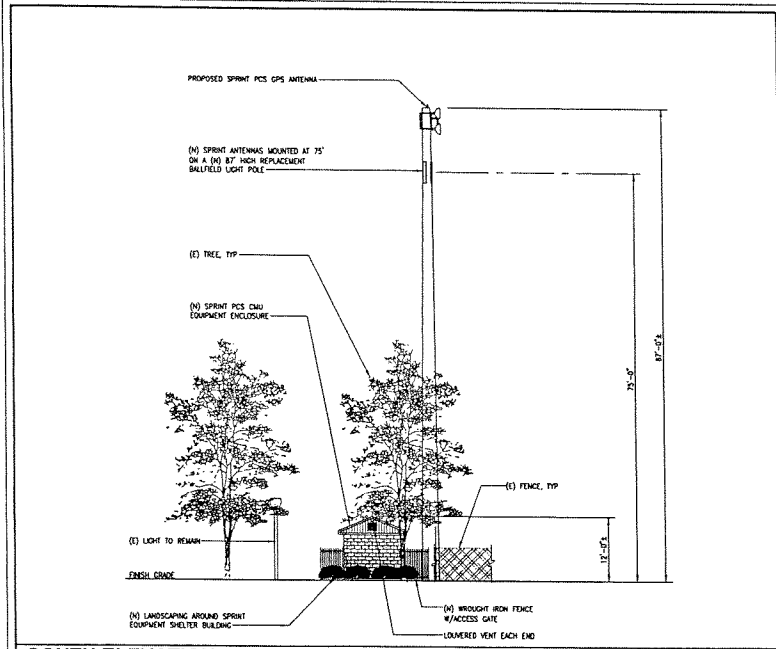
EQUIPMENT AREA PLAN



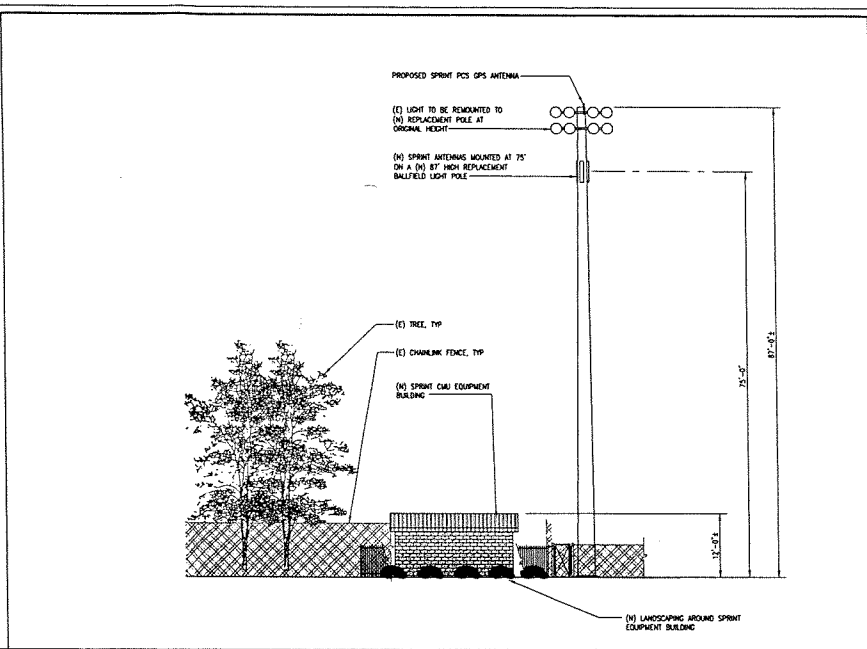
SHEET TITLE:
 EQUIPMENT AREA PLAN DETAILS

SHEET NUMBER: _____ REVISION: _____

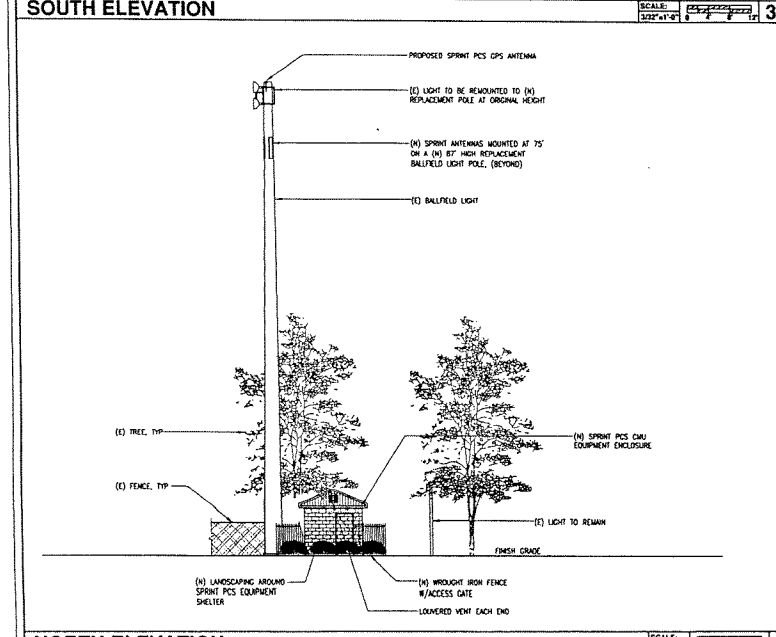
Attachment: Original AgreementUS-CA-5259_GL_010505 (6526 : Second Amendment to



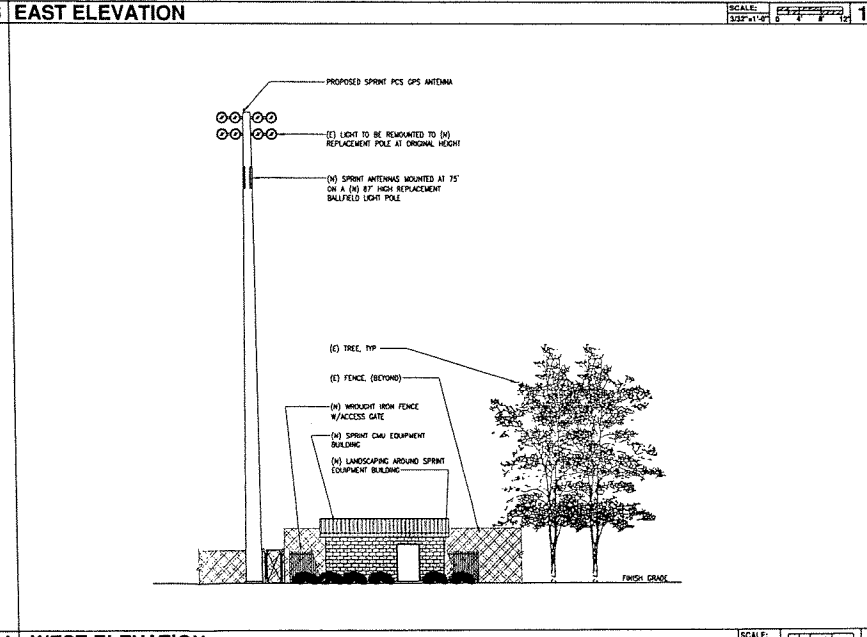
3



4



4



2

Sprint.
Sprint PCS Assets, LLC
18200 VON KARMAN, SUITE #100
IRVINE, CA 92612

PROJECT INFORMATION:
RV62XC902-A
JFK PARK
15115 INDIAN STREET
MORENO VALLEY, CA 92552
COUNTY OF RIVERSIDE

CURRENT ISSUE DATE:
7/19/04

ISSUED FOR:
PERMIT

REV. DATE	DESCRIPTION	BY
7/19/04	PARKS DEPT. COMMENTS	DC
6/10/04	ISSUED FOR 100% PERMIT	DC
3/8/04	ISSUED FOR 90% PERMIT	DW

PLANS PREPARED BY:
CDG
CONNELL DESIGN GROUP, LLC
CONSULTING CIVIL ENGINEERS
13415 ALDOW DRIVE, SUITE 200, IRVINE CA 92618
(949) 751-8807 OFFICE - (949) 751-8831 FAX

CONSULTANT:

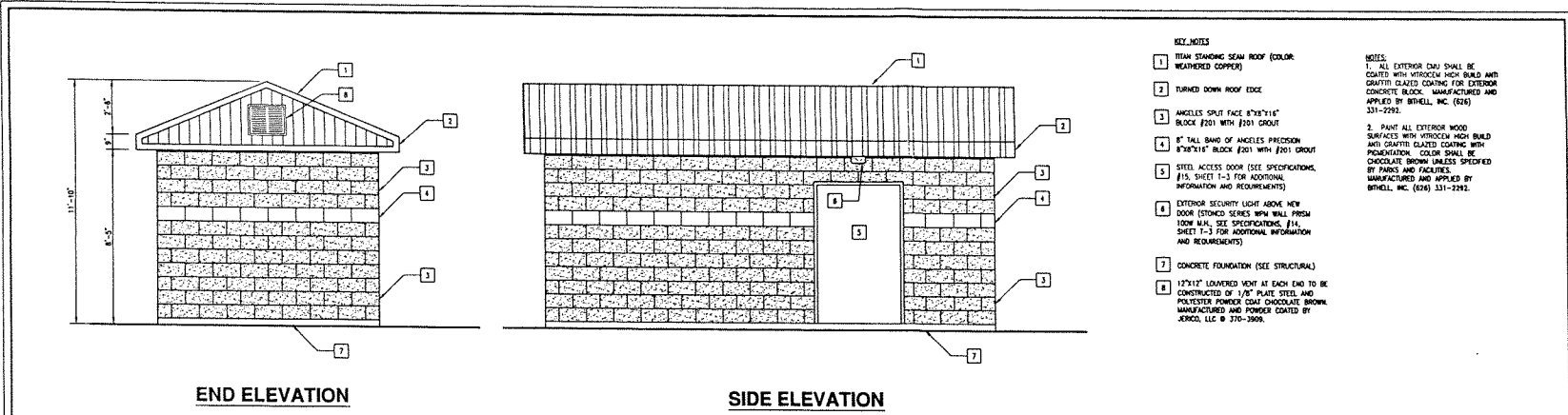
DRAWN BY: DW CHK: DMC APV: DMC

LICENSURE:

SHEET TITLE:
ELEVATIONS

SHEET NUMBER: REVISION:

Attachment: Original AgreementUS-CA-5259_GL_010505 (6526 : Second Amendment to



- KEY NOTES**
- 1 BEAM STANDING SEAM ROOF (COLOR WEATHERED COPPER)
 - 2 TURNED DOWN ROOF EDGE
 - 3 ANGLES SPLIT FACE 8"x8"x16" BLOCK #201 WITH #201 GROUT
 - 4 4" TALL BAND OF ANGLES PRECISION 30"x12"x12" BLOCK #201 WITH #201 GROUT
 - 5 STEEL ACCESS DOOR (SEE SPECIFICATIONS, #15, SHEET T-3 FOR ADDITIONAL INFORMATION AND REQUIREMENTS)
 - 6 EXTERIOR SECURITY LIGHT ABOVE NEW DOOR (STONED SERIES WITH WALL PRESH 120W MAX, SEE SPECIFICATIONS, #14, SHEET T-3 FOR ADDITIONAL INFORMATION AND REQUIREMENTS)
 - 7 CONCRETE FOUNDATION (SEE STRUCTURAL)
 - 8 12"x12" LOUVERED VENT AT EACH END TO BE CONSTRUCTED OF 1/8" PLATE STEEL AND POLYESTER POWDER COAT CHOCOLATE BROWN MANUFACTURED AND POWDER COATED BY JERCO, LLC # 370-3909.
- NOTES**
1. ALL EXTERIOR CMU SHALL BE COATED WITH HYDROCAL HIGH BUILD AND GRAFTED GLAZED COATING FOR EXTERIOR CONCRETE BLOCK, MANUFACTURED AND APPLIED BY BTHELL, INC. (214) 331-2292.
 2. PAINT ALL EXTERIOR WOOD SURFACES WITH HYDROCAL HIGH BUILD AND GRAFTED GLAZED COATING WITH PROMETANOL. COLOR SHALL BE CHOCOLATE BROWN UNLESS SPECIFIED BY PARKS AND FACILITIES. MANUFACTURED AND APPLIED BY BTHELL, INC. (214) 331-2292.



PROJECT INFORMATION:

RV62XC902-A
JFK PARK
15115 INDIAN STREET
MORENO VALLEY, CA 92552
COUNTY OF RIVERSIDE

CURRENT ISSUE DATE:
7/19/04

ISSUED FOR:
PERMIT

REV. DATE: _____ **DESCRIPTION:** _____ **BY:** _____

7/19/04	PARKS DEPT. COMMENTS	DC
6/10/04	ISSUED FOR 100% PERMIT	DC
3/8/04	ISSUED FOR 90% PERMIT	DW

PLANS PREPARED BY:

CONNELL DESIGN GROUP, LLC
CONSULTING CIVIL ENGINEERS
15815 ALTON PKWY., SUITE 100, IRVINE, CA 92618
(949) 751-8807 OFFICE - (949) 751-8811 FAX

CONSULTANT:

DRAWN BY: _____ **CHK.:** _____ **APV.:** _____

DW DMG DMC

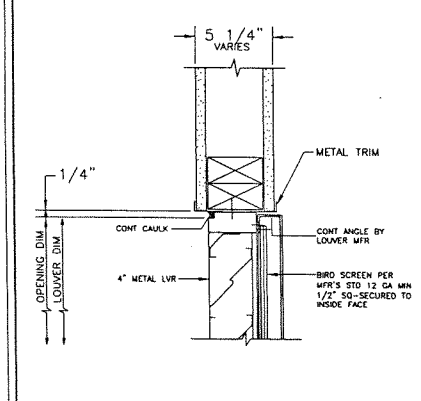
LICENSURE:

SHEET TITLE:
SHELTER ELEVATIONS, DETAILS

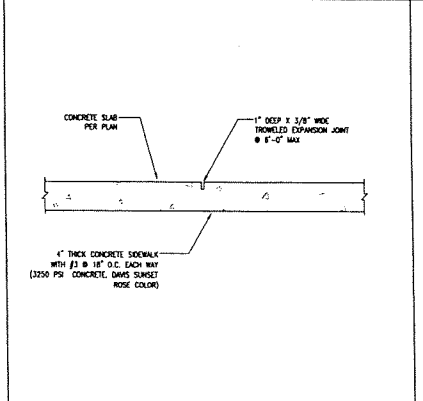
SHEET NUMBER: _____ **REVISION:** _____

Packet Pg. 473

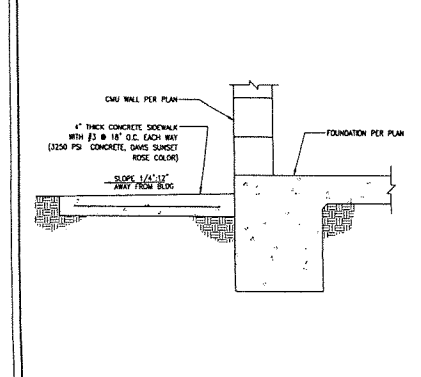
SHELTER ELEVATIONS SCALE: NONE 1



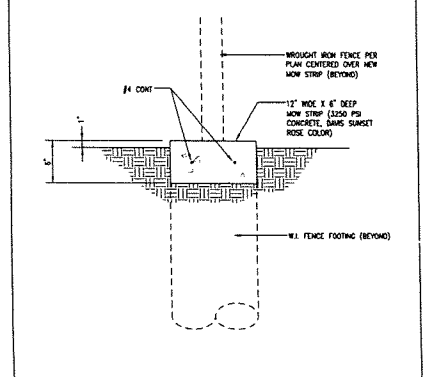
LOUVERED VENT SCALE: NONE 8



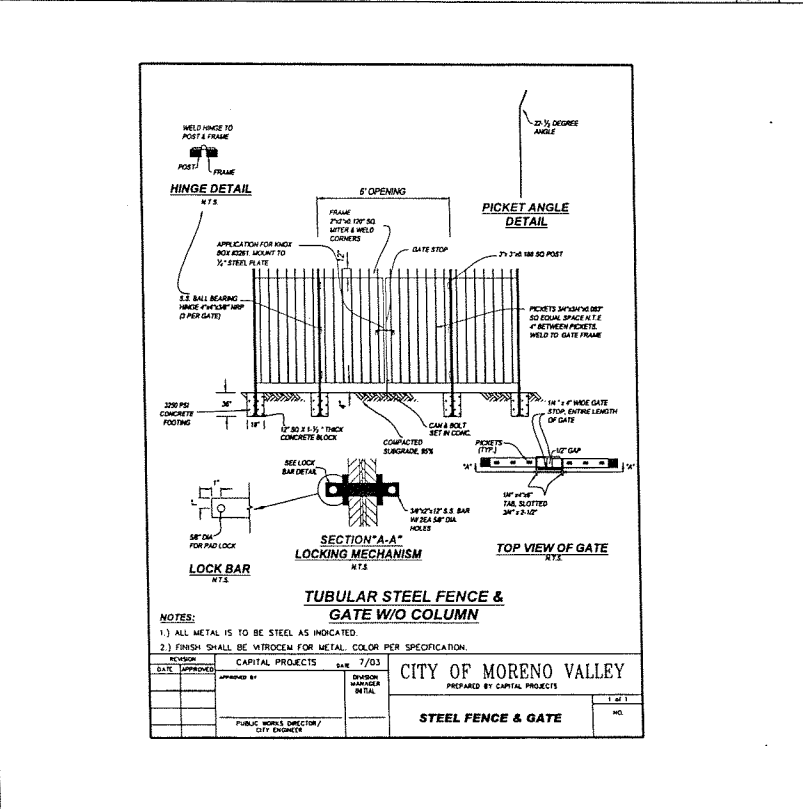
CONCRETE EXP JOINT SCALE: NONE 6



CONCRETE SIDEWALK SCALE: NONE 5



MOW STRIP SCALE: NONE 3



WROUGHT IRON FENCE SCALE: NONE 2

NOTES:

- 1) ALL METAL IS TO BE STEEL AS INDICATED.
- 2) FINISH SHALL BE HYDROCAL FOR METAL. COLOR PER SPECIFICATION.

REVISION	CAPITAL PROJECTS	DATE	7/03
DATE APPROVED	APPROVED BY	DIVISION	MANAGER
			METAL

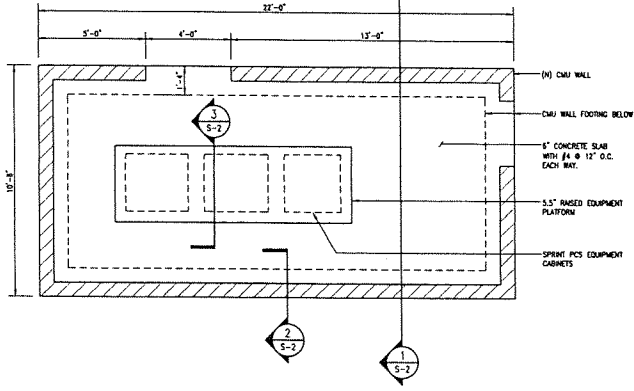
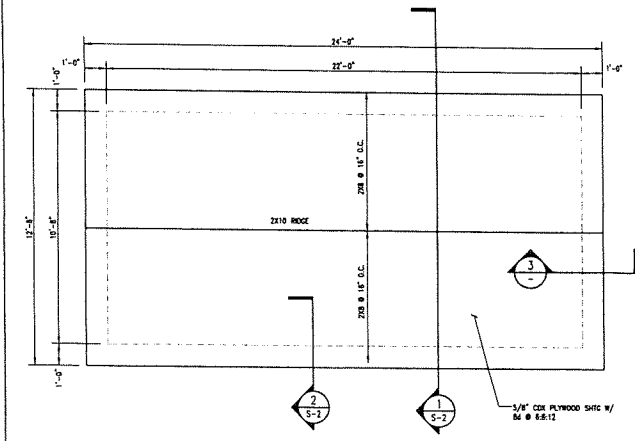
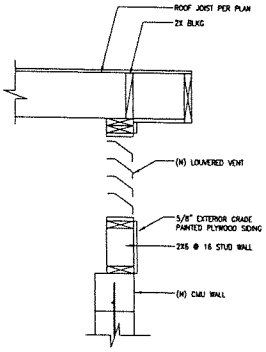
CITY OF MORENO VALLEY
PREPARED BY CAPITAL PROJECTS

STEEL FENCE & GATE

PUBLIC WORKS DIRECTOR / CITY ENGINEER

Attachment: Original AgreementUS-CA-5259_GL_010505 (6526 : Second Amendment to

Attachment: Original Agreement US-CA-5259_GL_010505 (6526 : Second Amendment to



SECTION

SCALE: 3/8\"/>

SCALE: 1/4\"/>

SCALE: 1/4\"/>

GENERAL STRUCTURAL NOTES:

- WHERE A CONSTRUCTION DETAIL IS NOT SHOWN OR NOTED, THE DETAIL SHALL BE THE SAME AS FOR OTHER SIMILAR WORK.
- NOTES AND DETAILS ON DRAWINGS SHALL TAKE PRECEDENCE OVER GENERAL NOTES.
- NO PIPES, DUCTS, SLEEVES, CHASES, ETC. SHALL BE PLACED IN SLABS, BEAMS, OR WALLS UNLESS SPECIFICALLY SHOWN OR NOTED, NOR SHALL ANY STRUCTURAL MEMBER BE CUT FOR PIPES, DUCTS, ETC. UNLESS OTHERWISE NOTED. CONTRACTOR SHALL OBTAIN PRIOR APPROVAL FOR INSTALLATION OF ANY ADDITIONAL PIPES, DUCTS, ETC.
- CONTRACTOR AGREES THAT HE SHALL ASSUME SOLE AND COMPLETE RESPONSIBILITY FOR JOB SITE CONDITIONS DURING THE COURSE OF CONSTRUCTION OF THIS PROJECT INCLUDING SAFETY OF ALL PERSONS AND PROPERTY. THAT THIS REQUIREMENT SHALL APPLY CONTINUOUSLY AND NOT BE LIMITED TO NORMAL WORKING HOURS AND THAT THE CONTRACTOR SHALL OBTAIN, IDENTIFY AND HOLD NEXTEL AND THE ARCHITECT/ENGINEER HARMLESS FROM ANY AND ALL LIABILITY, REAL OR ALLEGED, IN CONNECTION WITH THE PERFORMANCE OF WORK ON THIS PROJECT, EXCEPTING FOR LIABILITY ARISING FROM THE SOLE NEGLIGENCE OF NEXTEL OR THE ARCHITECT/ENGINEER.
- THE CONTRACT DRAWINGS AND SPECIFICATIONS REPRESENT THE FINISHED STRUCTURE. THEY DO NOT INDICATE THE METHOD OF CONSTRUCTION. THE CONTRACTOR SHALL PROVIDE ALL MEASURES NECESSARY TO PROTECT THE STRUCTURE, WORKERS AND PEDESTRIANS DURING CONSTRUCTION. SUCH MEASURES SHALL INCLUDE, BUT NOT BE LIMITED TO, BRACING, SHORING FOR LOADS DUE TO CONSTRUCTION EQUIPMENT, TEMPORARY STRUCTURES, AND PARTIALLY COMPLETED WORK, ETC. OBSERVATION VISITS TO THE SITE BY THE ARCHITECT/ENGINEER SHALL NOT INCLUDE INSPECTION OF SUCH ITEMS.
- ASTM SPECIFICATIONS NOTED ON THE DRAWINGS SHALL BE OF THE LATEST REVISION.
- CONSTRUCTION MATERIALS SHALL BE SPREAD OUT IF PLACED ON FRAMED FLOOR OR ROOF. LOAD SHALL NOT EXCEED THE DESIGN LINE LOAD PER SQUARE FOOT. PROVIDE ADEQUATE SHORING/BRACING WHERE STRUCTURE HAS NOT ATTAINED DESIGN STRENGTH.
- IT SHALL BE THE RESPONSIBILITY OF THE CONTRACTOR TO LOCATE ALL EXISTING UTILITIES WHETHER SHOWN HEREON OR NOT AND TO PROTECT THEM FROM DAMAGE. THE CONTRACTOR SHALL BEAR ALL EXPENSE OF REPAIR OR REPLACEMENT IN CONNECTION WITH THE PROCEEDING OF THIS WORK.
- DIMENSIONS SHALL TAKE PRECEDENCE OVER SCALES SHOWN ON DRAWINGS.
- THESE NOTES SHALL BE CONSIDERED A PART OF THE WRITTEN SPECIFICATIONS.
- ALL ITEMS REMOVED DURING CONSTRUCTION WORK (E.G. DRYWALL, PLYWOOD, CEILING PANELS, ETC.) SHALL BE REPLACED TO MATCH EXISTING.
- THE FOLLOWING REQUIREMENTS SHALL BE MET FOR SPECIAL INSPECTION:
 - THE SPECIAL INSPECTOR SHALL BE UNDER THE SUPERVISION OF A REGISTERED PROFESSIONAL ENGINEER.
 - THE SPECIAL INSPECTOR SHALL FURNISH INSPECTION REPORTS TO THE ARCHITECT/ENGINEER, AND OTHER DESIGNATED PERSONS. ALL DISCREPANCIES SHALL BE BROUGHT TO THE IMMEDIATE ATTENTION OF THE CONTRACTOR FOR CORRECTION, THEN, IF UNCORRECTED, TO THE PROPER DESIGN AUTHORITY AND THE BUILDING OFFICE.
 - THE SPECIAL INSPECTOR SHALL SUBMIT A FINAL REPORT SIGNED BY BOTH THE AIA AND THE SUPERVISOR STATING WHETHER THE WORK REQUIRING SPECIAL INSPECTION WAS IN CONFORMANCE WITH THE APPROVED PLANS AND SPECIFICATIONS AND THE APPLICABLE WORKMANSHIP PROVISIONS OF THE UNIFORM BUILDING CODE.
 - COMPLY WITH ALL CITY SPECIAL INSPECTION REQUIREMENTS.
- CONTRACTOR TO FIELD VERIFY ALL DIMENSIONS PRIOR TO CONSTRUCTION OR MATERIAL FABRICATION, ANY DISCREPANCIES SHALL BE BROUGHT TO THE ENGINEER'S ATTENTION IMMEDIATELY.
- CONTRACTOR TO VERIFY ALL DIMENSIONS, MATERIALS ETC. WITH ARCHITECTURAL BEFORE CONSTRUCTION/FABRICATION.

CONCRETE:

- CONCRETE MIXES SHALL BE DESIGNED BY A QUALIFIED TESTING LABORATORY AND REVIEWED BY THE ENGINEER. MINIMUM COURSE AGGREGATE SIZE IS 1/2" INCH.
- CEMENT SHALL CONFORM TO ASTM C150.
- AD MixTURES MAY BE USED WITH PRIOR APPROVAL OF THE ENGINEER. AD MixTURES USED TO INCREASE THE WORKABILITY OF THE CONCRETE SHALL NOT BE CONSIDERED TO REDUCE THE SPECIFIED MIN. CEMENT CONTENT. (CALCIUM CHLORIDE SHALL NOT BE USED).
- ALL CONCRETE TO BE HANDPOURED WITH THE FOLLOWING 28 DAY ULTIMATE COMPRESSIVE STRENGTH (FC) :
 - FOOTINGS / SLABS 3500 PSI
 - READY MIX CONCRETE SHALL CONFORM TO ASTM-C94
- PLACEMENT OF CONCRETE SHALL CONFORM TO ACI STANDARD 304 AND PROJECT SPECIFICATIONS. ALL CONCRETE SURFACES AGAINST WHICH CONCRETE IS TO BE PLACED SHALL BE THOROUGHLY CLEANED, LUBRICATED AND STANDING WATER SHALL BE REMOVED.
- IF COLUMN AND WALL CONCRETE IS PLACED WITH FLOOR, TWO HOURS MUST ELAPSE BETWEEN END OF COLUMN OR WALL PLACEMENT AND BEGINNING OF FLOOR PLACEMENT.
- ALL REINFORCING BARS, ANCHOR BOLTS AND OTHER CONCRETE INSERTS SHALL BE WELL SECURED IN POSITION PRIOR TO PLACING CONCRETE.
- REINFORCING STEEL SHALL HAVE A MINIMUM CONCRETE COVER AS FOLLOWS (UNLESS OTHERWISE NOTED):
 - A- CONCRETE AGAINST EARTH (FORMED OR EXPOSED TO WEATHER):
 - BARS #4 & LARGER 3 IN.
 - BARS #3 & SMALLER 1-1/2 IN.
 - C- CONCRETE NOT EXPOSED TO WEATHER OR IN CONTACT WITH EARTH:
 - SLABS & WALLS (#11 BARS & SMALLER) 3/4 IN.
 - BEAMS, COLUMNS (TIE, STIRRUPS, SPIRALS) 1-1/2 IN.
 - UNPROTECTED WALLS 2-1/2 IN.
- CONDUIT OR PIPE SIZE (O.D.) SHALL NOT EXCEED 30 PERCENT OF SLAB THICKNESS AND SHALL BE PLACED BETWEEN TOP AND BOTTOM REINFORCING, UNLESS SPECIFICALLY DETAILED OTHERWISE. CONCENTRATION OF CONDUITS OR PIPES SHALL BE AVOIDED EXCEPT WHERE DETAILED OTHERWISE ARE PROVIDED.
- PROJECTING CORNERS OF BEAMS, WALLS, COLUMNS, ETC., SHALL BE FORMED WITH A 3/4 IN. CHAMFER, UNLESS OTHERWISE NOTED ON ARCHITECTURAL DRAWINGS.
- PROVIDE SLEEVES FOR PLUMBING AND ELECTRICAL OPENINGS IN CONCRETE BEFORE PLACING CONCRETE IN CONCRETE IS NOT PERMITTED EXCEPT AS SHOWN. VERIFY THE STRUCTURAL ENGINEER IN ADVANCE OF CONDITIONS NOT SHOWN ON THE DRAWINGS.
- MORTAR SHALL CONFORM TO ASTM C-270, TYPE S. ALL MORTAR SHALL MEET THE "PROPORTION SPECIFICATION" OF ASTM A-270 AND BE MADE WITH PORTLAND CEMENT/LIME (NOT AIR ENTRAINED).
- PROVIDE REBAR Dowels FROM FOUNDATIONS TO MATCH VERTICAL REINFORCEMENT SIZE AND SPACING. DOWELS SHALL HAVE STANDARD BEE HOLES AND LAP WITH THE FIRST LAP OF REINFORCING.
- THE MASONRY CONTRACTOR SHALL PROVIDE ALL REQUIRED TEMPORARY BRACING DURING CONSTRUCTION.
- SPECIAL INSPECTION REQUIRED FOR ALL CMU CONSTRUCTION.

FOUNDATION:

- FOUNDATION DESIGN BASED ON SOILS VALUES FROM THE 2001 CBC. NO SOILS REPORT HAS BEEN PERFORMED.
 - CONTRACTOR TO PROVIDE FOR DE-WATERING OF EXCAVATIONS FROM EITHER SURFACE, GROUND, OR SEEPAGE WATER.
 - CONTRACTOR SHALL PROVIDE FOR DESIGN AND INSTALLATION OF ALL CRIBBING, SHORING, AND BRACING REQUIRED TO SAFELY RETAIN THE EARTH BANKS.
 - FOOTING ELEVATIONS SHOWN ARE FOR BRACING PURPOSES ONLY AND ARE ASSUMED TO BE IN SUITABLE BEARING MATERIALS. THE ACTUAL ADEQUACY OF THE BEARING MATERIAL SHALL BE DETERMINED BY GEO-TECHNICAL ENGINEER PRIOR TO PLACING OF REINFORCING AND CONCRETE. FOOTING ELEVATIONS, IF NECESSARY, SHALL BE LOWERED AS DIRECTED BY GEO-TECHNICAL ENGINEER.
 - ALL EXCAVATIONS SHALL BE PROPERLY BACKFILLED. DO NOT PLACE BACKFILL BEHIND RETAINING WALLS BEFORE CONCRETE HAS ATTAINED FULL DESIGN STRENGTH. CONTRACTOR SHALL BRACE OR PROTECT ALL BUILDING AND PIT WALLS BELOW GRADE FROM LATERAL LOADS. UNITS SUPPORTING FLOORS ARE IN PLACE AND HAVE ATTAINED FULL STRENGTH.
 - FOOTING BACKFILL AND UTILITY FRENCH BACKFILL WITHIN BUILDING AREA SHALL BE MECHANICALLY COMPACTED IN LAYERS TO THE APPROVAL OF THE GEO-TECHNICAL ENGINEER. FLOODING WILL NOT BE PERMITTED.
 - ALL ABANDONED FOOTINGS, UTILITIES, ETC. THAT INTERFERE WITH NEW CONSTRUCTION SHALL BE REMOVED.
 - BOTTOM OF DRILLED CAISSONS SHALL BE IN SUITABLE FORMATIONAL MATERIAL, AS RECOMMENDED AND DETERMINED IN FIELD BY GEO-TECHNICAL ENGINEER. BOTTOM OF EACH CAISSON SHALL BE INSPECTED BY GEO-TECHNICAL ENGINEER BEFORE FILLING IT WITH CONCRETE.
 - FOOTING ELEVATIONS SHOULD BE LOCATED SUCH THAT THE BASES OF THE FOUNDATIONS ARE A MINIMUM HORIZONTAL DISTANCE OF FIVE FEET FROM THE FACE OF THE SLOPE (IN EXISTING FORMATIONAL SOILS OR RECOMPACTED FILL).
- CONCRETE MASONRY UNITS (CMU)**
- MASONRY CONSTRUCTION SHALL CONFORM TO THE REQUIREMENTS OF THE "SPECIFICATIONS FOR MASONRY STRUCTURES" (ACI 530) AND THE 2001 CALIFORNIA BUILDING CODE.
 - HOLLOW LOAD BEARING MASONRY UNITS SHALL CONFORM TO ASTM C-90, GRADE #-1 AND BE MADE WITH NORMAL WEIGHT AGGREGATE. THE MINIMUM COMPRESSIVE STRENGTH (Fm) SHALL BE 1500 PSI AT 28 DAYS, AS PERMITTED BY THE UNIT STRENGTH METHOD OF ACI 530.1.
 - FILL ALL CELLS SQUEEZED WITH GROUT. GROUT SHALL CONFORM TO ASTM C-476 AND SHALL OBTAIN A MIN 28 DAY COMPRESSIVE STRENGTH OF 2500 PSI.
 - REINFORCING STEEL SHALL BE IN ACCORDANCE WITH ASTM A-618 GRADE 60. SHOP FABRICATED REINFORCING BARS WHICH ARE SHOWN TO BE HOOKED OR BENT, SHALL HAVE A MINIMUM LAP OF 48 IN. BAR DIAMETER AT ALL SPLICES UNLESS INDICATED OTHERWISE.
 - ALL MORTAR SHALL CONFORM TO ASTM C-270, TYPE S. ALL MORTAR SHALL MEET THE "PROPORTION SPECIFICATION" OF ASTM A-270 AND BE MADE WITH PORTLAND CEMENT/LIME (NOT AIR ENTRAINED).
 - PROVIDE REBAR Dowels FROM FOUNDATIONS TO MATCH VERTICAL REINFORCEMENT SIZE AND SPACING. DOWELS SHALL HAVE STANDARD BEE HOLES AND LAP WITH THE FIRST LAP OF REINFORCING.
 - THE MASONRY CONTRACTOR SHALL PROVIDE ALL REQUIRED TEMPORARY BRACING DURING CONSTRUCTION.
 - SPECIAL INSPECTION REQUIRED FOR ALL CMU CONSTRUCTION.

STANDARD STRUCTURAL TIMBER NOTES:

- ALL FRAMING LUMBER FOR 4X AND LARGER BEAMS SHALL BE NO. 1 GRADE DOUGLAS FIR, S4S, UNLESS NOTED OTHERWISE ON THE DRAWINGS.
 - ALL FRAMING LUMBER FOR 4X AND LARGER BEAMS SHALL BE NO. 2 GRADE DOUGLAS FIR, S4S, UNLESS NOTED OTHERWISE ON DRAWINGS.
 - STRIPPING, BLOCKING, BACKING AND OTHER NON- STRUCTURAL LUMBER SHALL BE NO. 2 OR STD. A STR. GRADE DOUGLAS FIR, S4S. 2X4 STUD WALLS SHALL BE D.F. STANDARD & BTR.
 - ALL BEAMS, JOISTS AND RAFTERS SHALL BE INSTALLED WITH CROWN SIDE UP.
 - ROOF PLYWOOD SHALL MATCH EXISTING PLYWOOD SHEETING WITH A SPAN INDEX RATIO 32/18. EDGE NAIL WITH 8d AT 4" O.C. UNLESS NOTED OTHERWISE ON THE PLANS.
 - PLYWOOD SHEETS SHALL BE LAID WITH THE FACE GRAIN PERPENDICULAR TO SUPPORTS AND WITH THE EDGES STAGGERED, UNLESS NOTED OTHERWISE ON THE PLANS.
 - PLYWOOD SHALL BE GRADE MARKED BY DYPAL, TECO, OR PTL AND SHALL CONFORM TO PS 1-83.
 - THE MAXIMUM MOISTURE CONTENT OF ALL LUMBER SHALL NOT EXCEED 24% AT THE TIME OF INSTALLATION.
 - MINIMUM NAILING SHALL COMPLY WITH TABLE 23-1-D OF UNIFORM BUILDING CODE. ALL NAILS SHALL BE COMMON WIRE NAILS.
 - ALL BOLTS SHALL HAVE STANDARD CUT WASHERS UNDER HEADS AND/OR NUTS WHERE IN CONTACT WITH WOOD.
 - LAC BOLTS SHALL BE SCREWED INTO PLACE, NOT DRIVEN. LAC BOLTS SHALL BE INSTALLED IN PRE- DRILLED HOLES WITH A DIAMETER EQUAL TO 75% DIAMETER OF BOLT.
 - CONNECTORS: ALL SHEET METAL FRAMING CONNECTORS SHOWN IN THE PLANS SHALL BE STRONG CONNECTORS AS MANUFACTURED BY THE SHIMPOO COMPANY. SUBSTITUTIONS MAY BE MADE WHEN APPROVED BY THE STRUCTURAL ENGINEER.
 - ALL LUMBER EXPOSED TO WEATHER OR IN CONTACT WITH MASONRY OR CONCRETE SHALL BE PRESSURE TREATED LUMBER OR A NATURALLY DECAY RESISTANT LUMBER SUCH AS REDWOOD OR CEDAR.
- REINFORCING STEEL:**
- DETAILS, FABRICATION AND ERECTION OF REINFORCING BARS (UNLESS OTHERWISE NOTED) MUST FOLLOW THE ACI MANUAL OF STANDARD PRACTICE FOR DETAILING REINFORCED CONCRETE STRUCTURES ACI 318, LATEST EDITION.
 - REINFORCING BARS SHALL CONFORM TO THE REQUIREMENTS OF ASTM A615 OR A706 (DEFORMED BARS), NO. 3 BARS - GRADE 40, ALL OTHERS - GRADE 60. REINFORCING TO BE WELDED SHALL CONFORM TO AISC.
 - ALL REINFORCING BAR BENDS SHALL BE MADE COLD.
 - IF WELDING OF WELD STEEL IS TO BE DONE IN ACCORDANCE WITH THE LATEST AISC SPECIFICATIONS.
 - WELDED WIRE FABRIC SHALL CONFORM TO ASTM A185.
 - MINIMUM LAP OF WELDED WIRE FABRIC SHALL BE 6" OR ONE FULL MESH PLUS 2", WHICHEVER IS GREATER.

STRUCTURAL NOTES

Sprint
Sprint PCS Assets, LLC
18200 VON KARMAN, SUITE #100
IRVINE, CA 92612

PROJECT INFORMATION:
RV62XC902-A
JFK PARK
15115 INDIAN STREET
MORENO VALLEY, CA 92552
COUNTY OF RIVERSIDE

CURRENT ISSUE DATE:
7/19/04

ISSUED FOR:
PERMIT

REV. DATE: DESCRIPTION: BY:

REV. DATE	DESCRIPTION	BY
7/19/04	PARKS DEPT. COMMENTS	DC
6/10/04	ISSUED FOR 100% PERMIT	DC
3/8/04	ISSUED FOR 90% PERMIT	DW

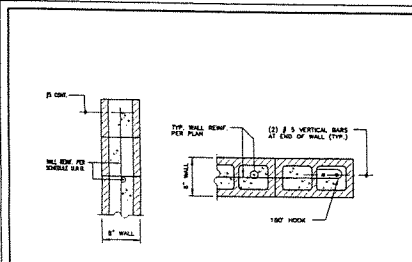
PLANS PREPARED BY:
CDG
CONNELL DESIGN GROUP, LLC
CONSULTING CIVIL ENGINEERS
15115 ALTON PERKY, SUITE 200, IRVINE, CA 92618
(949) 751-8807 OFFICE - (949) 751-8811 FAX

CONSULTANT:
DRAWN BY: DW
CHK.: DMC
APV.: DMC

LICENSE:

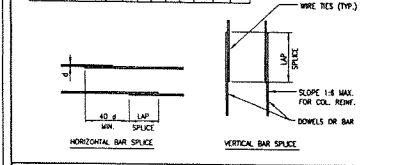
SHEET TITLE:
FOUNDATION PLAN / ROOF PLAN / STRUCTURAL NOTES

SHEET NUMBER: REVISION:

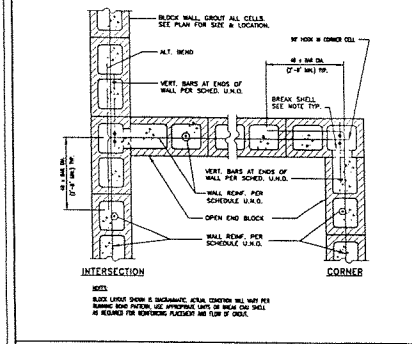


TOP AND END OF CMU WALL SCALE: NONE 8

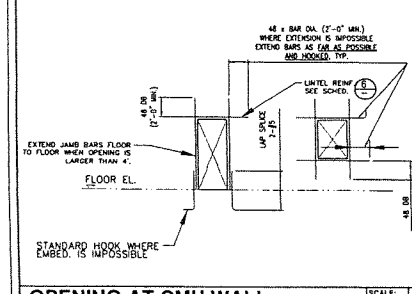
CONC. F.C. P.S.I.	BAR SIZE										
	3	4	5	6	7	8	9	10	11	11	11
	LAP SPICE (INCHES)										
2000	24	24	36	50	69	91	115	145	178		
3000	24	29	36	48	63	82	104	132	165		
4000	24	29	36	48	63	82	104	132	165		
MASONRY	24	24	20	28	42	48					



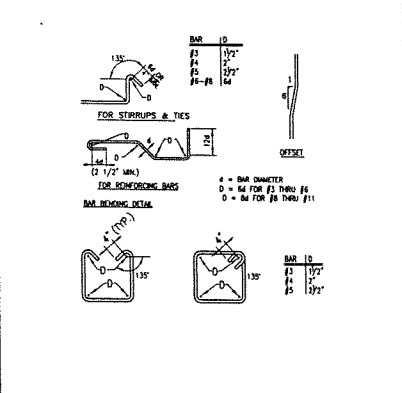
TYP. BAR LAP SPICE SCALE: NONE 9



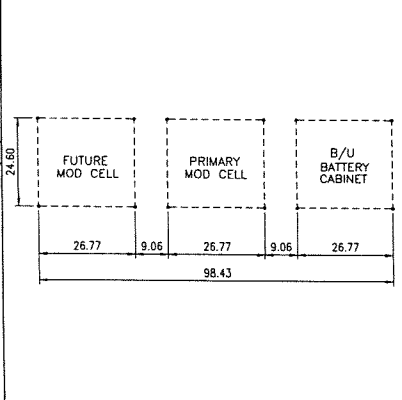
CMU WALL INTERSECTION REINF. SCALE: NONE 10



OPENING AT CMU WALL SCALE: NONE 11

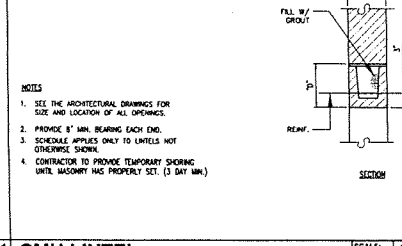


TYP. BAR BEND RADIUS SCALE: NONE 5

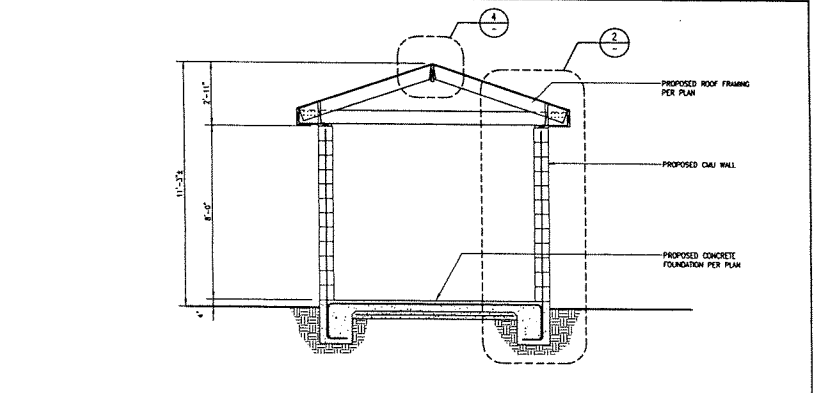


EQUIPMENT MOUNTING SCALE: NONE 6

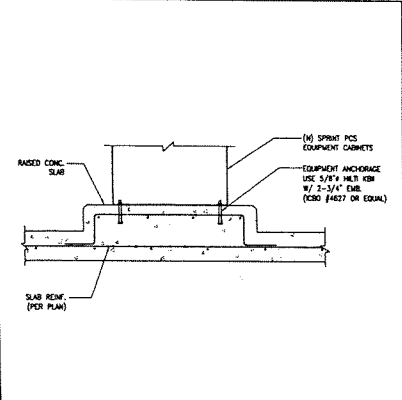
BOND BEAM LINTEL SCHEDULE		
CLEAR SPAN	"D"	REINFORCING
0" TO 3'-4"	8"	2-#4 BOTT.
3'-5" TO 5'-4"	8"	2-#5 BOTT.
5'-5" TO 6'-8"	8"	2-#6 BOTT.



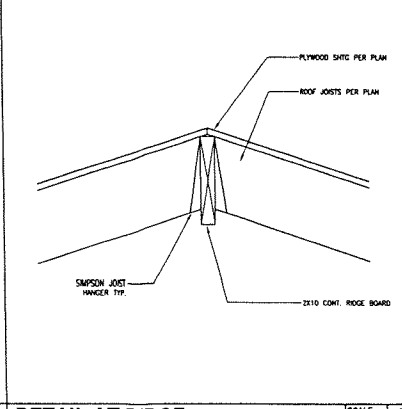
DETAIL AT RIDGE SCALE: NONE 7



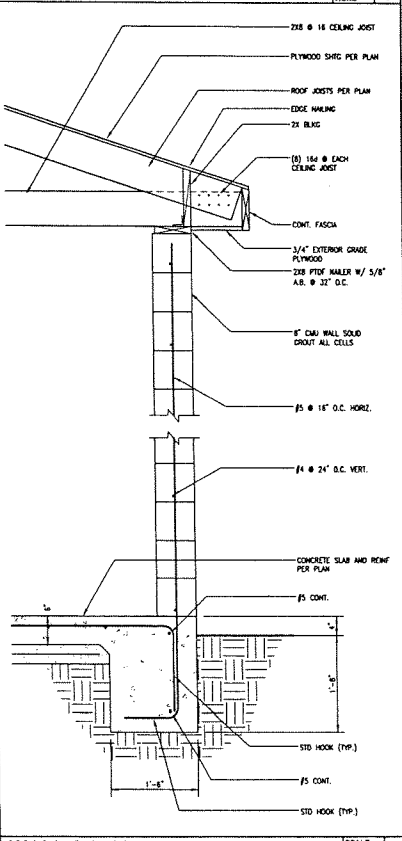
EQUIPMENT SHELTER SECTION SCALE: NONE 1



EQUIPMENT MOUNTING SCALE: NONE 3



WALL SECTION SCALE: NONE 4



WALL SECTION SCALE: NONE 2

Sprint.
Sprint PCS Assets, LLC
18200 VON KARMAN, SUITE #100
IRVINE, CA 92612

PROJECT INFORMATION:
RV62XC902-A
JFK PARK
15115 INDIAN STREET
MORENO VALLEY, CA 92552
COUNTY OF RIVERSIDE

CURRENT ISSUE DATE:
7/19/04

ISSUED FOR:
PERMIT

REV.	DATE	DESCRIPTION	BY
7/19/04		PARKS DEPT. COMMENTS	DC
6/10/04		ISSUED FOR 100% PERMIT	DC
3/8/04		ISSUED FOR 90% PERMIT	DW

PLANS PREPARED BY:
CDG
CONNELL DESIGN GROUP, LLC
CONSULTING CIVIL ENGINEERS
13815 ALTON PKWY., SUITE 100, IRVINE, CA 92618
(949) 752-8807 OFFICE • (949) 752-8833 FAX

CONSULTANT:
DRAWN BY: _____ CHK.: _____ APV.: _____
DW DMC DMC

LICENSURE:
SHEET TITLE:
DETAILS

SHEET NUMBER: _____ REVISION: _____

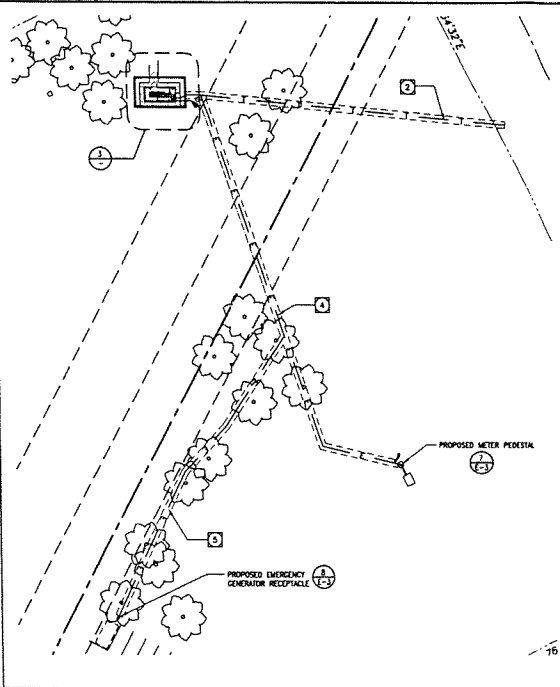
Attachment: Original AgreementUS-CA-5259_GL_010505 (6526 : Second Amendment to

ELECTRICAL SYMBOLS

- ⊗ GROUND ROD WITH ACCESS
- ⊙ HIT GROUND ROD
- ⊖ GROUND ROD
- ⊠ DISCONNECT SWITCH
- ⊕ METER
- ⊡ CROCKET BREAKER
- ⊕ FUSE
- ⊕ GENERATOR
- ⊕ GENERATOR RECEPTACLE
- ⊕ AUTOMATIC TRANSFER SWITCH
- ⊕ MANUAL TRANSFER SWITCH

ABBREVIATIONS

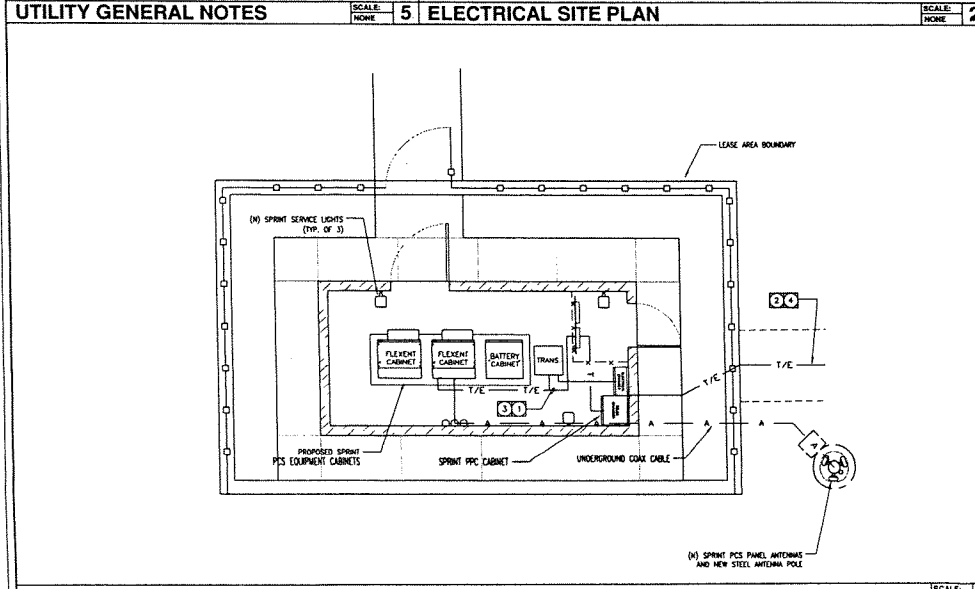
AWG AMERICAN WIRE GAUGE	PCS PERSONAL COMMUNICATION SERVICE
ACS ANTENNA CABLE COVER ASSEMBLY	PPC POWER PROTECTION CABINET
ATS AUTOMATIC TRANSFER SWITCH	PRC PRIMARY RADIO CABINET
BTS BARE TINNED COPPER WIRE	PPC POLYPROPYLENE CONDUIT
CS COAXIAL CABLE	RCS RIGID GALVANIZED STEEL
COB COAX ISOLATED GROUND BAR EXTERNAL	SCS SINGLE LINE DIAGRAM
CO CONDUIT ONLY	SSP POINT TO POINT LIMITED PARTNERSHIP
DWG DRAWING	TDL TELEPHONE
EMT ELECTRICAL METALLIC TUBING	TRW TRAILER
EX EXISTING	UNF UNLESS OTHERWISE NOTED
GEN GENERATOR	WF WALKING BEAM INTERLOCK
GFI GROUND FAULT INTERRUPTER	WTR WALKING BEAM INTERLOCK
GRD GROUND	
GPS GLOBAL POSITIONING SYSTEM	
GR DOWN	
IGR INTERIOR GROUND RING (HALO)	
MOB MASTER ISOLATED GROUND BAR	
NEW (DRAWING AND INSTALL)	
(N) UNLESS NOTED OTHERWISE	



SYMBOLS & ABBREVIATIONS SCALE: NONE 4

- UTILITY POINTS OF SERVICE AND WORK / MATERIALS SHOWN ARE BASED UPON PRELIMINARY INFORMATION PROVIDED BY THE UTILITY COMPANIES AND ARE FOR BID PURPOSES ONLY.
- CONTRACTOR SHALL COORDINATE WITH UTILITY COMPANY FOR FINAL AND EXACT WORK / MATERIALS REQUIREMENTS AND CONSTRUCT TO UTILITY COMPANY ENGINEERING PLANS AND SPECIFICATIONS ONLY. CONTRACTOR SHALL FURNISH AND INSTALL ALL CONDUIT, PULL BOXES, CABLES, PULL BOXES, CONCRETE ENCASUREMENT OF CONDUIT (IF REQUIRED), TRANSFORMER PAD, BARRIERS, POLE RIGGERS, TRENCHING, BACKFILL, PAY ALL UTILITY COMPANY FEES AND INCLUDE ALL REQUIREMENTS IN SCOPE OF WORK.
- UTILITY CONTACTS FOR THIS PROJECT SHALL BE AS FOLLOWS:
 POWER: SCE TELEPHONE: VERIZON
 (XXX) XXX-XXXX (XXX) XXX-XXXX
 (XXX) XXX-XXXX (XXX) XXX-XXXX

UTILITY GENERAL NOTES SCALE: NONE 5



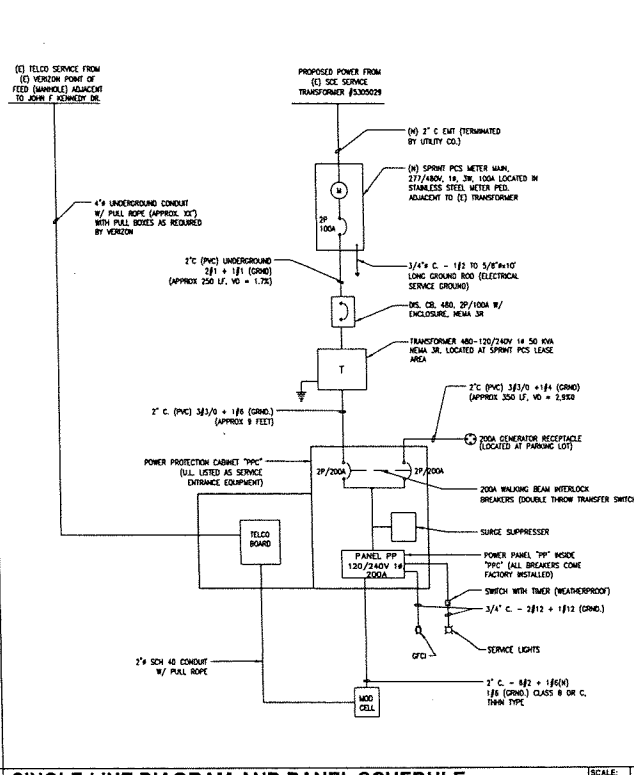
ELECTRICAL EQUIPMENT PLAN SCALE: NONE 3

KEY NOTES:

- POWER FEEDERS ROUTED UNDERGROUND FROM THE PPC CABINET TO THE PRIMARY MOD CELL CABINET: 2" C. 40 (ORNG.) + 1/8" (ORNG.) CLASS B OR C. TYPE THRU.
- PROVIDE 4" CONDUIT (SCH. 40) FOR TELCO FROM TELCO SOURCE TO VERIZON H-FRAME.
- 2" C. SCH. 40 (UNDERGROUND) TO THE PRIMARY MOD CELL CABINET FROM THE PPC CABINET.
- POWER FEEDERS ROUTED UNDERGROUND FROM THE NEW METER PEDESTAL TO THE PPC CABINET: 2" C. (PVC) 3/8"Ø + 1/8" (ORNG.)
- POWER FEEDERS ROUTED UNDERGROUND FROM THE E.G.R. PEDESTAL TO THE PPC CABINET: 2" C. (PVC) 3/8"Ø + 1/8" (ORNG.)

DESCRIPTION	C	B	NO.	LCL.	L1	L2	LCL	NO.	C	B	DESCRIPTION
MOD CELL CIRCUIT NO. 1	1	4350	4350	-	4350	2	60				SURGE SUPPRESSER INTERNAL
MOD CELL CIRCUIT NO. 2	2	3	-	4350	4	2					RECEPTACLES GFCI
	2	7	600	4350	8	20					SERVICE LIGHTS (3 TOTAL)
SPARE	9	4350	160	10	20						VENTILATION FAN
	11		4350	-	12						SPACE

LOAD PHASE	13850	13390
TOTAL CONNECTED LOAD + 25% LCL	27,040	+ 2175 = 29,215
TOTAL AMPERE	29,215/240 = 121.7A	



SINGLE LINE DIAGRAM AND PANEL SCHEDULE SCALE: NONE 1

Sprint
Sprint PCS Assets, LLC
18200 VON KARMAN, SUITE #100
IRVINE, CA 92612

PROJECT INFORMATION:
RV62XC902-A
JFK PARK
15115 INDIAN STREET
MORENO VALLEY, CA 92552
COUNTY OF RIVERSIDE

CURRENT ISSUE DATE: 7/19/04

ISSUED FOR: PERMIT

REV. DATE: DESCRIPTION: BY:

7/19/04	PARKS DEPT. COMMENTS	DC
6/10/04	ISSUED FOR 100% PERMIT	DC
3/8/04	ISSUED FOR 90% PERMIT	DW

PLANS PREPARED BY: CDG
CONNELL DESIGN GROUP, LLC
CONSULTING CIVIL ENGINEERS
15411 ALTON PERRY, SUITE 188, IRVINE, CA 92618
(949) 751-8807 OFFICE (949) 751-8811 FAX

CONSULTANT:

DRAWN BY: CHK: APV:
DW DMC DMC

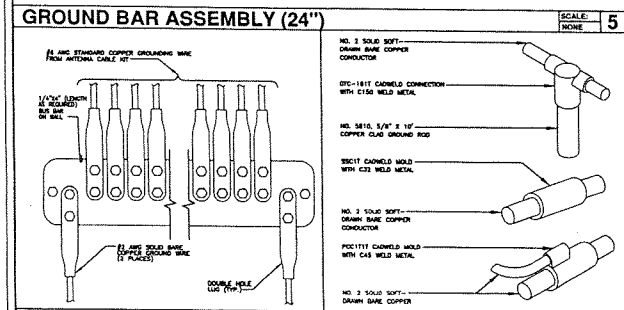
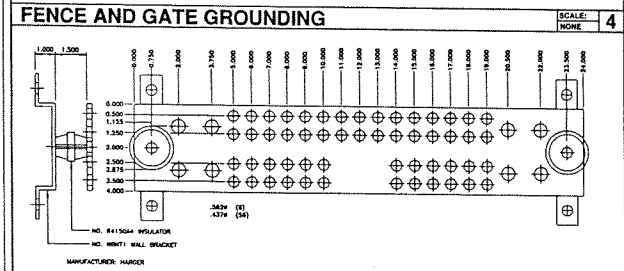
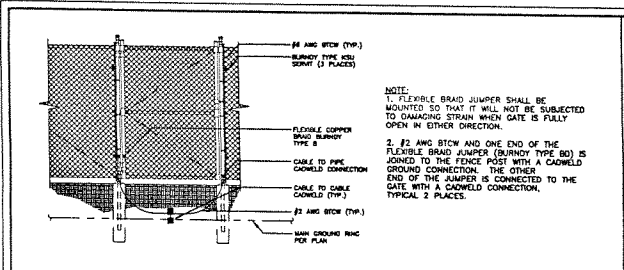
LICENSURE:

SHEET TITLE: SINGLE LINE DIAGRAM, POWER & TELCO CABLE ROUTING, PANEL SCHEDULE & NOTES

SHEET NUMBER: REVISION:

Attachment: Original Agreement US-CA-5259_GL_010505 (6526 : Second Amendment to

Attachment: Original Agreement US-CA-5259_GL_010505 (6526 : Second Amendment to



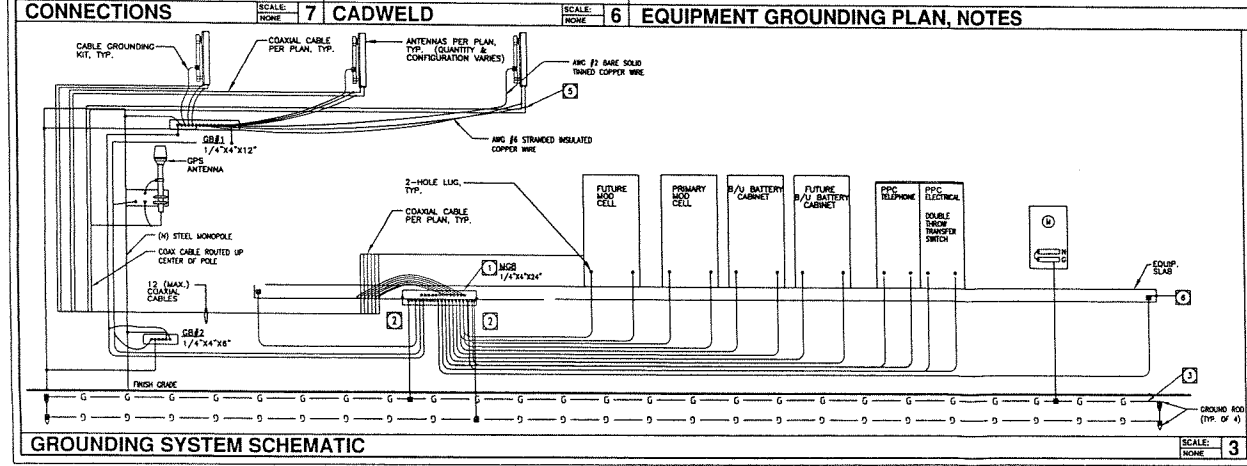
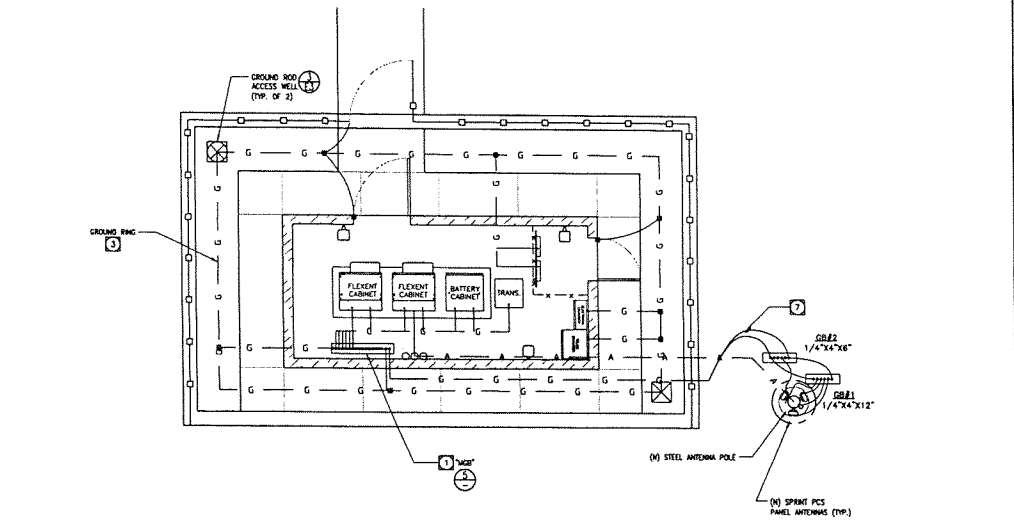
GENERAL NOTES FOR GROUNDING:

1. THE GROUNDING SYSTEM SCHEMATIC IS A DIAGRAMMATIC REPRESENTATION ONLY. SEE GROUNDING PLAN FOR SITE-SPECIFIC GROUNDING LAYOUT AND COMPONENTS.
2. ALL DETAILS ARE SHOWN IN GENERAL TERMS. ACTUAL GROUNDING INSTALLATION REQUIREMENTS AND CONSTRUCTION ACCORDING TO SITE CONDITIONS.
3. ALL GROUNDING CONDUCTORS: #2 AWG SOLID BARE TINNED COPPER WIRE UNLESS OTHERWISE NOTED.
4. GROUND BAR LOCATED IN BASE OF EQUIPMENT WILL BE PROVIDED, FURNISHED AND INSTALLED BY THE VENDOR.
5. ALL BELOW GRADE CONNECTIONS: EXOTHERMIC WELD TYPE. ABOVE GRADE CONNECTIONS: EXOTHERMIC WELD TYPE.
6. GROUND RING SHALL BE LOCATED A MINIMUM OF 24" BELOW GRADE OR 4' MINIMUM BELOW THE FROST LINE.
7. INSTALL GROUND CONDUCTORS AND GROUND ROD MINIMUM OF 1'-0" FROM EQUIPMENT CONCRETE SLAB, SPREAD FOOTING, OR FENCE.
8. EXOTHERMIC WELD GROUND CONNECTION TO FENCE POST: TREAT WITH A COLD GALVANNEZZO SPRAY.

9. GROUND BARS:
 - A. EQUIPMENT GROUND BUS BAR (EOB) LOCATED AT BOTTOM OF ANTENNA POLE MUST FOR MARKING GROUNDING JUMPER CONNECTIONS TO COAX FEEDER CABLES SHALL BE FURNISHED AND INSTALLED BY ELECTRICAL CONTRACTOR. JUMPERS (FURNISHED BY OWNERS) SHALL BE INSTALLED AND CONNECTED BY ELECTRICAL CONTRACTOR.
 - B. MAIN GROUND BUS BAR (MGB) LOCATED NEAR THE BASE OF THE RADIO EQUIPMENT CABINETS SHALL BE FURNISHED AND INSTALLED BY ELECTRICAL CONTRACTOR.
10. ALL GROUNDING INSTALLATIONS AND CONNECTIONS SHALL BE MADE BY ELECTRICAL CONTRACTOR.
11. OBSERVE N.E.C. AND LOCAL UTILITY REQUIREMENTS FOR ELECTRICAL SERVICE GROUNDING.
12. GROUNDING ATTACHMENT TO TOWER SHALL BE AS PER MANUFACTURER'S RECOMMENDATIONS OR AT GROUNDING POINTS PROVIDED (2 MINIMUM).

KEY NOTES:

1. MASTER GROUND BAR "MGB", 1/4" x 4" x 24".
2. PROVIDE 1" C-#10 COPPER GROUND CONDUCTORS (TWO SEPARATE PATHS) TO GROUND RING.
3. AWG #2 BARE SOLID TINNED COPPER CONDUCTOR (GROUND RING)
4. SPRINT PCS EQUIPMENT CABINET, TYPICAL.
5. MECHANICAL CONNECTION, TYPICAL.
6. EXOTHERMIC WELD (CADWELD) CONNECTION, TYPICAL.
7. GROUNDING CONDUCTORS, TYPICAL. SEE GROUNDING SYSTEM SCHEMATIC.



PROJECT INFORMATION:
 RV62XC902-A
 JFK PARK
 15115 INDIAN STREET
 MORENO VALLEY, CA 92552
 COUNTY OF RIVERSIDE
 ISSUE DATE:

7/19/04

ISSUED FOR: PERMIT

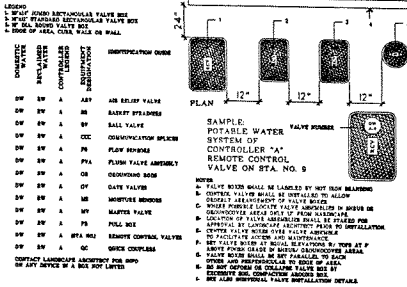
REV. DATE	DESCRIPTION	BY
7/19/04	PARKS DEPT. COMMENTS	DC
6/10/04	ISSUED FOR 100% PERMIT	DC
3/8/04	ISSUED FOR 90% PERMIT	DW

PLANS PREPARED BY:
EDG
 CONNELL DESIGN GROUP, LLC
 CONSULTING CIVIL ENGINEERS
 15613 ALTON PKWY., SUITE 360, IRVINE, CA 92618
 (949) 753-8807 OFFICE - (949) 753-8813 FAX

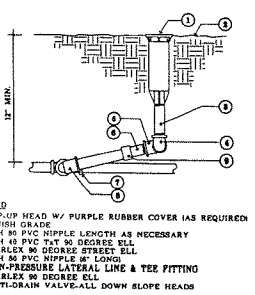
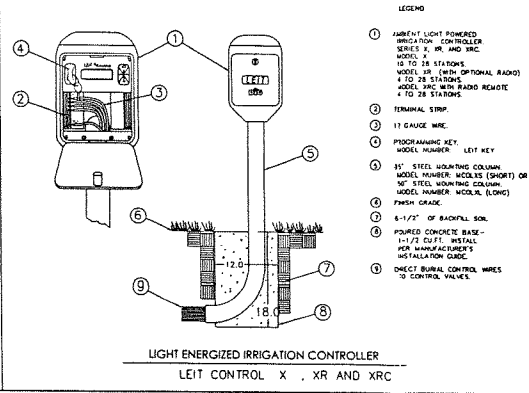
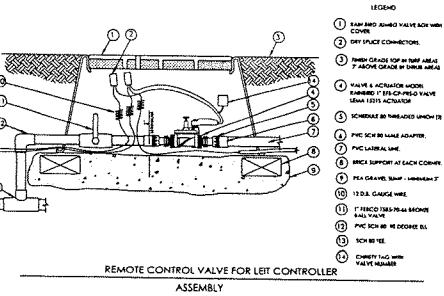
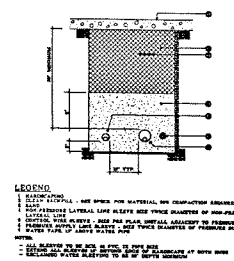
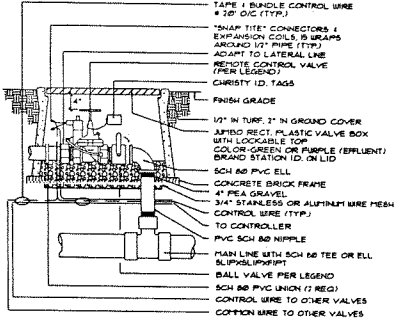
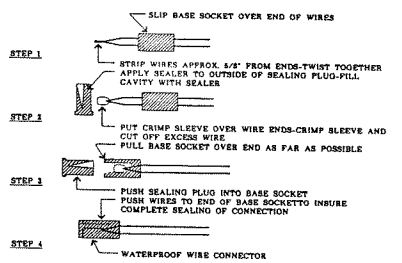
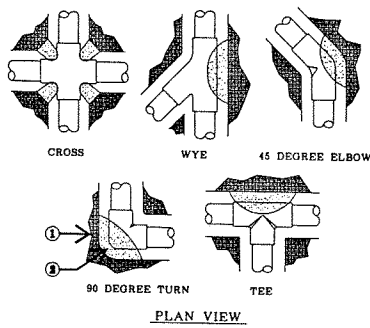
CONSULTANT:
 DRAWN BY: _____ CHK: _____ APV: _____
 DW DMC DMC

LICENSE:
 SHEET TITLE:
EQUIPMENT GROUNDING, ANTENNA GROUNDING DETAILS, NOTES

SHEET NUMBER: _____ REVISION:
Packet Pg. 477



	"CHRISTY" NO. 3150 MAXI-I.D. TAG IN BOTH ENGLISH AND SPANISH. USE IN ALL VALVE BOXES. USE PURPLE TAGS FOR EFFLUENT
	"CHRISTY" 3" NO PRW NON-DETECTABLE PURPLE TAPE LABELED "CAUTION - RECLAIMED WATER BELOW" LOCATE ABOVE ALL MAINLINE
	"CHRISTY" NO. 4100 CONTROLLER UNIT LABEL - 3.5 MIL VINYL BASE (PURPLE) - ATTACH TO FACE OF CONTROLLER ENCL
	"CHRISTY" NO. 5100 RISER MARKER - 3.5 MIL VINYL BASE (PURPLE) - ATTACH TO IRRIGATION RISERS



Sprint
 Sprint PCS Assets, LLC
 18200 VON KAPLAN, SUITE #100
 IRVINE, CA 92612

PROJECT INFORMATION:
 RV62XC902-A
 JFK PARK
 15115 INDIAN STREET
 MORENO VALLEY, CA 92552
 COUNTY OF RIVERSIDE

CURRENT ISSUE DATE:
 8/17/04

ISSUED FOR:
 PERMIT

REV. DATE: DESCRIPTION: BY:

3	8/17/04	PARKS DEPT. COMMENTS	DC
2	7/19/04	PARKS DEPT. COMMENTS	DC
1	6/10/04	ISSUED FOR 100% PERMIT	DC
0	3/8/04	ISSUED FOR 30% PERMIT	OW

PLANS PREPARED BY:
CDG
CONNELL DESIGN GROUP, LLC
 CONSULTING CIVIL ENGINEERS
 15411 ALTON PKWY., SUITE 348, IRVINE CA 92618
 (949) 751-8807 OFFICE • (949) 751-8111 FAX

CONSULTANT:

DRAWN BY: CHK.: APV.:
 DW DMC DMC

LICENSURE:

SHEET TITLE:
 LANDSCAPE / IRRIGATION DETAILS

SHEET NUMBER: REVISION:

Packet Pg. 480

SCALE NONE 1

Attachment: Original AgreementUS-CA-5259_GL_010505 (6526 : Second Amendment to

CITY OF MORENO VALLEY
PLANNING DIVISION
FINAL CONDITIONS OF APPROVAL FOR PA04-0054
CONDITIONAL USE PERMIT FOR A WIRELESS COMMUNICATIONS FACILITY
TO BE LOCATED IN JOHN F. KENNEDY MEMORIAL PARK
ASSESSOR'S PARCEL NUMBER: 485-042-028

APPROVAL DATE:
EXPIRATION DATE:

October 14, 2004
October 14, 2007

This set of conditions shall include conditions from:

- Planning (P), including School District (S), Post Office (PO), Building (B)
- Fire Prevention Bureau (F)
- Public Works, Land Development (LD)
- Public Works, Special Districts (SD)
- Public Works – Transportation (TE)
- Parks & Recreation (PR)
- Police (PD)
- Other (Specify or Delete)

Note: All Special conditions are in bold lettering. All other conditions are standard to all or most development projects.

COMMUNITY AND ECONOMIC DEVELOPMENT DEPARTMENT

Planning Division

- P1. Conditional Use Permit PA04-0054 is for a new telecommunications facility to be located in John F. Kennedy Memorial Park near the northwest corner of the ballfield. The facility includes three panel antennas and a GPS antenna to mounted at a height of 75-feet on an 87-foot stadium light pole. The approval includes an adjacent equipment building to be placed within a wrought iron fence.
- P2. The antennas and all ancillary equipment and hardware attached to the stadium light pole shall be painted to match the light pole, or as approved by the Community and Economic Development Director.

Timing Mechanisms for Conditions (see abbreviation at beginning of affected condition):

- | | | |
|------------------------------|-----------------------|---|
| R - Map Recordation | GP - Grading Permits | CO - Certificate of Occupancy or building final |
| WP - Water Improvement Plans | BP - Building Permits | P - Any permit |

Governing Document (see abbreviation at the end of the affected condition):

- | | | |
|-------------------|---------------------------|---|
| GP - General Plan | MC - Municipal Code | CEQA - California Environmental Quality Act |
| Ord - Ordinance | DG - Design Guidelines | Ldscp - Landscape Requirements |
| Res - Resolution | UBC - Uniform Fire Code | UBC - Uniform Building Code |
| | SBM - Subdivision Map Act | |

Attachment: Original AgreementUS-CA-5259_GL_010505 (6526 : Second Amendment to Telecommunications Agreement with VB Run LLC)

**PLANNING DIVISION
FINAL CONDITIONS OF APPROVAL FOR PA04-0054
CONDITIONAL USE PERMIT
PAGE 2**

- P3. All utility and coaxial connections to the stadium light pole shall be underground.**
- P4. There shall be no signage or graphics affixed to the new equipment, equipment building or fence except for public safety warnings.**
- P5. The facility shall provide for co-location of other equipment/utilities with review and approval by the Community and Economic Development Director. The design of any co-location shall be compatible with the design of the stadium light pole.**
- P6. All proposed ancillary equipment shall be placed within the confines of the equipment building. Any associated fencing or gates shall be of wrought iron construction. No barbed or razor wire fencing shall be used for the facility.**
- P7. The equipment building shall be of decorative block construction and with a peaked roof and shall be located within John F. Kennedy Memorial Park as shown on the approved site plan. The equipment building shall be located within the lease area as shown on the approved site plan.**
- P8. At such time as the facility ceases to operate, the facility shall be removed. The removal shall occur within 90-days of the cessation of the use. The Conditional Use Permit may be revoked in accordance with provisions of the Municipal Code. (MC 9.02.260)**
- P9. The applicant shall replace or repair any existing landscape or irrigation that is disturbed through the installation or operation of this telecommunications facility.**
- P10. Any temporary generator utilized on-site shall comply with the City's noise and sound standard and shall not exceed fifty-five (55) dBA beyond the boundaries of the property. The generator shall only be used during emergencies. Testing of the emergency generator shall be permitted Monday through Friday, from 8:00 AM to 5:00 PM. No parking spaces shall be eliminated to accommodate the generator. (MC 9.10.140)**
- P11. (BP) Prior to issuance of a building permit the applicant shall secure encroachment permit(s) from the California Department of Water Resources and Eastern Municipal Water District if access to their easements is required.**

**PLANNING DIVISION
FINAL CONDITIONS OF APPROVAL FOR PA04-0054
CONDITIONAL USE PERMIT
PAGE 3**

- P12. (BP) Prior to issuance of a building permit the applicant must finalize a lease or other agreement with the City for use of a portion of the park for telecommunications facility.
- P13. This approval shall comply with all applicable requirements of the City of Moreno Valley Municipal Code.
- P14. This approval shall expire three (3) years after the approval date of Conditional Use Permit PA04-0054 unless used or extended as provided for by the City of Moreno Valley Development Code; otherwise it shall become null and void and of no effect whatsoever. Use means the beginning of substantial construction contemplated by this approval within the three-year period, which is thereafter pursued to completion, or the beginning of substantial utilization contemplated by this approval. (MC 9.02.230)
- P15. All landscaped areas shall be maintained in a healthy and thriving condition, free from weeds, trash and debris by the developer or the developers successor-in-interest. (MC 9.02.030)
- P16. The site shall be developed in accordance with the approved plans on file in the Community and Economic Development Department - Planning Division, the Municipal Code regulations, the Landscape Requirements, General Plan, and the conditions contained herein. Prior to any use of the project site or business activity being commenced thereon, all Conditions of Approval shall be completed to the satisfaction of the City Planning Official or designee. (MC 9.14.020, Ldscp)
- P17. (GP) Prior to issuance of grading permits, all site, grading plans, and street improvement plans shall be coordinated for consistency with this approval.
- P18. (BP) Prior to the issuance of building permits, final landscaping and irrigation plans shall be submitted to the Community and Economic Development Department-Planning Division for review and approval. The plans shall be prepared in accordance with the City's Landscape Development Guidelines and Specifications. (Ldscp)
- P19. (BP) Prior to issuance of building permits, the applicant shall obtain a Land Use Clearance stamp from the Community and Economic Development Department – Planning Division on the final plan check set.
- P20. (CO) Required landscaping and irrigation shall be installed prior to the issuance of a certificate of Occupancy.

PLANNING DIVISION
FINAL CONDITIONS OF APPROVAL FOR PA04-0054
CONDITIONAL USE PERMIT
PAGE 4

Building and Safety Division

- B1. The site shall be developed in compliance with all current model codes to include: Uniform Building Code (UBC), Uniform Plumbing Code (UPC), Uniform Mechanical Code (UMC), National Electrical Code (NEC), as well as Title 24 and ADA and all other applicable State and Federal codes. (Ord, State and Federal codes)

**CITY OF MORENO VALLEY
FIRE PREVENTION
FINAL CONDITIONS OF APPROVAL FOR PA04-0054
CONDITIONAL USE PERMIT FOR A WIRELESS COMMUNICATIONS FACILITY
TO BE LOCATED IN JOHN F. KENNEDY MEMORIAL PARK
ASSESSOR'S PARCEL NUMBER: 485-042-028**

FIRE PREVENTION BUREAU

With respect to the conditions of approval for the above referenced (PA04-0054), the following fire protection measures shall be provided in accordance with Moreno Valley City Ordinance's and/or recognized fire protection standards:

- F1. Final fire and life safety conditions will be addressed when the Fire Prevention Bureau reviews building plans. These conditions will be based on occupancy and use and Uniform Building Code (UBC), Uniform Fire Code (UFC), and related codes, which are in force at the time of building plan submittal.
- F2. (BP) Prior to issuance of building permit applicant shall provide written verification that the system they will be installing will not interfere with Fire or Police Communication System.
- F3. Anytime after installation, any interruption of Fire, Police or other public emergency Communication System due to the purveyor's system, the purveyor shall cease to operate site until corrections can be made to purveyor's system.

**CITY OF MORENO VALLEY
PUBLIC WORKS DEPARTMENT – LAND DEVELOPMENT DIVISION
FINAL CONDITIONS OF APPROVAL FOR PA04-0054
CONDITIONAL USE PERMIT FOR A WIRELESS COMMUNICATIONS FACILITY
TO BE LOCATED IN JOHN F. KENNEDY MEMORIAL PARK
ASSESSOR'S PARCEL NUMBER: 485-042-028**

- LD1. Any work within the public right of way requires an encroachment permit. The applicant will be required to obtain an encroachment permit for the connection of the proposed underground utility run to the existing transformer and proposed power source.

**CITY OF MORENO VALLEY
PARKS AND RECREATION DEPARTMENT
FINAL CONDITIONS OF APPROVAL FOR PA04-0054
CONDITIONAL USE PERMIT FOR A WIRELESS COMMUNICATIONS FACILITY
TO BE LOCATED IN JOHN F. KENNEDY MEMORIAL PARK
ASSESSOR'S PARCEL NUMBER: 485-042-028**

- PR1. All equipment utilized for Telecommunications equipment shall be reviewed and approved by Parks and Recreation, Planning, Land Development, Fire Services, and Building and Safety Division, prior to approval and issuance of any permits.
- PR2. The Licensee shall provide a detailed soil report and building pad certification prior to the issuance of a building permit.
- PR3. A preconstruction meeting is mandatory, prior to the issuance of building permits. This shall be scheduled with the Parks Projects Coordinator @ 951.413.3163. Submittals for construction materials shall be provided to the Parks Projects Coordinator within 30 calendar days following the preconstruction meeting. After that time, alternate materials may not be considered or approved.
- PR4. At the end of the agreed upon lease or lease termination from applicant, abandonment, or violation of contract, the Licensee may be required by the City or CSD to restore the site to it's original condition or any part of. If required, the Licensee shall remove the items at no cost to the City.
- PR5. Sports field light poles combined with cellular equipment shall be designed with the assistance of Musco Lighting @ (800) 659-0117. Musco Lighting or their designated manufacturer shall manufacture the pole. The pole shall be supplied with a hand hole secured by vandal resistant bolts. Engineering specifications including wind load shall be supplied to the Department of Parks and Recreation and the Building and Safety Division for review during the design phase. The design shall contain all conduit and conductors within the interior of the pole (no exposed exterior conduit or wire will be allowed). The pole and conduit shall be designed for future expansion of panels. The pole and existing lighting shall be in place and in working order before the existing pole is removed. Musco Lighting or their designated contractor shall provide the work. The cost of lighting realignment shall be the responsibility of the Licensee. The realignment is to be performed by Musco Lighting and a documented written assessment shall be provided to Parks and Recreation before a 'Final' is given.
- PR6. Any proposed step down transformer shall be located in the building and have proper ventilation.
- PR7. Any telephone landline service shall be located within the building. A separate entrance and walled space is required.
- PR8. All exterior cabinets shall be 12-gauge stainless steel #304.

**PARKS AND RECREATION DEPARTMENT
FINAL CONDITIONS OF APPROVAL FOR PA04-0054
CONDITIONAL USE PERMIT
PAGE 2**

- PR9. If a permanent generator shall be utilized, it shall be of an approved quiet type and located within the building, sound insulated, and properly ventilated. Provisions for a temporary generator shall meet the requirements of Parks and Recreation. Power for a temporary generator shall be protected by a Lemuer® 12 gauge stainless steel enclosure mounted on a concrete pad.
- PR10. HVAC units shall be mounted within the building, with the exception of the condensers. AC condensers shall be mounted to the rear of the building and have a vandal proof enclosure cover. The cover shall be manufactured utilizing a 1/4" stainless steel framing materials and stainless steel 9 gauge, 3/4" flattened mesh. The unit shall be sand blasted and powder coated clear. Jerico LLC, phone 909.370.3909 is a local fabricator that may be utilized for this item.
- PR11. Other than pole mounted transmitting/receiving devices, no other equipment shall be located outside of the building without the approval of Parks and Recreation and the Planning Division.
- PR12. Antenna mounted to the building shall have all exposed pipe, brackets, hardware, and wire shielded by a full-length 14-gauge stainless steel cover.
- PR13. The building shall have exterior security lighting installed. The fixture shall be Stonco® WPM Wall Prism, 70w Metal Halide with photo control, Lexan shield, and vandal proof hardware.
- PR14. The building shall be constructed of decorative tan split faced block with matching tan grout. All cells shall be concrete filled. The exterior of the building shall be anti-graffiti coated. The specification for anti-graffiti coating is: 'Vitrecoem High Build Thermosetting Anti Graffiti Glazed Coatings', manufactured by Bithell, Inc @ 626.331.2292.
- PR15. All exterior lumber shall be painted with color pigmented 'Vitrecoem High Build Thermosetting Anti Graffiti Glazed Coatings', manufactured by Bithell, Inc @ 626.331.2292.
- PR16. The roof shall be 'Titan' standing seam. Color to be 'Weathered Copper'. The roof edge shall be turned down. A local manufacturer is 'Custom Built Metals' @ 800.886.2458.
- PR17. Entrance doors to the building shall be manufactured of tubular steel or be solid doors. Tubular steel doors shall be constructed per the Fence and Gate Specification. The interior of the door(s) shall be covered with a sheet of perforated steel. The entire unit (gate and frame) shall be coated dark brown with

**PARKS AND RECREATION DEPARTMENT
FINAL CONDITIONS OF APPROVAL FOR PA04-0054
CONDITIONAL USE PERMIT
PAGE 3**

Vitrocem® Thermosetting Coating for Metal, manufactured by Bithell, Inc @ 626.331.2292.

Solid doors specifications are:

- Steelcraft steel stiffened 1-3/4" 'B' door, 12-gauge stainless steel skin and frame for exterior doors.
- Steelcraft mortise type continuous hinge.
- Trimco # 1111C-630 exterior trim pull, ADA.
- Trimco # 1001-3, 4x16, 630 push plate.
- Trimco # 1010-3, 4x16, 630 pull plate.
- Trimco # 5000, lock astragal.
- Door closure: LCN # P4041. Color to match finished door color.
- Threshold and door sweep: Pemco brand. Color to match finished door color.
- Exterior door seal: Pemco # 299. Color to match finished door color.
- Entire door shall be coated per the 'Paint Schedule'. The color for doors and doorframes shall be dark brown.

PR18. A warning sign with graffiti overlay coating shall be installed on the door of the building.

PR19. Building ventilation shall be constructed from 12-gauge stainless steel and coated per the coating specification for metal surfaces.

PR20. If access to the building is needed, the applicant shall be required to design and build access if suitable access does not exist at the site. Required travel is typically 4' - 10' wide, six-inch thick steel reinforced (#4 rebar @ 18" OC) concrete (3250 PSI). Where new concrete adjoins existing concrete, the two surfaces shall be doweled together with #4 rebar.

PR21. A concrete apron shall surround the building. The apron shall be 4" thick, welded wire mesh reinforced, and drainage sloped 2% away from the building. Deep medium broom finish. The concrete color shall be Davis Sunset Rose and sealed with Davis Color Seal II.

PR22. A tubular steel fence is to be constructed on the outside perimeter of project per the Fence and Gate Specification. The fence shall be centered 1' inside the edge of concrete surrounding the building. See Fence and Gate Specifications in section PR-29 below.

PR23. Planters shall be installed around the building per Parks and Recreation's guidelines. 5-gallon sized Hemerocallis Hybrids shall be planted in the planters with a maximum spacing of 30".

**PARKS AND RECREATION DEPARTMENT
FINAL CONDITIONS OF APPROVAL FOR PA04-0054
CONDITIONAL USE PERMIT
PAGE 4**

- PR24. Irrigation valves shall be Rainbird EFB-CP-PRS-D. The valve shall be connected to a Nibco T-585-70-66 isolation ball valve. A Leit solar irrigation controller shall control the irrigation. The Licensee shall provide a detailed plan and have it approved by Parks and Recreation prior to the issuance of building permits. A C-27 licensed Landscape Contractor shall perform all landscaping and irrigation.
- PR25. Current irrigation located within and surrounding the project shall be relocated to provide irrigation to the existing turf. The addition of sprinklers is the responsibility of the contractor. All irrigation materials shall meet the specifications of Parks and Recreation.
- PR26. The contractor is responsible for any and all damage to turf, concrete, plants, irrigation, electrical, etc. Any and all damaged items shall be reinstalled and paid for by the contractor before final acceptance is issued. All damaged items shall be replaced according to Parks and Facilities standards.
- PR27. The Licensee shall have an approved and signed Telecommunications License Agreement prior to the issuance of Building Permits.
- PR28. All permits and fees are the responsibility of the applicant and/or Licensee.
- PR29. All Plan Checking and Inspection Fees shall be paid prior to the issuance of Building Permits.
- PR30. The Licensee is responsible for all City required insurance and shall provide security per City's requirements, prior to issuance of building permits.
- PR31. Prior to building 'Final' approval, the Licensee shall provide Parks and Recreation a Release of all construction materials and a conformed copy of the Notice of Completion.
- PR32. Inspections by Parks and Recreation and Building and Safety are required on all phases of the project. 48-hour notification shall be provided to Parks and Recreation @ 951.413.3163 or 951.413.3701. Contact Building and Safety for notification requirements @ 951.413.3350.
- PR33. All changes/deviations shall be approved in writing from the Parks Projects Coordinator prior to construction.
- PR34. Turnover items: 6 Rainbird 1806 SAM-PRS sprinkler bodies with 10 assorted nozzles; irrigation controller instructional manual and operation keys; three complete sets of As-Built plans and one As-Built Mylar.

**PARKS AND RECREATION DEPARTMENT
FINAL CONDITIONS OF APPROVAL FOR PA04-0054
CONDITIONAL USE PERMIT
PAGE 5**

PR35. FENCE AND GATE SPECIFICATIONS:

- 3" X 3" X .188" wall posts. Set at 8' spacing (approximate).
- 2" x 2" x .120" wall top and bottom rail.
- ¾" x ¾" X .083" wall pickets with Sheppard hooks (squared and capped ends). Spacing not to exceed 4" between pickets.
- The gate shall have an industrial strength locking devise, capable of utilizing two (2) padlocks for access by City and applicant.
- The finished fence and gate is to be 7' in height (6' fence with 1' Sheppard hook).
- All posts shall have footings 12" diameter x 24" deep minimum, 2500-PSI concrete.
- A City approved Knox Box model # 3261 shall be welded to a 3/16" steel backing plate and installed on the gatepost.
- All posts, rails, pickets, and related hardware to be hot dip galvanized and coated after installation. See 'Paint Schedule.'

PR36. PAINT SCHEDULE:

- a. Coating specification for wood surfaces:
The color shall be gloss dark brown. All coatings shall be Vitrocem® Color Pigmented Thermosetting Graffiti Coating, manufactured by Bithell, Inc @ 626.331.2292.
- b. Coating specification for metal surfaces:
The color shall be gloss dark brown for fencing, building doors, trim, and any other exterior metal. All coatings shall be Vitrocem® Thermosetting Coating for Metal, manufactured by Bithell, Inc @ 626.331.2292.

PR37. PROTECTIVE COATINGS APPLICATION AND WORKMANSHIP:

- a. All surfaces not to be coated shall be protected during cleaning and coating operations. Any surfaces or material (columns, walkways, plants, etc.) that are damaged during the cleaning and/or coating operations shall be repaired or replaced at the contractor's expense.
- b. All surfaces shall be cleaned, de-glossed, and prepped to the paint manufacturer's specifications.
- c. All materials shall be applied uniformly by electrostatic coating (unless approved by the Parks Projects Coordinator in writing). If any thinning of the coating is necessary, it shall be done in accordance with the manufacturer's label directions. Paint additives are prohibited unless specified and approved by the coating manufacturer.
- d. Mechanical mixers, capable of thoroughly mixing the pigment with the paint shall be used according to the manufacturer's instructions. After thorough initial mechanical mixing, subsequent intermittent hand mixing shall be done in accordance with good coating practices and the manufacturer's recommendations.

**PARKS AND RECREATION DEPARTMENT
FINAL CONDITIONS OF APPROVAL FOR PA04-0054
CONDITIONAL USE PERMIT
PAGE 6**

- e. No exterior coating shall be undertaken if air or surface temperature is below 50 degrees Fahrenheit, nor immediately preceding or following rain; or until frost, dew, or condensation has evaporated. Additionally, no exterior coating shall be performed if air or surface temperature is above 95 degrees Fahrenheit or if winds exceed 5 mph.
- f. Refer to the manufacturer's data sheet and comply with the requirements regarding application such as mixing of the components, thinning, and application equipment.
- g. When surface temperatures are high, care must be taken while applying the paint to prevent formation of voids, pinholes, and bubbles due to the rapid evaporation of solvent.
- h. If more than one day passes between subsequent coats, contaminated areas must be further prepared by brush-off blast, water blasting, or steam cleaning.

**CITY OF MORENO VALLEY
POLICE DEPARTMENT
FINAL CONDITIONS OF APPROVAL FOR PA04-0054
CONDITIONAL USE PERMIT FOR A WIRELESS COMMUNICATIONS FACILITY
TO BE LOCATED IN JOHN F. KENNEDY MEMORIAL PARK
ASSESSOR'S PARCEL NUMBER: 485-042-028**

POLICE DEPARTMENT

- P1. Prior to the start of any construction, temporary security fencing shall be erected. The fencing shall be a minimum of six (6) feet high with locking, gated access and shall remain through the duration of construction. Security fencing is required if there is: construction, unsecured structures, unenclosed storage of materials and/or equipment, and/or the condition of the site constitutes a public hazard as determined by the Public Works Department. If security fencing is required, it shall remain in place until the project is completed or the above conditions no longer exist.
- P2. (GP) Prior to the issuance of grading permits, a temporary project identification sign shall be erected on the site in a secure and visible manner. The sign shall be conspicuously posted at the site and remain in place until occupancy of the project. The sign shall include the following:
- a) The name (if applicable) and address of the development.
 - b) The developer's name, address, and a 24-hour emergency telephone number.
- P3. (CO) Prior to the issuance of a Certificate of Occupancy, an Emergency Contact Information Form for the project shall be completed at the permit counter of the Community and Economic Development Department - Building Division for routing to the Police Department.

ACORD™ CERTIFICATE OF LIABILITY INSURANCE

04/01/2005

DATE (MM/DD/YY)
10/28/2004

PRODUCER
LOCKTON COMPANIES
444 W. 47th Street, Suite 900
KANSAS CITY, MO 64112-1906
(816) 960-9000

THIS CERTIFICATE IS ISSUED AS A MATTER OF INFORMATION ONLY AND CONFERS NO RIGHTS UPON THE CERTIFICATE HOLDER. THIS CERTIFICATE DOES NOT AMEND, EXTEND OR ALTER THE COVERAGE AFFORDED BY THE POLICIES BELOW.

INSURERS AFFORDING COVERAGE

INSURED
14971 SPRINT PCS ASSETS, L.L.C.
6160 SPRINT PARKWAY
OVERLAND PARK KS 66251

INSURER A: CONTINENTAL CASUALTY CO (A XV)
INSURER B: AMERICAN CASUALTY CO. of Reading, PA
INSURER C: TRANSPORTATION INSURANCE CO.(A XV)
INSURER D: AMERICAN ALTERNATIVE INS. CORP.
INSURER E:


COVERAGES SPRCO01 DE

THE POLICIES OF INSURANCE LISTED BELOW HAVE BEEN ISSUED TO THE INSURED NAMED ABOVE FOR THE POLICY PERIOD INDICATED. NOTWITHSTANDING ANY REQUIREMENT, TERM OR CONDITION OF ANY CONTRACT OR OTHER DOCUMENT WITH RESPECT TO WHICH THIS CERTIFICATE MAY BE ISSUED OR MAY PERTAIN, THE INSURANCE AFFORDED BY THE POLICIES DESCRIBED HEREIN IS SUBJECT TO ALL THE TERMS, EXCLUSIONS AND CONDITIONS OF SUCH POLICIES. AGGREGATE LIMITS SHOWN MAY HAVE BEEN REDUCED BY PAID CLAIMS.

INSR LTR	TYPE OF INSURANCE	POLICY NUMBER	POLICY EFFECTIVE DATE (MM/DD/YY)	POLICY EXPIRATION DATE (MM/DD/YY)	LIMITS
A	GENERAL LIABILITY <input checked="" type="checkbox"/> COMMERCIAL GENERAL LIABILITY CLAIMS MADE <input type="checkbox"/> OCCUR <input checked="" type="checkbox"/> CONTRACTUAL GEN'L AGGREGATE LIMIT APPLIES PER: <input checked="" type="checkbox"/> POLICY <input type="checkbox"/> PRO-JECT <input type="checkbox"/> LOC	GL 251929176	04/01/2002	04/01/2005	EACH OCCURRENCE \$ 2,000,000 FIRE DAMAGE (Any one fire) \$ 250,000 MED EXP (Any one person) \$ XXXXXXXX PERSONAL & ADV INJURY \$ 2,000,000 GENERAL AGGREGATE \$ 5,000,000 PRODUCTS - COMPIOP AGG \$ 3,000,000
	AUTOMOBILE LIABILITY <input checked="" type="checkbox"/> ANY AUTO <input type="checkbox"/> ALL OWNED AUTOS <input type="checkbox"/> SCHEDULED AUTOS <input type="checkbox"/> HIRED AUTOS <input type="checkbox"/> NON-OWNED AUTOS	BUA 251929193	04/01/2002	04/01/2005	COMBINED SINGLE LIMIT (Ea accident) \$ 2,000,000 BODILY INJURY (Per person) \$ XXXXXXXX BODILY INJURY (Per accident) \$ XXXXXXXX PROPERTY DAMAGE (Per accident) \$ XXXXXXXX
	GARAGE LIABILITY <input type="checkbox"/> ANY AUTO	NOT APPLICABLE			AUTO ONLY - EA ACCIDENT \$ XXXXXXXX OTHER THAN EA ACC AGG \$ XXXXXXXX
D	EXCESS LIABILITY <input checked="" type="checkbox"/> OCCUR <input type="checkbox"/> CLAIMS MADE <input type="checkbox"/> DEDUCTIBLE <input checked="" type="checkbox"/> UMBRELLA FORM RETENTION \$	01-A2-UM-0000490-02	04/01/2004	04/01/2005	EACH OCCURRENCE \$ 5,000,000 AGGREGATE \$ 5,000,000 \$ XXXXXXXX \$ XXXXXXXX \$ XXXXXXXX
B C B B	WORKERS COMPENSATION AND EMPLOYERS' LIABILITY	WC 251929159 (AOS) WC 251929162 (AZ,OR,WI) WC 251907792 (CA) N/A IN MONOPOLISTIC STATES	04/01/2002 04/01/2002 04/01/2003	04/01/2005 04/01/2005 04/01/2005	<input checked="" type="checkbox"/> WC STATUTORY LIMITS <input type="checkbox"/> OTHER E.L. EACH ACCIDENT \$ 1,000,000 E.L. DISEASE - EA EMPLOYEE \$ 1,000,000 E.L. DISEASE - POLICY LIMIT \$ 1,000,000
	OTHER				

DESCRIPTION OF OPERATIONS/LOCATIONS/VEHICLES/EXCLUSIONS ADDED BY ENDORSEMENT/SPECIAL PROVISIONS
CITY OF MORENO VALLEY, THE COMMUNITY REDEVELOPMENT AGENCY OF THE CITY OF MORENO VALLEY (RDA), AND THE MORENO VALLEY COMMUNITY SERVICES DISTRICT, ITS OFFICERS, AGENTS, EMPLOYEES AND VOLUNTEERS ARE ADDITIONAL INSURED, WHICH IS ON A PRIMARY BASIS, AND ALL OTHER INSURANCE SHALL BE NON-CONTRIBUTORY, AS REQUIRED IN THE CONTRACT AND INCLUDED IN THE POLICY FORM. RE: INSTALLATION, OPERATION & MAINTENANCE OF TELECOMMUNICATIONS EQUIPMENT.

LEASED LOCATION:- 15115 INDIAN STREET, MORENO VALLEY, CA SITE ID: RV62XC902

CERTIFICATE HOLDER 2131937 THE CITY OF MORENO VALLEY ATTN: MS. DARIA PADEGIMAS 14177 FREDRICK STREET MORENO VALLEY CA 92552-0805	ADDITIONAL INSURED; INSURER LETTER:	CANCELLATION SHOULD ANY OF THE ABOVE DESCRIBED POLICIES BE CANCELLED BEFORE THE EXPIRATION DATE THEREOF, THE ISSUING INSURER WILL ENDEAVOR TO MAIL 30 DAYS WRITTEN NOTICE TO THE CERTIFICATE HOLDER NAMED TO THE LEFT, BUT FAILURE TO DO SO SHALL IMPOSE NO OBLIGATION OR LIABILITY OF ANY KIND UPON THE INSURER, ITS AGENTS OR REPRESENTATIVES. AUTHORIZED REPRESENTATIVE 
--	--	--

Attachment: Original AgreementUS-CA-5259_GL_010505 (6526 : Second Amendment to Telecommunications Agreement with VB Run LLC)



Report to City Council

TO: Mayor and City Council

FROM: Kenneth Reichle, Chief of Police

AGENDA DATE: February 6, 2024

TITLE: ACCEPTANCE OF THE TOBACCO LAW ENFORCEMENT GRANT PROGRAM AWARD, MEMORANDUM OF UNDERSTANDING AND RESOLUTION NO. 2024-XX

RECOMMENDED ACTION

Recommendations:

1. Accept the Tobacco Law Enforcement Grant Program grant award in the amount of \$123,850 for overtime costs to conduct tobacco enforcement operations in Fiscal Years 2025/26 and 2026/27.
2. Authorize the Chief Financial Officer to appropriate \$123,850 as revenue and expense per fiscal year in Fund (2300) beginning in Fiscal Year 2024/25 and carrying over program budget over the grant period.
3. Approve the Memorandum of Understanding between the City of Moreno Valley and the Department of Justice regarding the Tobacco Law Enforcement Grant Program award.
4. Adopt Resolution No. 2024- XX a Resolution of the City Council of the City of Moreno Valley, California, authorizing the City Manager to execute the agreement with the State of California Department of Justice.

SUMMARY

This report requests that the City Council accept the \$123,850 Tobacco Law Enforcement Grant Program award, appropriate funds for overtime to conduct tobacco enforcement operations for FY 2025/26 and FY 2026/27, approve the Memorandum of Understanding between the City of Moreno Valley and the Department of Justice (DOJ) regarding the Tobacco Law Enforcement Grant Program award, and approve and adopt Resolution No. 2024-XX.

The DOJ Tobacco Grant Program grant cycle FY 2023/24 includes fiscal years 2023/24, 2024/25, 2025/26, and 2026/27. However, because the 2021/22 grant cycle overlaps fiscal years 2023/24 and 2024/25, the current Tobacco Law Enforcement Grant Program award will only fund tobacco-related enforcement overtime in fiscal years 2025/26 and 2026/27.

DISCUSSION

The California Healthcare, Research and Prevention Tax Act of 2016 (Proposition 56) provides local public agencies with funding to promote a healthier California by reducing illegal sales and marketing of cigarettes and tobacco products to minors. The Proposition specifically allocates \$30 million of annual revenue to the California Department of Justice (Rev. & Tax Code, § 30130.57(e)(1)). These funds support local agencies to enforce tobacco-related statutes and ordinances, including to reduce the illegal sale of tobacco products to minors.

The City of Moreno Valley is committed to providing a safe environment for the citizens of Moreno Valley. The Moreno Valley Police Department has determined that a number of calls for service are being generated related to licensed tobacco retailers in the City. Some of these calls involve minors and adults under the age of 21 buying tobacco and/or electronic smoking devices and soliciting adults over the age of 21 to buy tobacco products for them. To address the sale of tobacco products to minors and underage adults, staff has identified a grant to assist law enforcement with their efforts to reduce problems and calls for service at licensed tobacco retailers.

There are approximately 88 licensed tobacco retailers within the City of Moreno Valley. Although most avoid the attention of law enforcement, there are some that have generated calls for service relating to tobacco sales. The time spent by Moreno Valley Police Department deputies could be better spent assisting the community with other issues. In addition, the citizens of Moreno Valley suffer because of the problems that spill out into the community relating to long term health effects relating to adolescents' exposure to tobacco products.

The California Department of Public Health has confirmed that exposure to nicotine during adolescence can harm brain development and predispose youth to future tobacco use. These health effects can intensify anxiety and aggression and cause learning disabilities. In addition, long term exposure can cause lung/heart disease and many types of cancer.

The Moreno Valley Police Department will execute up to eight (8) "Minor Decoy" operations per fiscal year. The "Minor Decoy" program allows law enforcement agencies to use persons under 20 years of age as decoys for the purpose of purchasing tobacco beverages from licensed premises. The use of underage decoys to check whether licensees are selling tobacco products to minors can show a dramatic drop in the illegal activity when the "Minor Decoy" program is repeatedly used.

Minor Decoys can be used in “Shoulder Tap” operations whereby persons under the age of 21 solicit persons to purchase and furnish them with tobacco products. During the program, a minor decoy, under the direct supervision of law enforcement officers, solicits adults outside a licensed store to buy the minor tobacco products. Any person seen furnishing these products to the minor decoy is arrested (either cited or booked) for furnishing tobacco products to a minor (a violation of Section 25658(a) Business and Professions Code).

Other proactive Problem Oriented Policing (POP) Team activity includes ensuring tobacco retailers are in compliance with state tobacco sales laws including ensuring the retailers are not engaged in the sale of “loosies,” or single cigarettes. The operations will be conducted throughout the City to dissuade licensed establishments from selling tobacco products to minors.

ALTERNATIVES

Council has the following alternatives:

1. Approve and authorize the recommended actions as presented in this staff report. This alternative will allow for the Moreno Valley Police Department to conduct tobacco enforcement operations.
2. Do not approve and authorize the recommended actions. This alternative restricts the ability for the Moreno Valley Police Department to conduct tobacco enforcement operations.

FISCAL IMPACT

The DOJ Tobacco Grant Program FY 2023/24 grant cycle includes fiscal years with grant awards previously allocated to the City of Moreno Valley. Those fiscal years previously awarded by the FY 2021/22 grant cycle include FY 2022/23, FY 2023/24, and FY 2024/25.

The current grant cycle award is for FY 2025/26 and FY 2026/27 with a reimbursement distribution of \$123,850 cycling as follows:

- \$60,250 in expenditures for FY 2025/26
- \$63,600 in expenditures for FY 2026/27

Carryover procedures will occur through FY 2026/27 to ensure reimbursement funds are available through the current award cycle.

Description	Fund	GL Account No.	Type (Rev/Exp)	FY 24/25 Budget	FY 24/25 Proposed Amendment	FY 24/25 Amended Budget
Tobacco Grant Revenue	2300	60-69-76413-486000	Rev	\$0	\$123,850	\$123,850

Tobacco Grant Expense	2300	60-69-76413-620320	Exp	\$0	\$123,850	\$123,850
-----------------------	------	--------------------	-----	-----	-----------	-----------

NOTIFICATION

N/A

PREPARATION OF STAFF REPORT

Prepared By:
Shanna Palau
Senior Contracts Analyst

Department Head Approval:
Kenneth Reichle
Chief of Police

Concurred By:
Timothy Brause
Lieutenant

CITY COUNCIL GOALS

Public Safety. Provide a safe and secure environment for people and property in the community, control the number and severity of fire and hazardous material incidents, and provide protection for citizens who live, work and visit the City of Moreno Valley.

CITY COUNCIL STRATEGIC PRIORITIES

1. Economic Development
2. Public Safety
3. Library
4. Infrastructure
5. Beautification, Community Engagement, and Quality of Life
6. Youth Programs

ATTACHMENTS

To view large attachments, please click your “bookmarks”  on the left hand side of this document for the necessary attachment.

1. Moreno Valley, City of_ Award Letter
2. Moreno Valley, City of_MOU 2023-24
3. 2023-24 Resolution_Tobacco Grant Award

APPROVALS

Budget Officer Approval ✓ Approved 1/28/24 9:20 PM

City Attorney Approval
City Manager Approval

✓ Approved
✓ Approved

1/29/24 8:39 AM



C A L I F O R N I A
DEPARTMENT OF JUSTICE

Rob Bont
Attorney General

DIVISION OF OPERATIONS
OFFICE OF THE CHIEF
GRANT SERVICES BRANCH
TOBACCO GRANT PROGRAM
P.O. Box 160187
Sacramento, CA 95816-0187
Telephone: (916) 210-6422
E-Mail Address: TobaccoGrantRFP@doj.ca.gov

October 11, 2023

Tyson Voss, Lieutenant
City of Moreno Valley
22850 Calle San Juan de Los Lagos
Moreno Valley, CA 92553

Re: Tobacco Grant Award Notification Fiscal Year 2023-24 (RFP: DOJ-PROP56-2023-24-1)

Dear: Lieutenant Voss

Congratulations! On behalf of the California Department of Justice (DOJ), Tobacco Grant Program, I am pleased to inform you that your agency's grant application for the fiscal year 2023-24 grant cycle has been approved for grant funds authorized under the California Healthcare, Research and Prevention Tobacco Tax Act of 2016. The total amount of your agency's grant award is \$123,850.

The Tobacco Grant Program's award process is highly competitive, and for the 2023-24 grant cycle, the Department received over \$48 million in requests. As noted in the application materials, grant funding prioritized support for local retailer enforcement and education efforts, including enforcement of flavored tobacco bans. Consequently, some awards were approved with modifications based upon funding priorities.

To accept the 2023-24 grant award, please complete and return the following by email within 15 calendar days of the date of this letter:

1. Signed Letter of Intent (template attached), affirming either:
 - a. Your agency will seek a resolution from the governing body to accept the award (*if your agency has a governing body*); or
 - b. No governing body exists and no resolution is required.
17. Summary of Award (template attached)

Please email the signed Letter of Intent and Summary of Award as indicated above to TobaccoGrantRFP@doj.ca.gov with the subject line including the name of your agency: "FY 23-24_Letter of Intent_Moreno Valley, City of." Upon receipt of this information, the Department will provide your agency with additional documents for execution/use (e.g., Memorandum of

Attachment: Moreno Valley, City of_Award Letter (6493 : ACCEPTANCE OF THE TOBACCO LAW ENFORCEMENT GRANT PROGRAM AWARD,

October 11, 2023

Page 2

Understanding, Grantee Handbook, etc.). These documents will contain more information about the process for reimbursement and other important details. Activities for reimbursement under this grant may commence November 1, 2023.

Should you have any questions regarding this letter or the required follow up information, please email TobaccoGrantRFP@doj.ca.gov.

Sincerely,

STACY HEINSEN
Manager, Tobacco Grant Program

For ROB BONTA
Attorney General

Attachments:
Letter of Intent
Summary of Award
Budget Detail



Tobacco Grant Program Grant Services Branch – Local Assistance Division of Operations

City of Moreno Valley

DOJ-PROP56-2023-24-1-016

MEMORANDUM OF UNDERSTANDING

PURPOSE

This Memorandum of Understanding (“MOU”) is entered into by the Department of Justice (“DOJ”) and the City of Moreno Valley (“Grantee”), for the purpose of disbursing grant funds to Grantee for reimbursement of expenditures in compliance with the California Code of Regulations and the Fiscal Year 2023-24 Grantee Handbook.

Commencing January 1, 2023, the [California Code of Regulations, Title 11, Division 1, Chapter 5: Department of Justice Tobacco Grant Program](#) (“TGP Regulations”) shall govern the policies and procedures of the Tobacco Grant Program.

The TGP Regulations, Request for Proposals, Grantee Handbook (dated March 2023), and Summary of Award document are hereby incorporated by reference into this MOU. Grantee will expend funds for the purposes identified in the approved Summary of Award document. Reimbursements are to be funded under the California Healthcare, Research and Prevention Tobacco Tax Act of 2016, approved by the voters as Proposition 56.

COST REIMBURSEMENT

DOJ agrees to reimburse Grantee in arrears, for Grantee’s actual expenditures in performing the project or scope of work included in the approved Summary of Award document. Reimbursements will be made upon receipt of invoices from Grantee and approval of the invoices by DOJ, in accordance with the reimbursement procedures set forth in the TGP Regulations and Grantee Handbook.

BUDGET CONTINGENCY CLAUSE

It is mutually agreed, if the Budget Act of the current fiscal year and/or any subsequent years covered under the MOU does not appropriate sufficient funds, the MOU shall be of no further force and effect. In the event this situation occurs, DOJ shall have no liability to reimburse/pay any funds to Grantee, or to furnish any other considerations under this MOU. As well, Grantee shall not be obligated to continue performing the provisions of this MOU, for which the Grantee would have been reimbursed.

If funding for any fiscal year is reduced or deleted in the Budget Act for purposes of this MOU, DOJ shall have the option to either cancel this MOU with no liability occurring to DOJ, or offer an addendum to the Grantee to reflect the reduced amount.

PROJECT BREACH-TERMINATION

Failure of a Grantee to comply with this MOU or the TGP Regulations shall be treated by DOJ as a breach of contract. If an act of noncompliance occurs, DOJ may take actions described within the TGP Regulations, including termination. DOJ may terminate this MOU and be relieved of any obligation to disburse grant funds to Grantee should Grantee fail to perform the scope of work at the time and in the manner provided in this MOU.

MISCELLANEOUS PROVISIONS

Addendum – No addendum or variation of the terms of this MOU is valid unless made in writing, and signed by the duly authorized representatives of the parties.

Assignment – This MOU is not assignable by Grantee in whole or in part.

Indemnification – Grantee agrees to indemnify and hold harmless DOJ, its officers, agents and employees from all claims, liabilities, or losses in connection with the performance of this MOU.

Certifications – Grantee certifies that it does not receive funding from a manufacturer, distributor, or advertiser of Cigarettes or Tobacco Products. Grantee further certifies that grant funds will not supplant existing state or local funds dedicated for the same purpose.

TERMS

Grant Duration: **11/1/2023 – 6/30/2027**

Category of Expenditure	Award Amount			
	Budget FY 2023-2024	Budget FY 2024-2025	Budget FY 2025-2026	Budget FY 2026-2027
Personal Services	\$	\$	\$0	\$0
Operating Expenses and Equipment	\$	\$	\$60,250	\$63,600
Administrative Costs (Not to Exceed 5%)	\$	\$	\$0	\$0
TOTAL AWARD AMOUNT	\$123,850			

The time limit for reimbursements against this award ends 6/30/2027. Requests for reimbursement received after 7/15/2027 cannot be considered by DOJ.

GRANTEE CONTACT INFORMATION

Shanna Palau
 Senior Contracts Analyst
 City of Moreno Valley
 22850 Calle San Juan de Los Lagos
 Moreno Valley, CA 92553
 951-486-6788
 shannap@moval.org

AUTHORIZATION

DOJ and Grantee, by their duly authorized officials, have executed this MOU on the respective dates indicated below. This MOU and any future addendums shall be e-mailed to TobaccoGrants@doj.ca.gov, care of the Division of Operations, Grant Services Branch, Local Assistance Unit, Tobacco Grant Program, and will become fully executed upon completion of signatures from all parties.

Mike Lee
City Manager
City of Moreno Valley

Date

Kenneth Reichle
Chief of Police
City of Moreno Valley

Date

JENNIFER IVERY JOHNSON, Grant Manager
Division of Operations
California Department of Justice

Date

STACY HEINSEN, Administrative Manager
Division of Operations
California Department of Justice

Date

CHRIS RYAN, Chief
Division of Operations
California Department of Justice

Date

Attachment: Moreno Valley, City of_MOU 2023-24 (6493 : ACCEPTANCE OF THE TOBACCO LAW ENFORCEMENT GRANT PROGRAM AWARD,

RESOLUTION NO. 2024-_____

A RESOLUTION OF THE CITY COUNCIL OF THE CITY OF MORENO VALLEY, CALIFORNIA TO ACCEPT GRANT FUNDS IN THE AMOUNT OF \$123,850 FROM THE STATE OF CALIFORNIA DEPARTMENT OF JUSTICE, OFFICE OF ATTORNEY GENERAL, TOBACCO LAW ENFORCEMENT GRANT PROGRAM

WHEREAS, the City of Moreno Valley is interested in participating in the Tobacco Law Enforcement Grant Program, which is made available through the California Healthcare Research and Prevention Tobacco Tax Act of 2016 (Prop. 56) and administered by the State of California Department of Justice (DOJ) to support local efforts to reduce the illegal sale of tobacco products to minors in the City; and

WHEREAS, following the City’s submittal of proposal for the Program, the State of California DOJ offered to award \$123,850 for the grant program beginning November 1, 2023 and ending June 30, 2027; and

WHEREAS, Grant funds will be used for Riverside County Sheriff’s Department contract services overtime costs related to tobacco enforcement operations; and

WHEREAS, in order to be considered eligible to receive grant funding, the City must submit a completed Grant Award Memorandum of Understanding to the State of California DOJ;

NOW, THEREFORE, THE CITY COUNCIL OF THE CITY OF MORENO VALLEY, CALIFORNIA, DOES HEREBY RESOLVE AS FOLLOWS:

1. The City Manager or designated representative is hereby authorized, on behalf of the City, to accept grant funding in the amount of \$123,850 from the State of California DOJ.
2. The City Manager or designated representative is hereby authorized and directed, on behalf of the City, to execute the grant documents and to submit all documents, including, without limitation, contracts, amendments, extensions, and payment requests as appropriate to accept the funds under and comply with the conditions of the grant.
3. The City Manager or designated representative is hereby authorized and directed to establish all required accounts and make any and all expenditures, appropriations, transfers, and/or distributions of funds on behalf of the City as are necessary and appropriate to carry out the purpose and intent of this resolution.
4. Grant funds received hereunder shall not be used to supplant ongoing law

enforcement expenditures.

APPROVED AND ADOPTED this 6th day of February 6, 2024.

Mayor of the City of Moreno Valley

ATTEST:

City Clerk

APPROVED AS TO FORM:

City Attorney

Resolution No. 2024-²
Date Adopted: February 6, 2024

Attachment: 2023-24 Resolution_Tobacco Grant Award (6493 : ACCEPTANCE OF THE TOBACCO LAW ENFORCEMENT GRANT PROGRAM

RESOLUTION JURAT

STATE OF CALIFORNIA)
COUNTY OF RIVERSIDE) ss.
CITY OF MORENO VALLEY)

I, Jane Halstead, City Clerk of the City of Moreno Valley, California, do hereby certify that Resolution No. 2024-___ was duly and regularly adopted by the City Council of the City of Moreno Valley at a regular meeting thereof held on the 6th day of February, 2024 by the following vote:

AYES:

NOES:

ABSENT:

ABSTAIN:

(Council Members, Mayor Pro Tem and Mayor)

CITY CLERK

(SEAL)

Resolution No. 2024-___ ³
Date Adopted: February 6, 2024

Attachment: 2023-24 Resolution_Tobacco Grant Award (6493 : ACCEPTANCE OF THE TOBACCO LAW ENFORCEMENT GRANT PROGRAM



Report to City Council

TO: Mayor and City Council
 Mayor and City Council Acting in its Capacity as
 President and Members of the Board of Directors of the
 Moreno Valley Community Services District (CSD)

FROM: Jeremy Bubnick, Parks & Community Services Director

AGENDA DATE: February 6, 2024

TITLE: REVIEW AND CONSIDER THE ART COMMISSION'S
 APPROVAL OF PUBLIC ART REQUEST FOR FUNDING
 APPLICATION - MARYAM CROGMAN MURAL MAIN
 LIBRARY

RECOMMENDED ACTION

Art Commission's Recommendations: That the City Council:

1. Receive and file the artist presentation; and
2. Review and consider the Art Commission's approval of Public Art Request for Funding Application from Maryam Crogman for the creation and installation of a 1,674 square foot mural "MoVal Reads" at the Moreno Valley Main Branch Library; and
3. Authorize Executive Director and or its designee to enter into an agreement for services with the approved applicant and submit a budget adjustment request to utilize funding from DIF Public Art Fund 2916.

SUMMARY

This report recommends that the Council review and consider the Art Commission's approval of the Public Art Program Request for Funding Application submitted by Maryam Crogman for the inclusion of AR animation effects on the previously approved 1,674 square foot mural to be located outside of the Moreno Valley Main Branch Library. The amount of funding being requested by the applicant is \$41,266.92.

If approved, Parks & Community Services staff will work with the selected applicant to enter into a Professional Services Agreement to complete the proposed project.

The Public Art Program will utilize funding from Development Impact Fees (DIF)-Public Art Fund 2916.

DISCUSSION

On June 20, 2023, the City Council approved the City of Moreno Valley’s Public Art Policy which includes guidelines regarding submittal process, selection criteria, installation, deinstallation, and agreements as it relates to the Public Art Program. It further considers the role of the Arts Commission and calls for City Council to make the final decision on all public art on City of Moreno Valley property.

Per the approved Public Art Policy, “Public Art” is defined as artistic works created by artists as unique and original works located in a public space or facility and accessible to the public. Public Art includes works of a permanent or temporary nature. “Public Art” can be in the form of exhibit, performance, installation, integration of art and architecture, and a unique physical environment or feature that integrates art in the city. Eligible mediums include but are not limited to painting, mural, drawing, sculpture, photography, landscaping, water feature, components of a building, works of sound and/or light, and spoken word. Mass produced or standardized art, mechanical reproductions, or directional signage are not eligible mediums.

During a meeting held on January 24,2024, the Arts Commission approved the subject application to be forwarded to the City Council for review and final funding consideration.

ALTERNATIVES

- 1. Approve the Art Commission’s recommendations; or
- 2. Do not Approve the Art Commission’s recommendations; or
- 3. Provide Staff with alternate direction.

FISCAL IMPACT

Funding for the Public Art Program is available through DIF Public Art Fund 2916. If approved, a budget adjustment would be requested as outlined below:

Description	Fund	GL Account No.	Type (Rev/Exp)	FY 23/24 Budget	Proposed Adjustments	FY 23/24 Amended Budget
Transfer to (Other Funds)	2916 DIF Public Art	2916-99-95-92916-903316	Rev	\$111,435	\$41,267	\$152,702
Transfer in -from DIF Public Art	3316	3316-99-99-93316-802916	Rev	\$111,435	\$41,267	\$152,702

Improvements Other than Bldg	3316	3316-50-59-35323-660610 Project No. PCS ART- MURALS-MAIN LIBRARY	Exp	\$0	\$41,267	\$41,267
---------------------------------	------	--	-----	-----	----------	----------

NOTIFICATION

Posting of Agenda.

PREPARATION OF STAFF REPORT

Prepared By:
Patty Yhuit
PCS Admin & Fin Services Division Manager

Department Head Approval:
Jeremy Bubnick
Parks & Community Services Director

CITY COUNCIL GOALS

Advocacy. Develop cooperative intergovernmental relationships and be a forceful advocate of City policies, objectives, and goals to appropriate external governments, agencies and corporations.

Positive Environment. Create a positive environment for the development of Moreno Valley's future.

Community Image, Neighborhood Pride and Cleanliness. Promote a sense of community pride and foster an excellent image about our City by developing and executing programs which will result in quality development, enhanced neighborhood preservation efforts, including home rehabilitation and neighborhood restoration.

CITY COUNCIL STRATEGIC PRIORITIES

1. Economic Development
2. Public Safety
3. Library
4. Infrastructure
5. Beautification, Community Engagement, and Quality of Life
6. Youth Programs

ATTACHMENTS

To view large attachments, please click your “bookmarks”



on the left hand side of this document for the necessary attachment.

1. Application-M.Crogman_Mural_Library
2. Mock Up_M.Crogman_Main Library
3. Budget_M.Crogman_Main Library

APPROVALS

Budget Officer Approval	<u>✓ Approved</u>	1/29/24 8:07 AM
City Attorney Approval	<u>✓ Approved</u>	
City Manager Approval	<u>✓ Approved</u>	1/29/24 3:16 PM



Sunday, December 3, 2023

Public Art Application

The City Council continues to support community identity by encouraging development and display of public art to promote the history, heritage, culture, and contemporary identity of Moreno Valley. The goal of the Moreno Valley Public Art program is to offer an opportunity for local artists and business owners to create a distinctive sense of place and pride in Moreno Valley city facilities, parks, utility boxes, streets, and open spaces.

Requirement Checklist (do not move forward with the application until all applicable items are available to upload)

- Proposed project concepts / mock-up of design
- Project Schedule – planning, prep, design, execution
- Examples of previous artwork
- Itemized Budget Allocation (if additional document is needed)
- Resume/CV
- References
- Additional Supporting Materials – For example, portfolio, video files, articles, etc.

Artist Information

Full Name Maryam Crogman

Are you a resident of the City of Moreno Valley No

Contact Person Title Artist

E-mail maycrow7@gmail.com

Phone Number (951) 505-2408

Address 18318 Barton Rd
Riverside, CA, 92508
United States

Briefly describe your experience as an artist or involvement in public art projects:

I am an eclectic artist, community organizer, author and educator and entrepreneur, owner of L'Expression Creative Studios a local art education studio. One of my favorite activities in the past few years has been to organize community murals events, and to create projects that uphold community pride, belonging and

Attachment: Application-M.Crogman_Mural_Library (6523 : REVIEW AND CONSIDER THE ART COMMISSION'S APPROVAL OF PUBLIC ART REQUEST

history. I have built community art events and murals for Riverside, San Bernardino, Redlands, and Moreno valley. Having the city decorated in positive images and messages can make a big difference in the sense of belonging and projection toward a positive future in the life of our youth and upcoming leaders. My main themes are diversity, education, culture, service and positive motivational messaging. In the last 3 years I have dedicated more time in creating public artwork for the community. In 2021 created L'Expression Creative Studios in Riverside, and recently opened activities in Moreno Valley, to allow youth and adults to come create images that represent them, learn art techniques, the place of culture in the arts, and destress in a motivating and fun environment. In 2024 I'd like to become increasingly involved in the expansion of art and positive imagery in the community of Moreno Valley. Personally, I create series that represent the common people, and famous figures who changed the lives of others through service, social justice and sacrifice. I enjoy painting in large formats with acrylic, oil pastel, simple lines, and bold colors.

Social Pages

Website: www.lxpstudios.com www.almatreb.com
Instagram: @lxp_studios and @almatreb
Facebook: <https://www.facebook.com/LXPstudios>

Project Details

Will you be requesting monetary funds? Yes

If you responded yes to the above, what is the amount requested? 41266.92

Project type (check all that apply) Mural

Provide a brief itemized list of your budget allocation:

ITEM	Cost	Details
Artist Fee	\$33,482.8	Research, design, project lead
Artist rate per sqft: \$20 Dimension: 21ft long, 102 ft high Area sqft: 1674.14ft ²		
Local MoVal Artist Support Staff	\$3,000	Experienced and emerging local artist support staff
Materials	\$2,337	<ul style="list-style-type: none"> • Drop cloth, Cart, Buckets, Aprons, Outdoor projector; Tape, Gloves, Wipes, Brush, Roller brush, Painters plastic. ...ect • Paint, Primer, Anti-graffiti coating, Pain pens
Equipment rental	\$2,155	Pressure wash, lift
Tax	\$2,92.12	
Total Budget	\$41,266.92	

Attachment: Application-M.Crogman_Mural_Library (6523 : REVIEW AND CONSIDER THE ART COMMISSION'S APPROVAL OF PUBLIC ART REQUEST

I request a minimum of 50% deposit per project before the work starts.

Project description:

This mural features people of all hues, ages, and background coming to the library as well as books and a positive message designed to motivate pride in Moreno Valley and the healthy habits that it's residents develop.

CONCEPT DESIGN [January-February 2024]

The project is planned to last 4 months. The first month is for research on the location, talking to the staff and visitors, learning their culture and updating design if needed.

DESIGN EXECUTION [March-May 2024]

Execution will take place at the site, weather and conditions permitting.

Month#1: Material acquisition, scouting place, safety planning

Month#2 to 3.5: Surface treatment and painting

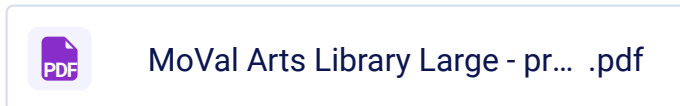
Month#4: Finalize details, anti-graffiti coating, mural reveal party & photo session

Estimated completion May 30th 2024

Proposed project location (include district and address):

25480 Alessandro Blvd, Moreno Valley, CA 92553

Photo of proposed project location:



Identify organizations and/or individuals you will be working with or collaborating with on this project:

Moreno Valley local artists

Describe the goal/objective of your project:

Books make the mind travel and open people to culture. Nowadays libraries do much more than housing books, they're hub of education and resources for entire communities. Libraries save lives!

I hope, along with the local artists I'd like to involve in this (and future) project, that visitors will feel welcome and energized by the message and call to action inviting Moreno Valley residents to stay connected to literary resources.

We will be intentional with representing folks that look like the community that visits the library every day.

It is our habit to engage with the passers by and the community while we work, we hope to do so in this instance. When safe and if authorized we'll allow some community members to lightly participate in lower tier mural painting.

Will project include community outreach or engagement? (ex. community or volunteer day, work shop, etc.)

Yes

If yes, please describe:

Passers by and library staff engagement

Attachment: Application-M.Crogman_Mural_Library (6523 : REVIEW AND CONSIDER THE ART COMMISSION'S APPROVAL OF PUBLIC ART REQUEST

Has the City of Moreno Valley provided funding to you in the past?

No

Approximately how many people will participate or have the opportunity to view your project: 3

Additional Information Regarding Your Project:

This project means a lot to me for the following reasons.

Growing up, our mother who had dropped out of highschool made it her mission that we'd be in the library every day before going to the park. Nature and books were her gift to teach us how to live and solve life's challenges. Books changed our lives. Books make the mind travel and open people to culture. Nowadays libraries do much more than housing books, they're hub of education and resources for entire communities. Libraries save lives!

I hope, along with the local artists I'd like to involve in this (and future) project, that visitors will feel welcome and energized by the message and call to action inviting Moreno Valley residents to stay connected to literary resources.

Please Upload the Following Items Below:

Proposed project concepts / mock-up of design

Project Schedule – planning, prep, design, execution

Examples of previous artwork

Itemized Budget Allocation (if additional document is needed)

Resume/CV

References







Additional Supporting Materials – For example, portfolio, video files, articles, etc.

File Upload



Attachment: Application-M.Crogman_Mural_Library (6523 : REVIEW AND CONSIDER THE ART COMMISSION'S APPROVAL OF PUBLIC ART REQUEST



-  Clarissa Letter of Support -docx
-  Mcrogman CV 2023 ART .pdf
-  MoVal Arts Library Large - M... .pdf
-  72_MoVal Arts Library Large -....pdf
-  MoVal art grant Maryam Cro... .pdf
-  PRESS PAGE & Interviews.pdf
-  Prev. Artwork_Maryam The Ri... .pdf

Terms and Conditions

Accepted

Waiver of Liability

The undersigned, by participating in the City of Moreno Valley Public Art Program (“Art Program”), hereby agrees to waive all rights to pursue any actions, claims or lawsuits against the City of Moreno Valley (“City”) and all of its affiliated agencies, and their respective officials, agents, employees or volunteers (collectively, “City Parties”), irrespective of the nature of the injury, damage or liability, and release and hold harmless the City Parties from all claims, actions or lawsuits arising from or in connection with any injuries, death, liability, expenses, losses, claims, suits, actions, judgments, costs, or damages arising from or related to my participation in the Art Program.

I also hereby expressly waive any and all rights and benefits conferred upon me by the provisions of

Attachment: Application-M.Crogman_Mural_Library (6523 : REVIEW AND CONSIDER THE ART COMMISSION'S APPROVAL OF PUBLIC ART REQUEST

Section 1542 of the California Civil Code which reads as follows:

“A general release does not extend to claims that the creditor or releasing party does not know or suspect to exist in his or her favor at the time of executing the release and that, if known by him or her, would have materially affected his or her settlement with the debtor or released party.”

Notwithstanding the provisions of Section 1542, and to implement a full and complete release as set forth, I acknowledge this waiver will be effective as a bar to any and all actions, fees, damages, losses, claims, liabilities and demands of whatsoever character, nature and kind known or unknown, or suspected or unsuspected. I further represent and warrant that I have read this Form, including this waiver provision, and, prior to executing this instrument, I have had an opportunity to consult an attorney about this instrument and specifically about this waiver provision.

Initials

MC

By signing below, I acknowledge that I am authorized to sign this application. I have read and agree to abide by the City of Moreno Valley Public Art Program requirements and Waiver of Liability. I understand I will need to complete the following items if my project is approved: artist agreement, new vendor form, W-9, Moreno Valley business license, and provide a certificate of insurance. I understand that this application is subject to City and Art Commission review, approval, and denial.



Date Signed

Sunday, December 3, 2023

Want to Submit in Person?

Please print this application and turn in supporting documents at the Conference & Recreation Center at 14075 Frederick St. Moreno Valley, CA 92553.

Questions or comments?

Contact the Public Art team at Publicart@moval.org, visit Moval.org/parks, or call Claudia Torres at 951-413-3289



Attachment: Application-M.Crogman_Mural_Library (6523 : REVIEW AND CONSIDER THE ART COMMISSION'S APPROVAL OF PUBLIC ART REQUEST



© 2022 Google

© 2022 Google

25480

**MORENO VALLEY
PUBLIC LIBRARY**

MoVal Reads!

Attachment: Mock Up_M.Crogman_Main Library (6523 : REVIEW AND CONSIDER THE ART COMMISSION'S APPROVAL OF PUBLIC ART REQUEST

budget & Timeline

ITEM	Cost	Details
Artist Fee	\$33,482.8	Research, design, project lead Artist rate per sqft: \$20 Dimension: 21ft long, 102 ft high Area sqft: 1674.14
Local MoVal Artist Support Staff	\$3,000	Experienced and emerging local artist support staff
Materials	\$2,337	· Drop cloth, Cart, Buckets, Aprons, Outdoor projector; Tape, Gloves, Wipes, Brush, Roller brush, Painters plastic. ...ect· Paint, Primer, Anti-graffiti coating, Pain pens
Equipment rental	\$2,155	Pressure wash, lift
Tax	\$292.12	Total Budget \$ 41,266.92





Report to City Council

TO: Mayor and City Council
 Mayor and City Council Acting in its Capacity as
 President and Members of the Board of Directors of the
 Moreno Valley Community Services District (CSD)

FROM: Jeremy Bubnick, Parks & Community Services Director

AGENDA DATE: February 6, 2024

TITLE: REVIEW AND CONSIDER THE ART COMMISSION'S
 APPROVAL OF PUBLIC ART REQUEST FOR FUNDING
 APPLICATION - PATRICK BARWINSKI AR ANIMATION
 FOR CRC MURAL

RECOMMENDED ACTION

Art Commission's Recommendations: That the City Council:

1. Receive and file the artist presentation; and
2. Review and consider the Art Commission's approval of Public Art Request for Funding Application from Patrick Barwinski for the inclusion of AR Animation effects on the previously approved 2,835 square foot mural at the Moreno Valley Conference & Recreation Center (CRC); and
3. Authorize Executive Director and or its designee to enter into an agreement for services with the approved applicant and submit a budget adjustment request to utilize funding from DIF Public Art Fund 2916.

SUMMARY

This report recommends that the Council review and consider the Art Commission's approval of the Public Art Program Request for Funding Application submitted by Patrick Barwinski for the inclusion of AR animation effects on the previously approved 2,835 square foot mural to be located outside of the Moreno Valley Conference & Recreation Center. The amount of funding being requested by the applicant is \$30,000.

If approved, Parks & Community Services staff will work with the selected applicant to

enter into a Professional Services Agreement to complete the proposed project.

The Public Art Program will utilize funding from Development Impact Fees (DIF)-Public Art Fund 2916.

DISCUSSION

On June 20, 2023, the City Council approved the City of Moreno Valley’s Public Art Policy which includes guidelines regarding submittal process, selection criteria, installation, deinstallation, and agreements as it relates to the Public Art Program. It further considers the role of the Arts Commission and calls for City Council to make the final decision on all public art on City of Moreno Valley property.

Per the approved Public Art Policy, “Public Art” is defined as artistic works created by artists as unique and original works located in a public space or facility and accessible to the public. Public Art includes works of a permanent or temporary nature. “Public Art” can be in the form of exhibit, performance, installation, integration of art and architecture, and a unique physical environment or feature that integrates art in the city. Eligible mediums include but are not limited to painting, mural, drawing, sculpture, photography, landscaping, water feature, components of a building, works of sound and/or light, and spoken word. Mass produced or standardized art, mechanical reproductions, or directional signage are not eligible mediums.

During a meeting held on December 20, 2023, the Arts Commission approved the subject application to be forwarded to the City Council for review and final funding consideration.

ALTERNATIVES

- 1. Approve the Art Commission’s recommendations; or
- 2. Do not Approve the Art Commission’s recommendations; or
- 3. Provide Staff with alternate direction.

FISCAL IMPACT

Funding for the Public Art Program is available through DIF Public Art Fund 2916. If approved, a budget adjustment would be requested as outlined below:

Description	Fund	GL Account No.	Type (Rev/Exp)	FY 23/24 Budget	Proposed Adjustments	FY 23/24 Amended Budget
Transfer to (Other Funds)	2916 DIF Public Art	2916-99-95-92916-903316	Rev	\$111,435	\$30,000	\$141,435
Transfer in -from	3316	3316-99-99-93316-802916	Rev	\$111,435	\$30,000	\$141,435

DIF Public Art						
Improvements Other than Bldg	3316	3316-50-59-35323-660610 Project No. PCS ART- MURALS-CRC	Exp	\$0	\$30,000	\$30,000

NOTIFICATION

Posting of Agenda.

PREPARATION OF STAFF REPORT

Prepared By:
Patty Yhuit
PCS Admin & Fin Services Division Manager

Department Head Approval:
Jeremy Bubnick
Parks & Community Services Director

CITY COUNCIL GOALS

Advocacy. Develop cooperative intergovernmental relationships and be a forceful advocate of City policies, objectives, and goals to appropriate external governments, agencies and corporations.

Positive Environment. Create a positive environment for the development of Moreno Valley's future.

Community Image, Neighborhood Pride and Cleanliness. Promote a sense of community pride and foster an excellent image about our City by developing and executing programs which will result in quality development, enhanced neighborhood preservation efforts, including home rehabilitation and neighborhood restoration.

CITY COUNCIL STRATEGIC PRIORITIES

1. Economic Development
2. Public Safety
3. Library
4. Infrastructure
5. Beautification, Community Engagement, and Quality of Life
6. Youth Programs

ATTACHMENTS

To view large attachments, please click your “bookmarks”



on the left hand side of this document for the necessary attachment.

1. Application_P.Barwinski-AR Animation_CRC
2. Budget_P.Barwinski-AR Animation-CRC

3. Mock Up_P.Barwinski-AR Animation_CRC

APPROVALS

Budget Officer Approval	<u>✓ Approved</u>	1/29/24 8:01 AM
City Attorney Approval	<u>✓ Approved</u>	
City Manager Approval	<u>✓ Approved</u>	1/29/24 3:17 PM

Wednesday, November 29, 2023



Public Art Application

The City Council continues to support community identity by encouraging development and display of public art to promote the history, heritage, culture, and contemporary identity of Moreno Valley. The goal of the Moreno Valley Public Art program is to offer an opportunity for local artists and business owners to create a distinctive sense of place and pride in Moreno Valley city facilities, parks, utility boxes, streets, and open spaces.

Requirement Checklist (do not move forward with the application until all applicable items are available to upload)

- Proposed project concepts / mock-up of design
- Project Schedule – planning, prep, design, execution
- Examples of previous artwork
- Itemized Budget Allocation (if additional document is needed)
- Resume/CV
- References
- Additional Supporting Materials – For example, portfolio, video files, articles, etc.

Artist Information

Full Name Patrick Barwinski

Are you a resident of the City of Moreno Valley Yes

Company Name Barwinski Design

Business Tax ID Number 84-2315662

Contact Name (if different than applicant) Patrick Barwinski

E-mail prbarwinski@gmail.com

Phone Number (951) 796-2772

Address 9911 Cambria Circle
Moreno Valley, CA, 92557
United States

Attachment: Application_P.Barwinski-AR Animation_CRC (6514 : REVIEW AND CONSIDER THE ART COMMISSION'S APPROVAL OF PUBLIC ART

Briefly describe your experience as an artist or involvement in public art projects:

With a deep appreciation for public art and its ability to transform spaces, I have dedicated my career to creating captivating and meaningful art that engage and inspire viewers. Having completed numerous successful projects in diverse settings, I am confident in my ability to bring a fresh and distinctive artistic perspective to Moreno Valley.

I firmly believe that art has the power to connect communities and evoke emotions. Through my public art, I strive to tell stories, capture the essence of a place, and celebrate the unique cultural fabric of a community. I am particularly drawn to the opportunity to contribute to the artistic landscape of Moreno Valley, as a local born, raised and currently living in this beautiful progressive city.

My artistic style can best be described as dynamic, vibrant, and visually captivating. I have honed my skills in creating large-scale murals that incorporate intricate details, bold colors, and diverse artistic elements such as my "How To Fly" mural. A massive 2,500 sq ft mural located in the heart of downtown Riverside, CA at the Mariposa Alley.

Collaboration is an integral part of my artistic process. I thrive on engaging with clients, community members, and fellow artists to gather insights and perspectives that inform the mural's concept and design. I am committed to actively involving the community throughout the mural creation process, ensuring that the artwork resonates deeply with the people it represents.

I possess strong project management skills, allowing me to handle all aspects of a mural project, from conceptualization to completion. I am adept at working within deadlines, managing resources efficiently, and adapting my artistic vision to meet the specific requirements of each project. I also have experience coordinating with local authorities and obtaining the necessary permits to ensure a smooth and successful execution.

Social Pages

Website: www.mrbarwinski.com

Instagram: @mrbarwinski

Project Details

Will you be requesting monetary funds? Yes

If you responded yes to the above, what is the amount requested? 39000 

Project type (check all that apply) AR Animation for Mural proposal / Community Outreach Engagement & Watch Party

Provide a brief itemized list of your budget allocation:

Itemized Budget List:

\$26,000
2D / 2.5D Animation & Sound: Creation of 3 animations + sound design (one time fee)

\$12,500
Web AR Hosting: \$2,000 Creation (one time fee), 3 Year Subscription Fee (\$3,500 12 Month Subscription Fee)



Attachment: Application_P.Barwinski-AR Animation_CRC (6514 : REVIEW AND CONSIDER THE ART COMMISSION'S APPROVAL OF PUBLIC ART

\$500
Artist Fee: Prep, Design, Labor etc

Project description:

Location:

AR Animation for exterior mural located at the Moreno Valley Conference & Recreation Center (14075 Frederick St, Moreno Valley, CA 92553)

The mural will be found on the right cement wall as you enter the building and exit through the sliding doors towards the outdoor stage and garden.

The mural is approx. 2,835 sq ft. in size and the proposed artwork will be completed from the beginning of the wall all the way to the painted white square.

Proposed AR Animation for mural artwork:

"Harmony in the Valley"

This awe-inspiring artwork celebrates the unique spirit of Moreno Valley, capturing its rich heritage, diverse community, and natural wonders.

As one approaches closer, intricate details come to life, revealing the deep cultural roots that make Moreno Valley so special. Bold patterns and colors intertwine with iconic historic symbols, conveying a sense of unity and reverence for the natural world.

This mural is a testament to the beauty and unity found within the diverse tapestry of Moreno Valley. It serves as an inspiration for residents and visitors alike, encouraging them to embrace the cities rich heritage, celebrate its cultural diversity, and foster a sense of harmony with the natural world.

The 3 animations will highlight and bring iconic figures to life such as the wild life donkeys, planes from the march air force base, and an eagle representing the roots of early settlers that make Moreno Valley unique and rich in history.


Proposed project location (include district and address):

District 1 - Conference and Recreation Center (14075 Frederick St, Moreno Valley, CA 92553)

Photo of proposed project location:



Attachment: Application_P.Barwinski-AR Animation_CRC (6514 : REVIEW AND CONSIDER THE ART COMMISSION'S APPROVAL OF PUBLIC ART



Identify organizations and/or individuals you will be working with or collaborating with on this project:

Local artists and local art organizations such as @morenovalley.artz

Describe the goal/objective of your project:

The goal and objective of my project is the following:

- Beautify Moreno Valley
- Reflect the identity of Moreno Valley
- Foster a sense of inclusivity
- Encourage public art appreciation and awareness
- Engage with the community
- Long lasting impact

Beautify Moreno Valley:

To enhance the visual appeal of the Moreno Valley Recreation Center, we aim to create a mural that will serve as a focal point for the facility. This mural will contribute to a more inviting and aesthetically pleasing environment, thereby encouraging greater community use and engagement with the center.

Reflect the identity of Moreno Valley:

The mural will be designed to reflect the unique identity, culture, and natural beauty of Moreno Valley. It

should tell a visual story that resonates with residents, evoking a sense of pride and belonging to the city. This objective will ensure that the mural is a true representation of the community it serves.

Foster a sense of inclusivity:

I aim to create a mural that promotes a sense of inclusivity and unity among the diverse population of Moreno Valley. The design should celebrate the city's cultural diversity and serve as a unifying symbol for all residents, welcoming people from different backgrounds to the Recreation Center.

Encourage public art appreciation and awareness:

The mural project will also have an educational component. We intend to organize events, workshops, and guided tours that promote public art appreciation and awareness, helping residents and visitors understand the significance of public art and its role in building a vibrant community.

Engage with the community:

Community involvement is key to the success of this project. We will actively engage local artists, residents, and stakeholders in the creative process, from the selection of the mural design to its execution. By involving the community, we aim to foster a sense of ownership and pride in the final artwork.

Long lasting impact:

The objective is to create a mural that will stand the test of time. We will use high-quality materials and ensure proper maintenance to guarantee the mural's longevity. This will enable future generations to appreciate and enjoy the mural as an enduring symbol of Moreno Valley's culture and community.

By setting these goals and objectives, the purpose of the mural for the Moreno Valley Recreation Center becomes clear: it is not only a work of art but a tool for community engagement, identity expression, and cultural enrichment.

Will project include community outreach or engagement?
(ex. community or volunteer day, work shop, etc.)

If yes, please describe: Watch party involving community and other Moreno Valley local artists.

Has the City of Moreno Valley provided funding to you in the past?

Approximately how many people will participate or have the opportunity to view your project: 50000

Additional Information Regarding Your Project:

The limit for the opportunity to view my project is limitless as it is determined by the amount and type of events the Moreno Valley Conference and Recreation center hosts from now and in the future.

I believe the project has an opportunity to reach over 50k people or more throughout its lifetime.

Attachment: Application_P.Barwinski-AR Animation_CRC (6514 : REVIEW AND CONSIDER THE ART COMMISSION'S APPROVAL OF PUBLIC ART

Please Upload the Following Items Below:

Proposed project concepts / mock-up of design

Project Schedule – planning, prep, design, execution

Examples of previous artwork







Itemized Budget Allocation (if additional document is needed)

Resume/CV

References

Additional Supporting Materials – For example, portfolio, video files, articles, etc.

File Upload

-  PART 01.pdf
-  PART 02.pdf
-  PART 03.pdf
-  PATRICK BARWINSKI ARTIST... .pdf
-  PATRICK BARWINSKI RESUME.pdf
-  PATRICK BARWINSKI SUPP... .docx

Terms and Conditions

Accepted

Waiver of Liability

The undersigned, by participating in the City of Moreno Valley Public Art Program (“Art Program”), hereby agrees to waive all rights to pursue any actions, claims or lawsuits against the City of Moreno Valley (“City”) and all of its affiliated agencies, and their respective officials, agents, employees or volunteers (collectively, “City Parties”), irrespective of the nature of the injury, damage or liability, and release and hold harmless the City Parties from all claims, actions or lawsuits arising from or in connection with any injuries, death, liability, expenses, losses, claims, suits, actions, judgments, costs, or damages arising from

Attachment: Application_P.Barwinski-AR Animation_CRC (6514 : REVIEW AND CONSIDER THE ART COMMISSION'S APPROVAL OF PUBLIC ART

or related to my participation in the Art Program.

I also hereby expressly waive any and all rights and benefits conferred upon me by the provisions of Section 1542 of the California Civil Code which reads as follows:

“A general release does not extend to claims that the creditor or releasing party does not know or suspect to exist in his or her favor at the time of executing the release and that, if known by him or her, would have materially affected his or her settlement with the debtor or released party.”

Notwithstanding the provisions of Section 1542, and to implement a full and complete release as set forth, I acknowledge this waiver will be effective as a bar to any and all actions, fees, damages, losses, claims, liabilities and demands of whatsoever character, nature and kind known or unknown, or suspected or unsuspected. I further represent and warrant that I have read this Form, including this waiver provision, and, prior to executing this instrument, I have had an opportunity to consult an attorney about this instrument and specifically about this waiver provision.

Initials

By signing below, I acknowledge that I am authorized to sign this application. I have read and agree to abide by the City of Moreno Valley Public Art Program requirements and Waiver of Liability. I understand I will need to complete the following items if my project is approved: artist agreement, new vendor form, W-9, Moreno Valley business license, and provide a certificate of insurance. I understand that this application is subject to City and Art Commission review, approval, and denial.

Date Signed

Wednesday, November 29, 2023

Want to Submit in Person?

Please print this application and turn in supporting documents at the Conference & Recreation Center at 14075 Frederick St. Moreno Valley, CA 92553.

Questions or comments?

Contact the Public Art team at Publicart@moval.org, visit Moval.org/parks, or call Claudia Torres at 951-413-3289

Attachment: Application_P.Barwinski-AR Animation_CRC (6514 : REVIEW AND CONSIDER THE ART COMMISSION'S APPROVAL OF PUBLIC ART

Non commercial
Itemized Budget List:

\$26,000

2D / 2.5D Animation & Sound: Creation of 3 animations + sound design (one time fee)

Includes:

- Consultation with Artist
- Creation of concept board
- AR animations up to 20 seconds in length
- Sound designs up to 20 seconds in length (if required)
- Two rounds of animation and sound design revisions per artwork
- Consultation with the original artist as required

Donkey Animation:

Donkey's moving from left to right with slight soft movement of wind on their face and fur.

Agriculture Animation:

New growth of plants and leaves swaying from left to right with slight movement of wind on existing plants.

March Air Force Base Animation:

Movement of the background and fighter pilot as he flies through the valley.

\$3,500

Web AR Hosting: \$2,000 Creation (one time fee), 3 Year Subscription Fee (\$500 12 Month Subscription Fee)

Includes:

- Supports 2D and 3D animation
- Integrates with EyeJack Creator 2020
- Ready to launch website via a Link
- Hosted on the EyeJack servers
- Lowers the barrier of entry since there is no app to download
- Includes Analytics
- Includes unlimited monthly views of AR animation's
- Photo capture and sharing to socials
- Video recording and sharing to socials
- Video recording can contain a custom watermark (ie. Logo)

\$500

Artist Fee: Prep, Design, Labor etc

Includes:

- Design and creation of AR Animations with team
- Testing and implementation of AR Animations with team
- Design of Call to Action QR Code

\$30,000

AR Animation Total

Proposed Mural Artwork





Attachment: Mock Up_P.Barwinski-AR Animation_CRC (6514 : REVIEW AND CONSIDER



Attachment: Mock Up_P.Barwinski-AR Animation_CRC (6514 : REVIEW AND CONSIDER



Attachment: Mock Up_P.Barwinski-AR Animation_CRC (6514 : REVIEW AND CONSIDER

AR Animation

Attachment: Mock Up_P.Barwinski-AR Animation_CRC (6514 : REVIEW AND CONSIDER





Attachment: Mock Up_P.Barwinski-AR Animation_CRC (6514) : REVIEW AND CONSIDER



To view, open camera on smartphone and scan code



[mrsbecklink.com/nature-illuminated-5](https://www.mrsbecklink.com/nature-illuminated-5)


Attachment: Mock Up_P.Barwinski-AR Animation_CRC (6514) : REVIEW AND CONSIDER



**To view, open camera on
smartphone and scan code.**

Or visit

eyejack.link/catalogue



AH04



SU

SU14

Photo Wall





Report to City Council

TO: Mayor and City Council

FROM: Steve Quintanilla, Interim City Attorney

AGENDA DATE: February 6, 2024

TITLE: MAYOR'S ROLE, DUTIES, AND RESPONSIBILITIES

RECOMMENDED ACTION

Recommendation:

1. That the City Council take whatever action it deems necessary and appropriate.

BACKGROUND

At the January 16, 2024 City Council meeting, Council Member Baca-Santa Cruz requested that the Ordinance No. 996 be brought back to the next City Council meeting so that the City Council could consider possible changes to the Mayor's Role, Duties and Responsibilities as codified as Section 2.04.007 (Mayor's Role, Duties and Responsibilities) of the Moreno Valley Municipal Code. Council Member Baca-Santa Cruz's request was supported by Council Member Ed Delgado.

Section 2.04.007 Mayor's role, duties and responsibilities.

The mayor's role, duties and responsibilities shall include the following:

1. Serving as chairperson on the city's disaster council.
2. Serving as chairperson on the city for state and national agencies.
3. Welcoming visiting dignitaries to the city.
4. Receiving all correspondence, telephone calls, emails or other forms of communications directed to the city's chief elected official or mayor, with copies or content of such communications simultaneously provided or conveyed to each councilmember whose district is affected, impacted or referenced in the subject communication, so that said councilmember(s) are afforded the opportunity to respond accordingly to any requested actions in lieu of the mayor.
5. Presiding over all press conferences on behalf of the city regarding issues affecting the entire city, unless otherwise designated by the mayor at any given

- time. This shall not preclude individual councilmembers from presiding over press conferences regarding issues affecting their districts, even though the issues may affect other districts as well.
6. Making public appearances on behalf of the entire city at special events, which shall not preclude councilmembers from also making appearances at the same special event if the event takes place in their district outside of any of the Civic Center facilities or the event involves volunteers or participants from their districts.
 7. Representing the city on matters of general concern to the city via the broadcast media, while permitting councilmembers to engage with the broadcast media to represent their districts on any matters affecting their districts.
 8. Approving the issuance of city proclamations and signing all proclamations that have received confirmation of support by at least two councilmembers.
 9. Approving the issuance of plaques and signing them if necessary and feasible if approved by a majority of the city council at a noticed public meeting of the city council or recommended by the city manager
 10. Approving and signing all letters of commendation if approved by a majority of the city council at a noticed public meeting of the city council or recommended by the city manager.
 11. Signing all resolutions and ordinances.
 12. Signing contracts unless otherwise provided by city policy.
 13. Signing all city instruments requiring the city seal.
 14. Signing all warrants drawn on the city treasurer unless otherwise provided by city policy.
 15. Approving monetary rewards if recommended by a majority of the city council at a noticed public meeting of the city council.
 16. Approving recipients eligible to receive a "key to the city," if recommended by a majority of the city council at a noticed public meeting of the city council.
 17. Approving recipients eligible to receive an "award of valor," if recommended by a majority of the city council at a noticed public meeting of the city council.
 18. Presenting all proclamations, plaques, letters of commendation, keys to the city and awards of valor unless the particular proclamation, plaque, letter of commendation, key to the city or award of valor is being presented to an individual who resides or a business that is physically located in a particular district and the council member of the respective district requests to make the presentation.
 19. Coordinating the performance evaluation process regarding the city manager, city attorney and city clerk.
 20. Designating a sufficient number of police officers to attend and keep order at any public meeting, if in the mayor's opinion, a breach of the peace may occur.
 21. Requiring the sergeant-at-arms to carry out all orders given by the mayor for the purpose of maintaining order and decorum at any public meeting, consistent with applicable law.
 22. Providing a warning to anyone who is causing actual disruption to the meeting, and ordering their removal as authorized by Government Code Section 54957.95.

23. Serving as presiding officer at all meetings of the city council and other legislative bodies solely consisting of members of the city council.
24. Calling special meetings of the city council.
25. Nominating all members of city commissions, boards and committees based on recommendations submitted by each district councilmember to ensure that there is representation on each city commission, board and committee from each district, subject to approval of a majority vote of the entire membership of the city council. The mayor is authorized to nominate any additional members to any city commission, board or committee that already has a representative from each district who was recommended by the respective district councilmember, provided that such additional members do not result in disproportionate representation by any given district on the respective commission, board or committee.
26. Nominating alternate members to commissions and boards subject to approval by majority of the city council provided that such alternates do not result in disproportionate representation by any given district on the respective commission, board or committee.
27. Making emergency appointments, subject to ratification by the city council at a subsequent special meeting or a regular meeting of the city council provided that such emergency appointments do not result in disproportionate representation by any given district on the respective commission, board or committee.
28. Nominating persons to fill special vacancies, subject to approval by the city council at a special meeting or a regular meeting of the city council provided that any special vacancy appointments do not result in disproportionate representation by any given district on the respective commission, board or committee.
29. Establishing city council subcommittees and appointing all members to city council subcommittees, subject to approval by the city council at a special meeting or a regular meeting of the city council.
30. The mayor or a councilmember may place items on any agenda in the context of a noticed public meeting of the city council with the support of one other councilmember. If an item is placed on an agenda by the mayor or councilmember pursuant to this provision or by the city manager, city attorney or city clerk, it shall remain on the agenda and not be subject to unilateral removal by the mayor or any councilmember.

(Ord. 988 § 2, 2022; Ord. 996 § 2, 2023)

ALTERNATIVES

The City Council has the following alternatives:

1. Discuss any proposed changes to the mayor's role, duties and responsibilities; or
2. Do not discuss any proposed changes to the mayor's role, duties and responsibilities.

FISCAL IMPACT

There is no fiscal impact.

NOTIFICATION

This staff report was made available for public review and inspection and posted on the City’s website at least 72 hours prior to the March 21, 2023, Regular City Council meeting.

PREPARATION OF STAFF REPORT

Prepared By: Steve Quintanilla, City Attorney

CITY COUNCIL GOALS

None

CITY COUNCIL STRATEGIC PRIORITIES

- 1. Economic Development
- 2. Public Safety
- 3. Library
- 4. Infrastructure
- 5. Beautification, Community Engagement, and Quality of Life
- 6. Youth Programs

ATTACHMENTS

To view large attachments, please click your “bookmarks”  on the left hand side of this document for the necessary attachment.

None

APPROVALS

Budget Officer Approval	<u>✓ Approved</u>	2/01/24 9:28 AM
City Attorney Approval	<u>✓ Approved</u>	
City Manager Approval	<u>✓ Approved</u>	2/01/24 9:45 AM